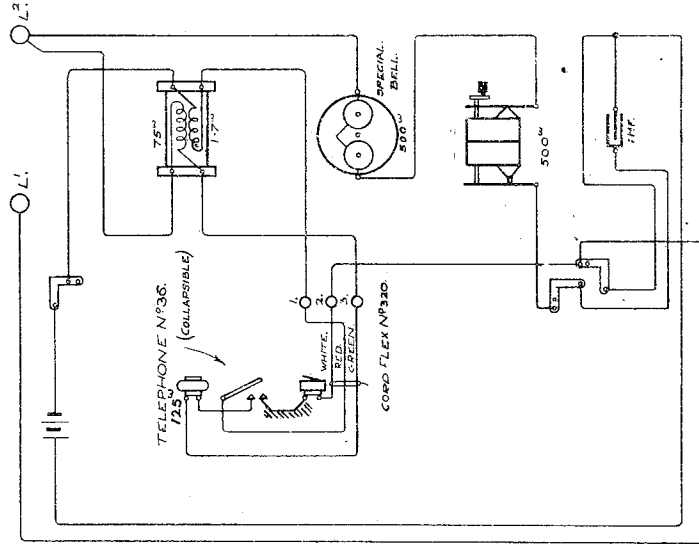


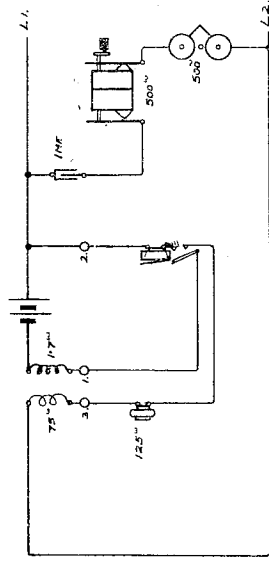
TELEPHONES, N^{OS} 36 & 44. SHEET I. N. 144.

(PORTABLE TELEPHONE,
INCLUDING INSTRUMENT TEST N.T. N^{OS} 3)

23.3 17



EXPLANATORY.



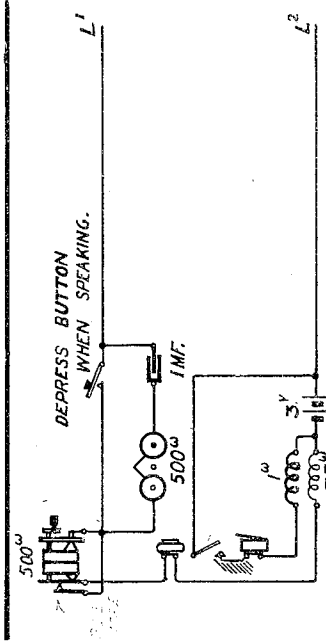
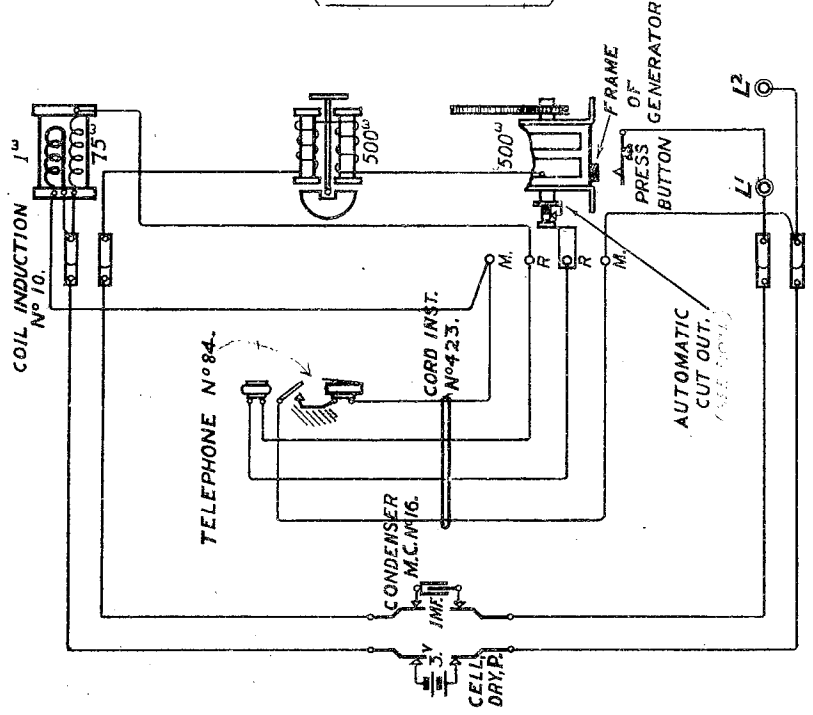
THE APPARATUS IS SPECIAL TO THIS TELEPHONE. THE CONNECTIONS ARE SO ARRANGED THAT THE INSTRUMENT MAY BE USED EITHER ON A PRIMARY BATTERY OR C.B. CIRCUITS. THE CIRCUIT IS OPEN WITH THE MAGNETO BELL & CONDENSER ACROSS THE LINES UNTIL THE PRESS KEY ON THE MICRO TELE IS OPERATED. THE BATTERY IS SO PLACED THAT A CONVERSATION CAN BE CARRIED ON BETWEEN A LINEMAN AND A C.B. SUBSCRIBER EVEN WHEN THE EXCHANGE BATTERY IS DISCONNECTED.

TELEPHONE N° 44.

(MARK N.T. 4)

(SHEET 2.) N.144. 1-6-17.

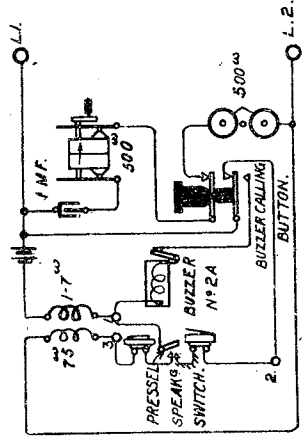
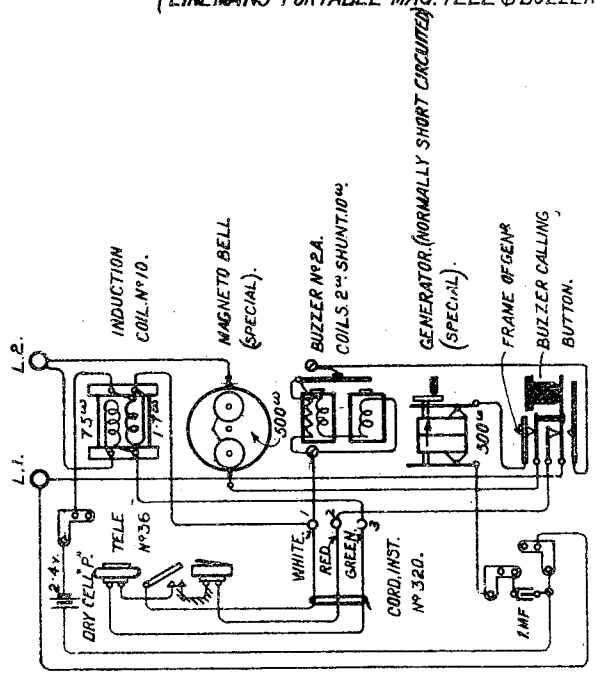
N.T. 10230.



Note. When handle is turned this contact spring is disconnected; bell will ring when lines L¹ and L² are looped.

TELEPHONE NO 44A. (SHEET 3.) N. 144. 13. 10. 17.

(LINEMANS PORTABLE MAG. TELE & BUZZER SET). E.C. 1139.



NOTE: TO SEND A BUZZER CALL, BY MEANS OF THE BUZZER CALL BUTTON, IT IS NECESSARY ALSO TO PRESS THE SPEAKING SWITCH OF THE HAND TELE.