

Private Manual Branch Exchange PMBX 2+6, 3+12 and 4+18

Several sizes of cordless switchboard can be provided to meet a wide range of business requirements (see table on back page).

These neat switchboards are suitable for the modern reception area.



Benefits

Easy to operate.

Visual indication on switchboard of calls in progress.

No separate equipment room required.

Sizes

There are three sizes of switchboard in this design.

PMBX 2+6: 2 Exchange lines with up to 6 extensions

PMBX 3+12: 3 Exchange lines with up to 12 extensions

PMBX 4+18: 4 Exchange lines with up to 18 extensions

How they operate

Each exchange line, each extension, and the operator's telephone, has a signalling lamp with a column of keys beneath it. The keys are used to answer and connect calls.

On the 3 + 12 and 4 + 18 models, exchange line calls are held automatically if the operator has to leave the line to make an enquiry. On the 2 + 6 model these calls are held manually by operating the associated hold key. The lamp above the operator's keys glows continuously while any exchange line is held.

Extensions are called by pressing down the associated key in the bottom row.

Connecting circuits

The number of two-way conversations is dependent on the size of the switchboard, on the 3 + 12 board for example, by pushing keys in the top and middle rows up or down, or keys in the bottom row up, five independent connecting circuits can be used.

The 2 + 6 switchboard has three independent connecting circuits and the 4 + 18 seven connecting circuits with an additional operator answering facility.

Facilities

Extensions can be internal, external, or inter-switchboard although those other than internal are limited to 3 on the 2 + 6, 6 on the 3 + 12 and 9 on the 4 + 18. Private circuits can be connected in place of external extensions.

Extension telephones can make calls direct, without having to go through the switchboard operator, provided the operator has connected the extension to an exchange line.

Each extension telephone has a button which can be used to signal the operator while a call is in progress. The operator can then assist as necessary or transfer the call to another extension.

The operator can also speak to an extension, without being overheard, while holding an exchange call. A glowing lamp reminds the operator that the exchange line is being held.

On the 3 + 12 and 4 + 18 models, if an exchange call is received on a line before the operator has been able to disconnect it from a previous call, the new call is automatically intercepted at the switchboard. A lamp glows on the switchboard to warn the operator, and the extension to which the line is still connected is not rung. On the 2 + 6 model the extension telephone to which the line is still connected will ring.

On the 4 + 18 the operator can answer further calls when all the connecting circuits are in use but cannot extend these calls.

All calls are signalled with lights on the switchboard.

On the 4 + 18 only, the next free connecting link to be used is indicated by the appropriate lamp glowing in a column of "free-link" lamps down the left-hand side of the switchboard.

A buzzer, which operates with the lights, can be switched on or off, as required.

Power for signal lights, bells and internal calls is obtained from a mains unit.

If there is a mains failure, exchange calls in progress remain connected. A fresh incoming call on the first exchange line rings the bell in the operator's telephone. The remaining lines can be switched through to an extension so that calls can be made and answered at those telephones.

A stand-by power supply together with a mains-failure warning lamp can be provided for an additional charge.

Extension arrangements to Plans 1, 1A, 12A, 105, 105A, 107 and 107A can be provided on switchboard extensions.

Night Service is provided by connecting each exchange line to an extension and switching on the night service key. This will also cut off the switchboard alarm and lamps.

General Information

A table of the switchboard capacities, weights and sizes is shown on the back page of this leaflet.

Each switchboard works from a power unit connected to a 3-pin socket outlet of at least 2-amp rating, provided by the customer.

The power unit, together with a connexion box, is usually mounted on a wall in any convenient position, provided that the cable run from the switchboard does not exceed 30.5m.


For installations requiring external extensions and circuits with special telephone arrangements the power units are heavier and a further auxiliary unit, weighing approximately 4.5kg for each circuit is required. These are limited to 3, 6 and 9 for the 2 + 6, 3 + 12 and 4 + 18 respectively.

The cases of the power and auxiliary units are elephant grey, and the weights and dimensions are shown overleaf.

A two-tone grey dial telephone, which matches the switchboard, is normally provided for the operator. Headsets can also be provided, for a small additional charge.

Extension telephones can be provided as either dial or press-button* models, in table or wall-mounted versions and a range of colours.

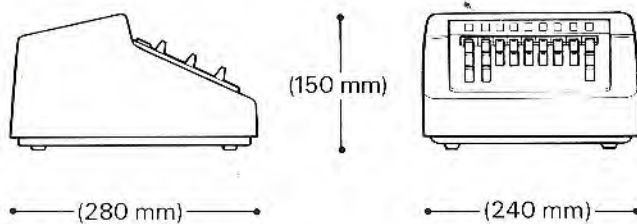
*Additional charges apply for press-button telephones.



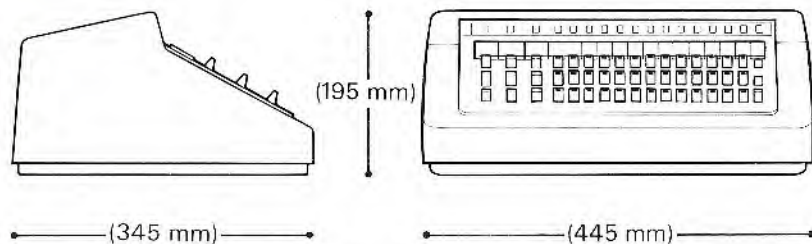
Range of PMBX Cordless Switchboards (Desk standing)

Size of Switchboard	Exchange Lines	Extensions	Calls Possible at Same Time	Weight of Board Kg.	Weight of Power Unit & Connexion Box		Auxiliary Unit Weight Kg.	Max. No.
					Internal Extns. Kg.	External Extns. Kg.		
2 + 6	2	6	3	5.4	7.7	9.1	4.5	3
3 + 12	3	12	5	15	9	18	4.5	6
4 + 18	4	18	7	25	18	24	4.5	9

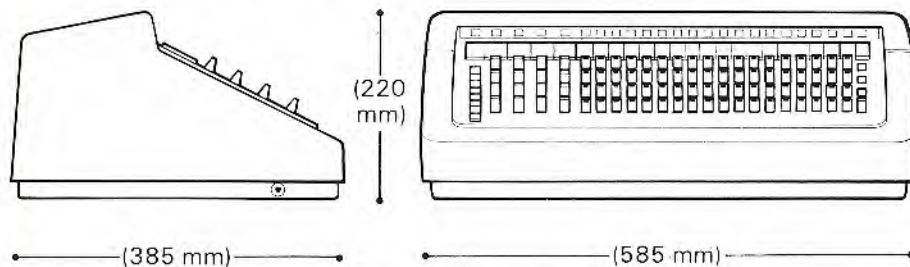
Switchboard (2 + 6)



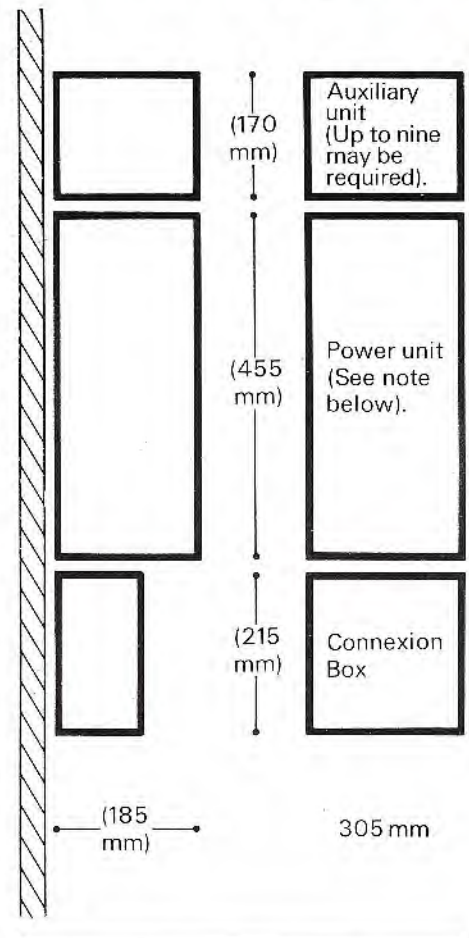
Switchboard (3 + 12)



Switchboard (4 + 18)



Wall-mounted equipment



The above illustration shows the 4 + 18 size equipment. The 2 + 6 and 3 + 12 sizes differ in the height of the power unit which is 266mm and 355mm respectively.

Please note

We do our best to supply our customers with the apparatus they ask for but we may have to provide apparatus which does not accord exactly with the descriptions, illustrations and shades of colours shown in this leaflet.

Your Telephone Sales Office will gladly supply any further information or details of any changes in the information in this leaflet since it went to print. The address, telex and telephone numbers are shown in the preface of your Telephone Directory. Information on a wide range of our services and apparatus is contained in the Green Pages section of most Telephone Directories.