

Private Manual Branch Exchange PMBX 3+12

March 1973

Descriptive
Leaflet

DLC 301

Several sizes of cordless switchboard can be provided to meet a wide range of business requirements (see table on back page).

This leaflet describes the switchboard for the business that needs up to three exchange lines and twelve extensions.




How it operates

Each exchange line, each extension, and the operator's telephone, has a signalling lamp with a column of keys beneath it. The keys are used to answer and connect calls.

By pushing keys in the top and middle rows up or down, or keys in the third row up, five independent connecting circuits can be used. In the photograph below, for example, exchange line 1 is connected to extension 3; extension 8 to extension 9; exchange line 2 to extension 5; extension 7 to extension 11; while the operator is dealing with a call on exchange line 3.

Exchange line calls are held automatically if the operator has to leave the line to make an enquiry. The lamp above the operator's keys glows continuously while any exchange line is held.

Extensions are called by pressing down the associated key in the third row.



Facilities

Up to three exchange lines and up to twelve extensions can be connected to the switchboard.

Extensions can be internal, external, or inter-switchboard although those other than internal are limited to six. Private circuits can also be connected in place of external extensions.

Extension telephones can be provided with dials so that calls can be dialled direct when the operator has connected the extension to an exchange line.

Each extension telephone has a press-button which can be used to signal the operator while a call is in progress. The operator can then assist as necessary or transfer the call to another extension.

The operator can also speak to an extension, without being overheard, while holding an exchange call. A glowing lamp reminds the operator that the exchange line is being held.

If an exchange call is received on a line before the operator has been able to disconnect it from a previous call, the new call is automatically intercepted at the switchboard. A lamp glows on the switchboard to warn the operator, and the extension to which the line is still connected is not rung.

Five separate calls can be in progress at the same time, without overhearing.

All calls are signalled with lights on the switchboard.

A buzzer, which operates with the lights, can be switched on or off, as required.

Power for signal lights and bells is obtained from a unit connected to the mains.

If there is a mains failure, exchange calls in progress remain connected. A fresh incoming call on the first exchange line rings the bell in the operator's telephone. The second and third lines can each be switched through to an extension so that calls can be made and answered at those telephones.

A stand-by power supply together with a mains-failure warning lamp can be provided for an additional charge.

Night service is provided by connecting each exchange line to an extension and switching on the night service key. This will also cut off the switchboard alarm and lamps.

Extension arrangements to plans 1, 1A, 9, 12A, 105, 105A, 107 and 107A can be provided on switchboard extensions.

General information

This switchboard unit, designed to stand on a desk or table, weighs approximately 33lb (15kg).

It works from a power unit connected to a 3-pin socket outlet of at least 2-amp rating, provided by the customer.

The power unit, together with a connexion box, is usually mounted on a wall in any convenient position, provided that the cable run from the switchboard does not exceed 100ft (30.5m).

For an installation with only internal extensions this equipment weighs approximately 20lb (9kg). When external extensions and circuits with special telephone arrangements are provided, a larger power unit, weighing approximately 40lb (18kg) is required, together with an auxiliary unit, weighing approximately 10lb (4.5kg) for each circuit (limited to six).

The cases of the power and auxiliary units are elephant grey, and the dimensions are shown overleaf.

A two-tone grey telephone, which matches the switchboard, is provided for the operator. A grey lightweight headset (shown in the photograph) can also be provided, for a small additional charge.

Tablephones in two-tone grey, two-tone green, light ivory, topaz yellow, lacquer red, concord blue, or black can be provided on extensions. If wallphones are required, the choice of colour is limited to two-tone grey, light ivory, or black.

Trimphones can be provided on extensions for a small additional rental. There is a choice of three colours – grey, blue and green – each is a dual-tone with the handset in the darker tone.

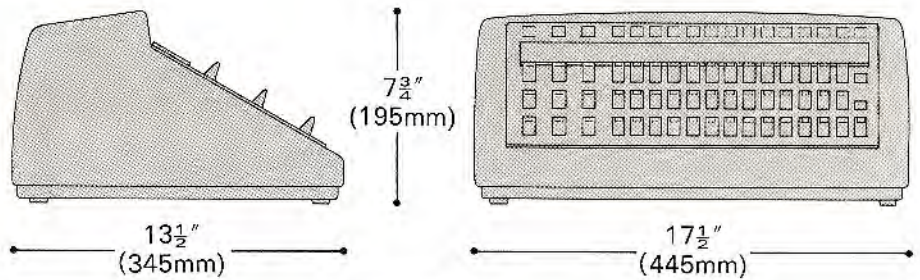


Range of PMBX cordless switchboards

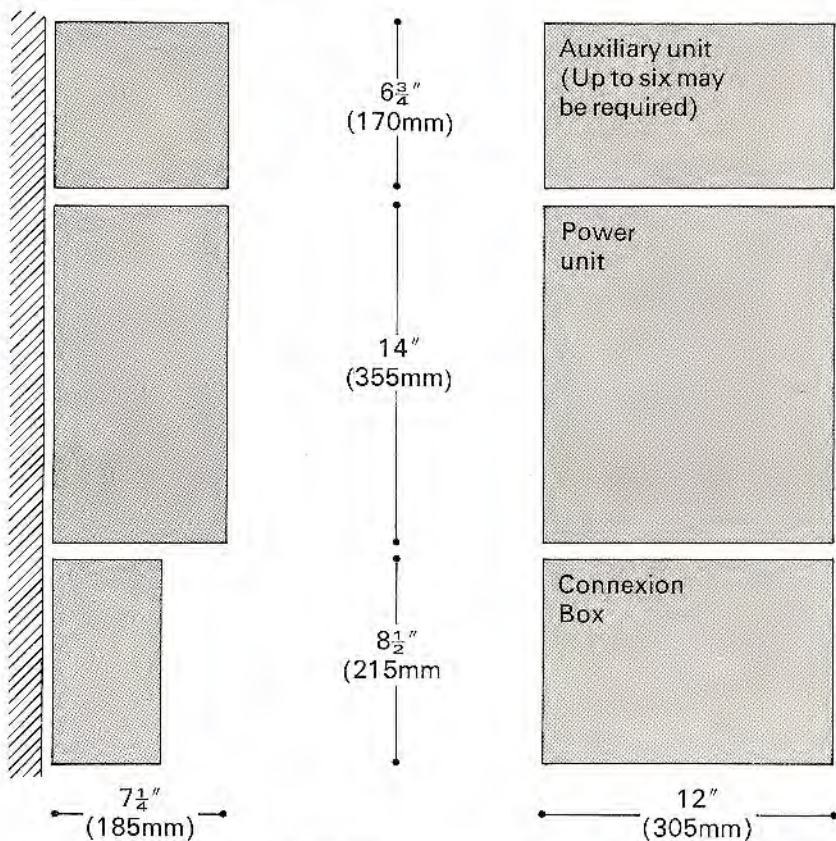
| Type | Exchange lines | Extensions | Calls possible at same time | Descriptive leaflet number |
|----------------------|----------------|------------|-----------------------------|----------------------------|
| Desk-standing | 2 | 6 | 3 | DLC 300 |
| Desk-standing | 3 | 12 | 5 | DLC 301 |
| Desk-standing | 4 | 18 | 7 | DLC 302 |

Dimensions

Switchboard



Wall-mounted equipment



Please note

We do our best to supply our customers with the apparatus they ask for but we may have to provide apparatus which does not accord exactly with the descriptions and illustrations in this leaflet.

Value Added Tax

From 1st April 1973 value added tax will be payable for telecommunications services and will be added to the total of charges on customers' bills.

Rental and connexion charges are quoted in DLC 1 the preface sheet for section C descriptive leaflets.

Your Telephone Sales Office will gladly supply any further information. The address and telephone number are shown in the preface of your telephone directory.