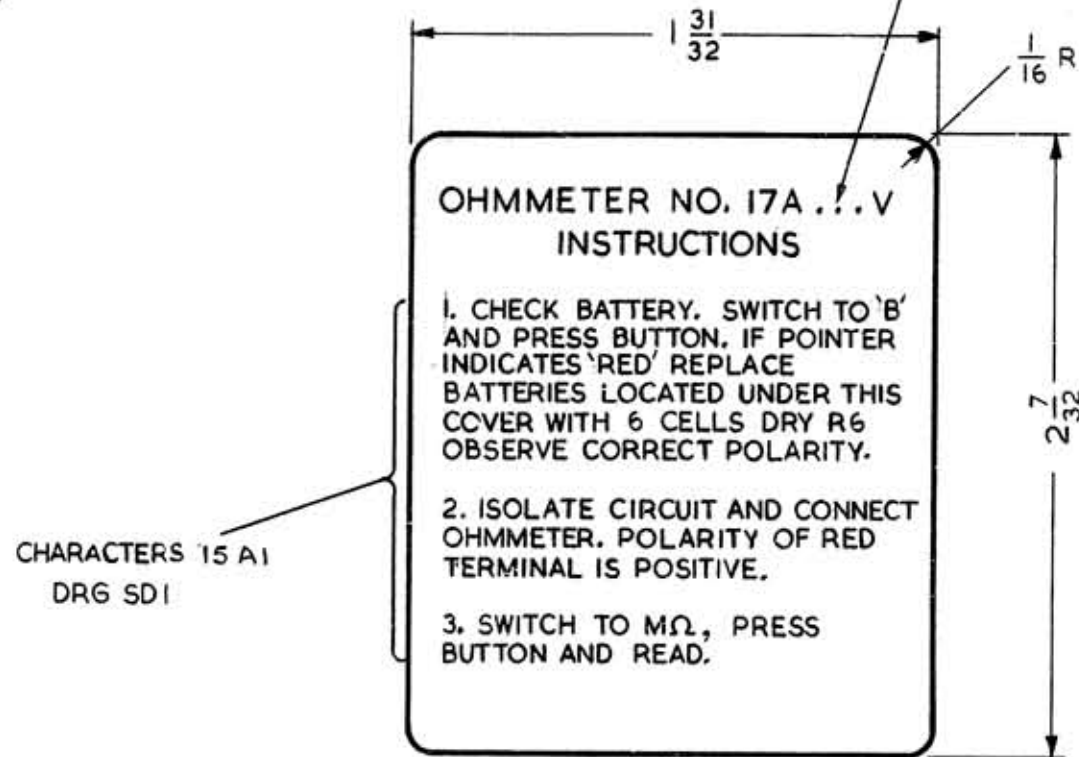
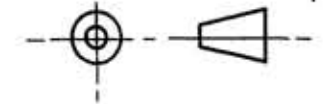


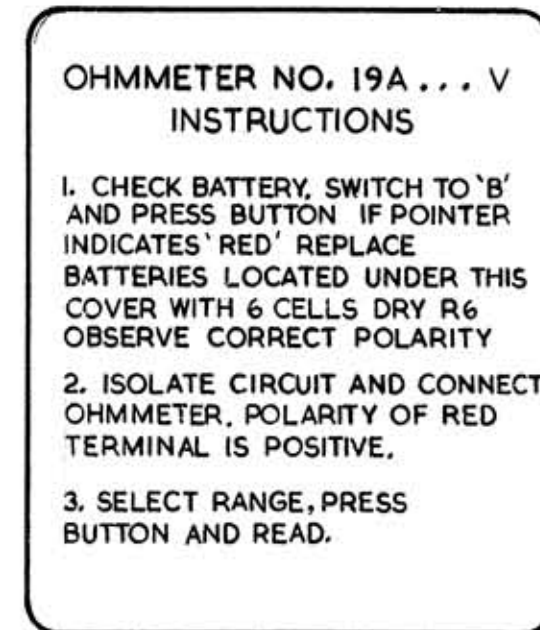
INSERT APPROPRIATE VOLTAGE

THIRD ANGLE PROJECTION



CHARACTERS 15 A1
DRG SDI

1/CD2600
(SEE NOTE 1)

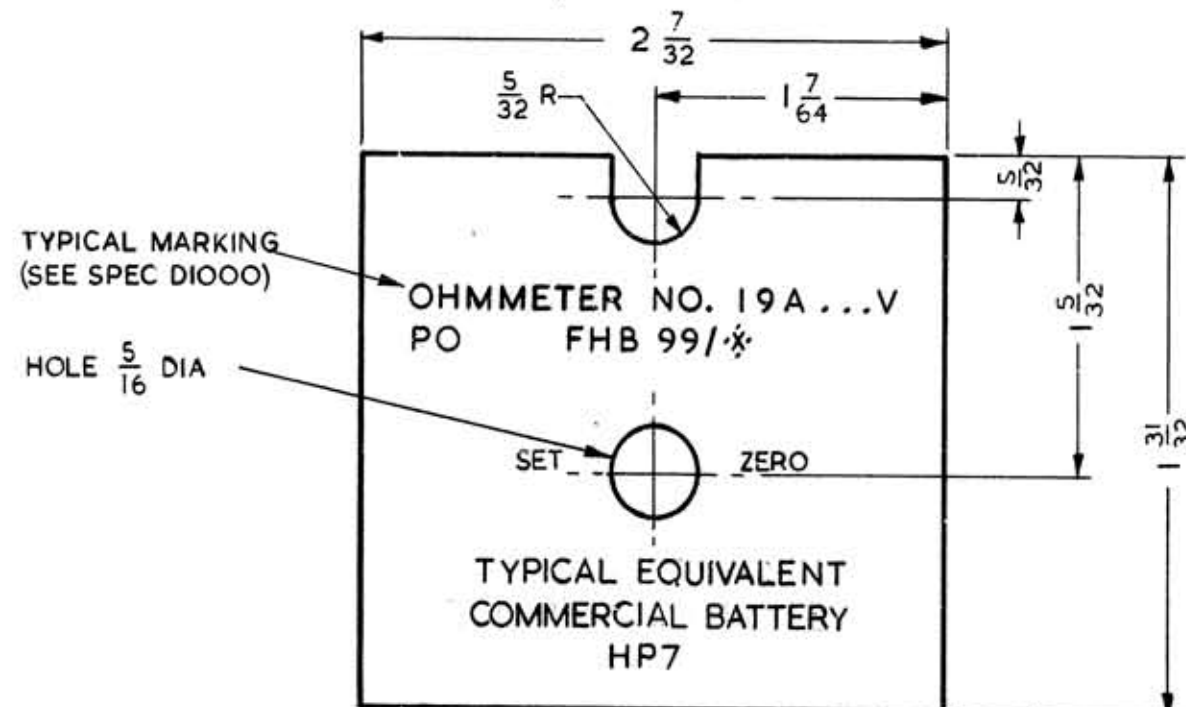


CHARACTERS 15A1
DRG SDI

2/CD2600
ALL OTHER PARTICULARS AS DETAIL 1

NOTES :-

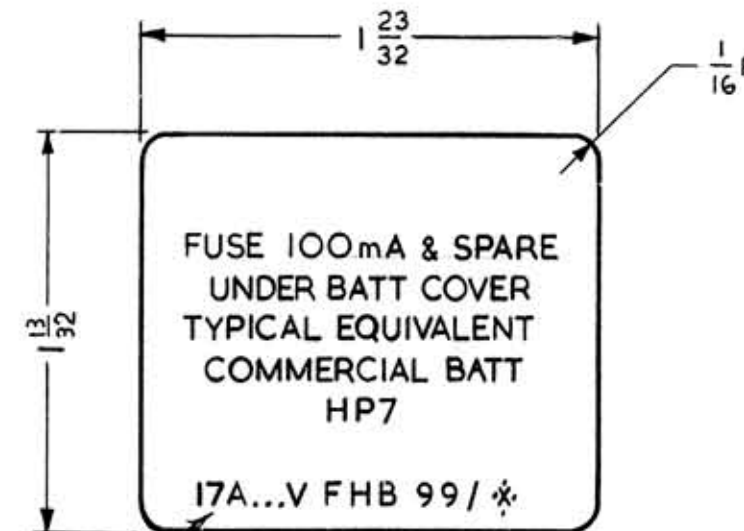
- CHARACTER SIZES TO BE 13 A1 DRG SDI EXCEPT WHERE OTHERWISE STATED & ARE SHOWN FOR GUIDANCE ONLY. THE ARRANGEMENT OF THE WORDING TO BE APPROVED BY PO TELECOMMUNICATIONS HEADQUARTERS TDII.4 SECTION



TYPICAL MARKING
(SEE SPEC D1000)

HOLE 5/16 DIA

3/CD2600
(SEE NOTE 1)



TYPICAL MARKING
(SEE SPEC D1000)

4/CD2600
(SEE NOTE 1)

* A SEPARATE MARK NO. FOR EACH MANUFACTURER'S DESIGN

DIMENSIONS IN INCHES

DO NOT SCALE ORIGINAL SCALE 2/1

A2 A3	DRN <i>gag</i> CKD <i>tlc</i>	AMENDMENT	ISSUE	MATERIAL AL ALLOY .012" OR P.V.C	FINISH NATURAL WITH CHARS BLACK & ANODISED	REFERENCES FILE S1733/17 DRG SDI SPEC D1000
	CERTIFICATION <i>gag</i> APP					OHMMETER NO. 17A/1...V & OHMMETER NO. 19A/1...V (LABELS)
THQ 4652	DATE 13-9-73	POST OFFICE TELECOMMUNICATIONS HQ TDII.4 SECTION			CD2600 SHT 4	