

## GLAZING IN KIOSKS

### Signs for Guidance of Foreign Users

1. **General.** "Glasses No. 59B and C", "Glasses No. 60B and C", "Glasses No. 61B and C", and "Glasses No. 62B and E" are signs in foreign languages for the guidance of foreign users of telephone call offices. The signs give the following information:-

"THERE ARE INSTRUCTIONS IN FRENCH (GERMAN) ON THE USE OF THIS TELEPHONE INSIDE THE KIOSK"

The glasses are of toughened glass and the wording is fired on the outside surface in red lettering; their uses are as follows:-

Kiosk No.	Glasses No.	
	French	German
1	59B	59C
2 & 4	60B	60C
3	61B	61C
6	62E	NONE
	62B (Both languages on one glass)	

### 2. Provision.

(a) In Kiosks Nos. 1, 2, 3 and 4, one "Glass No. ...B" should be fitted when a French instruction only appears in the kiosk; one "Glass No. ...B" and one "Glass No. ...C" should be fitted when both French and German instructions are provided in the kiosk.

(NOTE:- There will be no instructions in German only; consequently "Glasses No. ...C" will not be fitted on their own).

(b) In a Kiosk No. 6, one glass only should be fitted in either case; a "Glass No. 62B" should be fitted when instructions in both languages are provided in the kiosk and a "Glass No. 62E" when French instructions only are available.

The method for fitting these glasses is described in par. 4.

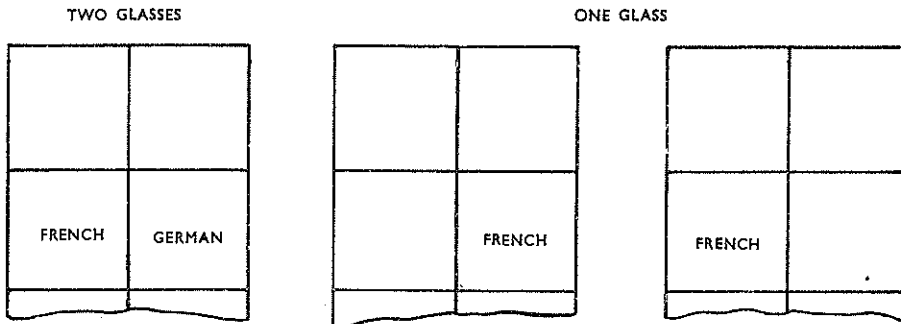
3. **Authority to fit.** A request to fit a glass (or glasses) in a certain kiosk will be made by the T.M. (Traffic Divn.) and the languages required will be indicated.

4. **Fitting.** The method of fitting the glasses into the glazing frame is the same as that for fitting normal plain glass. Unless specific instructions are received from the Traffic Divn. to the contrary, the glasses should be fitted in the positions indicated in Fig. 1, depending upon the type of kiosk.

The illustration shows the top section of the glazing.

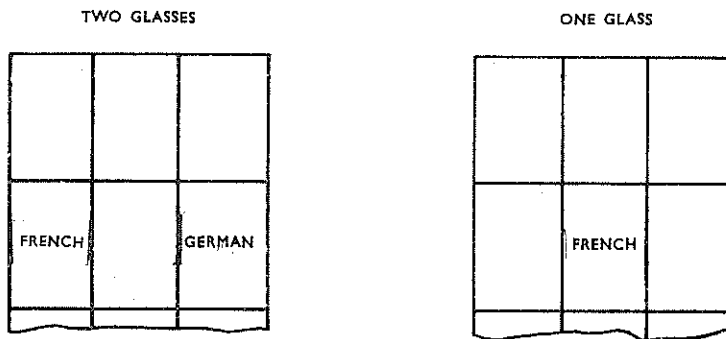
The glasses can be fitted in the door or in either of the kiosk sides, depending upon where they can be most readily seen. Other things being equal, the door is the preferred position. If "Glasses Nos. 59A, 60A, 61A or 62A" have already been fitted in the door (see C 3902), the foreign notice(s) should be fitted in the side where they are most-readily seen, or if considered desirable, in both sides.

KIOSK No. 1



*NOTE:- If the glass is to be fitted in a door, it should be placed in the panel on the handle side of the door*

KIOSK No. 2, 3 and 4



KIOSK No. 6

ONE GLASS ONLY

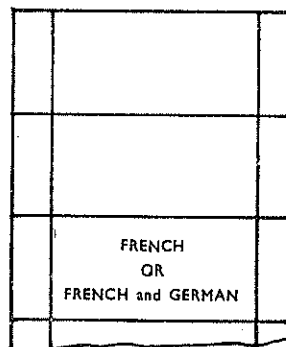


FIG. 1