



# VA-1232

# Installation and Programming Manual

## Easa-Phone

### Key Telephone System

MODEL      VA-123210  
                 VA-30920  
                 VA-12020  
                 VA-12021  
                 VA-12022  
                 VA-12022-B  
  
                 VA-82430  
                 VA 82444  
                 VA-30940D  
                 VA-30941D  
                 VA-30942D  
                 VA-30965  
                 VA-30960  
                 VA-20861

**Panasonic®**

Thank you for purchasing the Panasonic Easa-Phone VA-1232, Key Telephone System.

This system can connect eight central office lines and twenty four key telephones and DSS, door box, external paging amp and external music source can be added.

- Please read this manual carefully before the installation of this system.
- Please follow the installation procedure described below.

Before connecting telephone lines, inform to telephone company of the following.			
Telephone numbers	COL1		COL7
	COL2		COL8
	COL3		COL9
	COL4		COL10
	COL5		COL11
	COL6		COL12
Model number	Panasonic VA-1232		
FCC registration number for VA-1232 KSU from factory	ACK8GR-17656-KF-E		
	When modified to PBX (See page 18)		ACK8GR-17655-MF-E
Factory interface code	02LS2		
Service order code	9.0F		
Ringer equivalence	0.4B		
Required network interface jack	USOC RJ11W, RJ11C		

# CONTENTS

1. SYSTEM CONNECTION LAYOUT	1
2. INSTALLATION OF KEY SERVICE UNIT	3
How to wall mount the key service unit	3
3. INSTALLATION OF KEY TELEPHONE	5
How to wall mount the key telephone	5
4. WIRING CONNECTIONS	6
Connection between the KSU, Key TEL and CO/PBX line	6
Type of wires	7
Wiring cables	8
5. CONNECTION OF OPTIONAL UNIT	9
Variation of card connection	9
Extension of CO/PBX line	10
Connection of direct station selector	11
Connections of single line telephone or 2 Key TELs/2 SLTs	12
Connection of door box	13
Connections of sensor and door opener	14
Connection of SMDR	15
External music on hold source and external paging system	17
Set up for key service unit	18
6. CONNECTION OF POWER FAILURE UNIT	19
7. SPECIFICATIONS OF SYSTEM	21
Modules and system configuration	21
System capacity and specifications	22
Check list of parts	23

34

1. INITIAL SET LIST ..... 25

2. METHOD OF PROGRAMMING ..... 27

3. PROGRAMMING ..... 30

    System setting ..... 30

        PBX outside dialing digit ..... 30

        Automatic pause ..... 31

        Call duration display appear timing ..... 32

        Flash time ..... 33

        Pause time ..... 34

        System speed dial group A ..... 35

        System speed dial group B ..... 36

        Long speech alarm ..... 37

        COL auto answering ..... 38

        COL night incoming ring mode ..... 39

        Hold recall ..... 40

        Connection of door box ..... 41

        Type of applicable sensor ..... 42

        Sensor alarm stopping method ..... 43

        Detection of SLT on-hooking ..... 44

        Hold recall for DSS TEL ..... 45

        Display time system setting ..... 46

        SMDR output ..... 47

        SMDR YEAR, MONTH and DAY setting ..... 48

        SMDR baud rate setting ..... 49

        SMDR frame configuration ..... 50

        Type of COL dialing ..... 51

        \* and # restriction ..... 52

        Digit length restriction ..... 53

        Incoming call restriction ..... 54

        Override setting ..... 55

    COL setting ..... 56

        CO line or PBX line ..... 57

        Automatic outside line selection group ..... 58

        Length of DTMF signals ..... 59

        Minimum pause ..... 60

        Ring detection time ..... 61

    Key telephone setting ..... 62

        Telephone type ..... 62

        Line Key assign ..... 63

        Incoming call ringing ..... 65

        Off-hook signaling ..... 67

        Door box call ..... 68

        Sensor ringing ..... 69

        Zone paging ..... 70

        System speed dial group ..... 71

        Flexible night service setting ..... 72

        Flexible night service ..... 73

        Outside dialing restriction class ..... 74

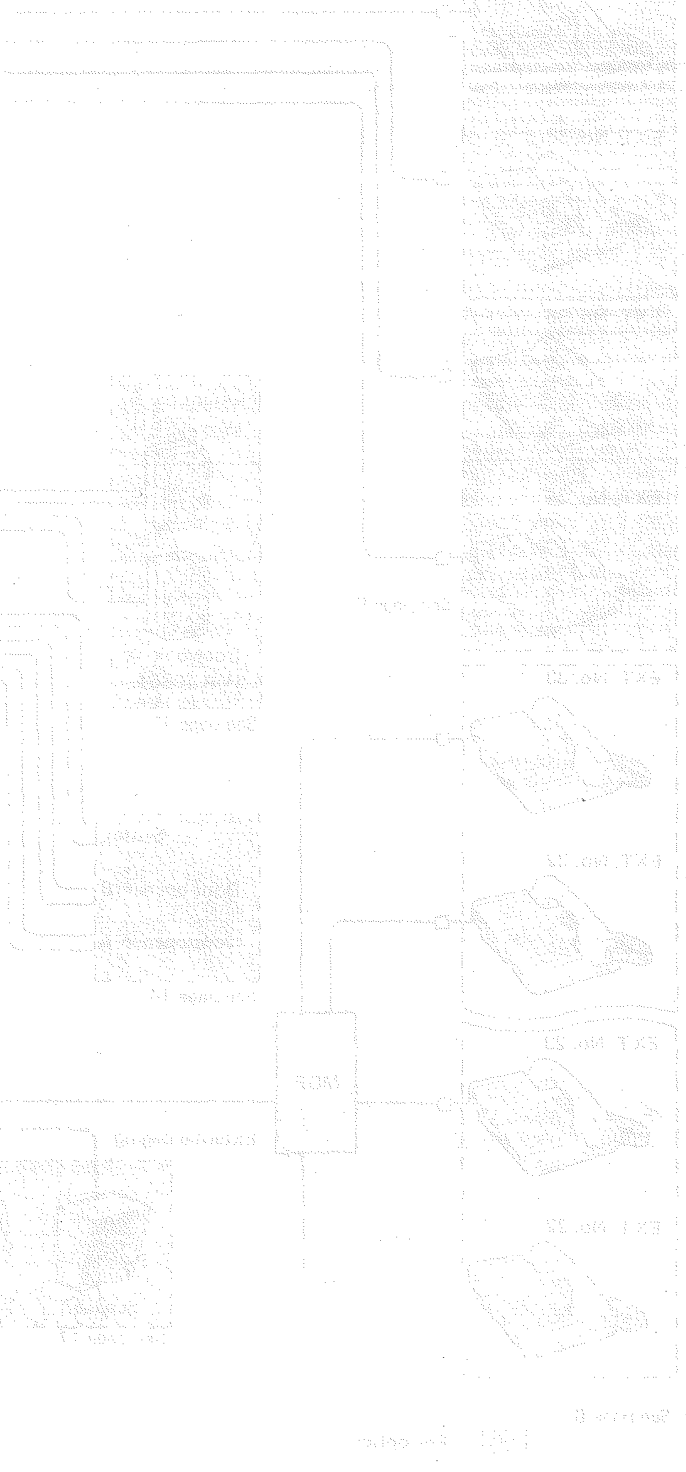
        System speed dial restriction ..... 76

        Privacy override (COL override) ..... 77

APPENDIX: Programming table for initial set ..... 78

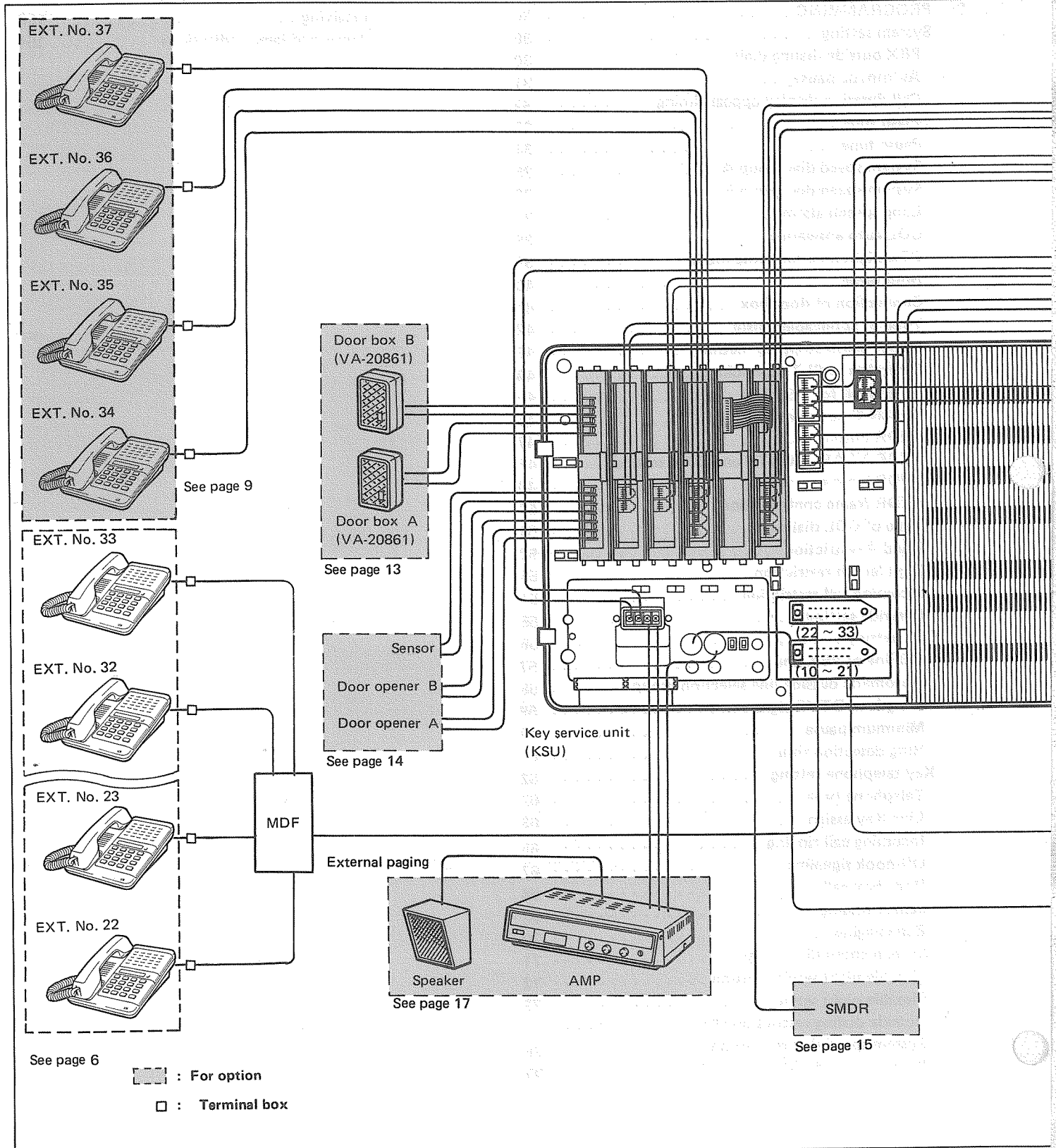
    Priority for simultaneous calling and receiving ..... 152

    Tones and lamp indications ..... 154

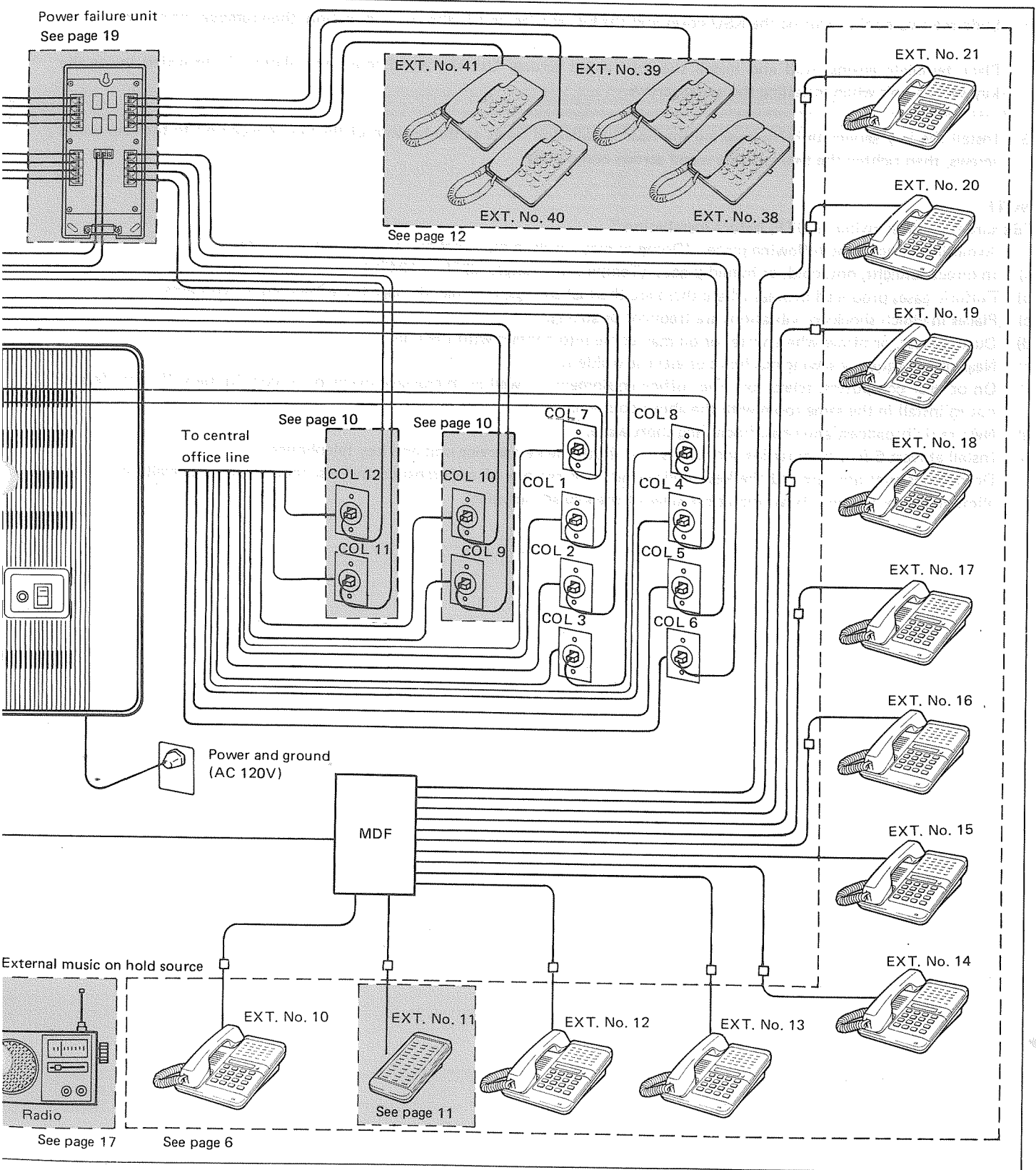


# 1. SYSTEM CONNECTION LAYOUT

Full system configuration layout



# 1. SYSTEM CONNECTION LAYOUT



## 2. INSTALLATION OF KEY SERVICE UNIT

### How to wall mount the key service unit

Install the key service unit (KSU) on the wall according to the following procedure.

- ① Slide the two hooks securing the KSU cover and the key service unit in the arrow direction, then remove the cover.
- ② Place template against wall and install the four wood screws. Use the wood screw installation jig provided inside the key service unit when installing the wood screws.
- ③ Install the key service unit by hooking the four installation holes at the bottom of the key service unit to the four wood screws, then tighten the two left side wood screws completely.

#### NOTE

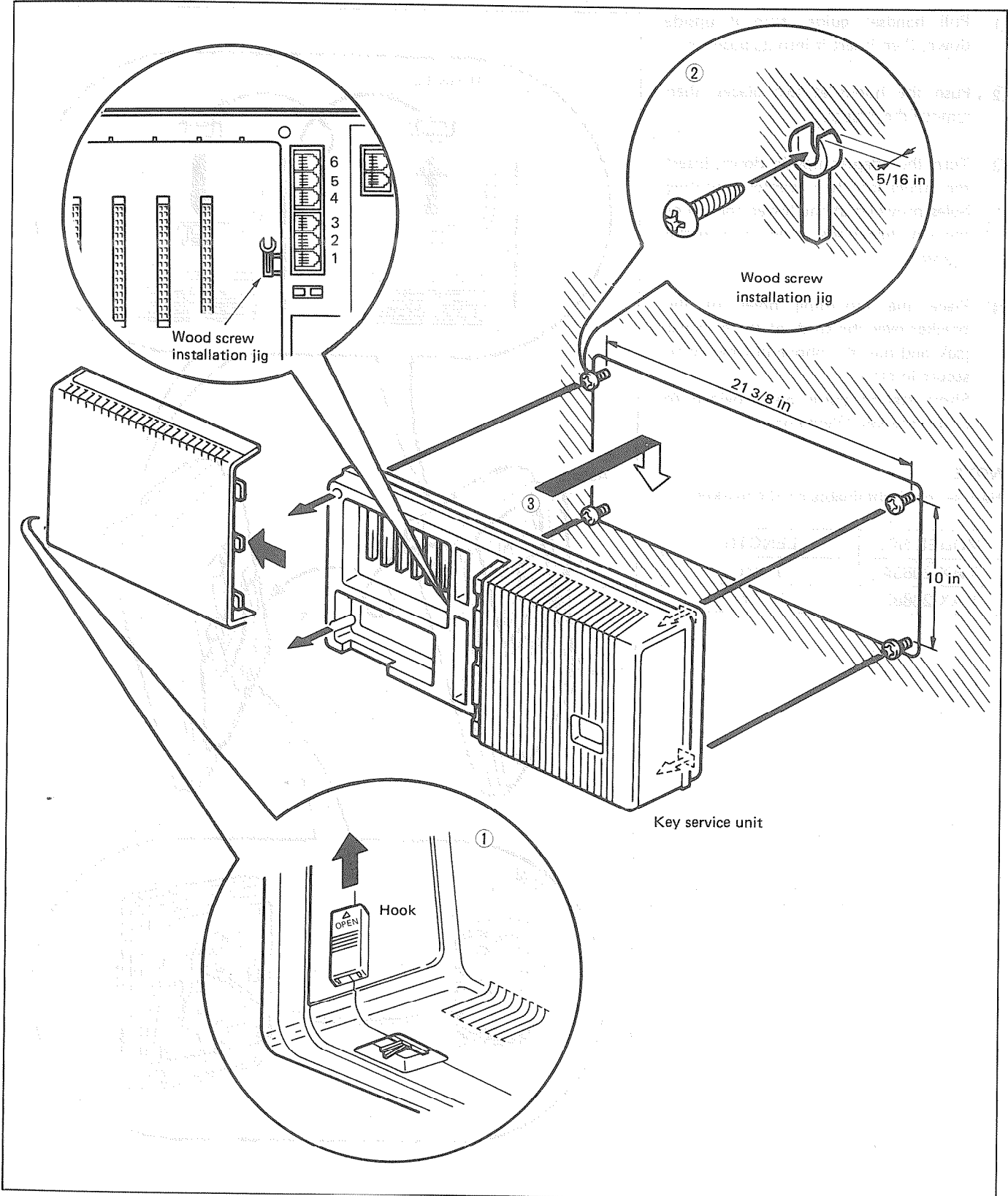
“Be sure the power switch is OFF, before installation.”

Avoid installing in the following places. (Doing so may result in malfunction, noise, or discoloration)

- a) In direct sunlight, hot, cold, or humid places. (Temperature range: 32°F – 104°F)
- b) Fulfuric gases produced in areas where there are thermal springs, etc. may damage the equipment or contacts.
- c) Places in which shocks or vibrations are frequent or strong.
- d) Dusty places, or places where water or oil may come into contact with the unit.
- e) Near high-frequency sewing machines or electric welders.
- f) On or near computers, telexes, or other office equipment, as well as microwave ovens or air conditioners. (It is preferable not to install in the same room with the above equipment.)
- g) Near radio broadcast antennas. (including short wave)
- h) Install at least 6 feet from radios and televisions. (both the key service unit and key telephones)
- i) Do not obstruct area around the key service unit. (for reasons of maintenance and inspection – be especially careful to allow space for cooling above and at the sides of the key service unit).

# INSTALLATION OF KEY TELEPHONE

## 2. INSTALLATION OF KEY SERVICE UNIT



# 3. INSTALLATION OF KEY TELEPHONE

## How to wall mount the key telephone

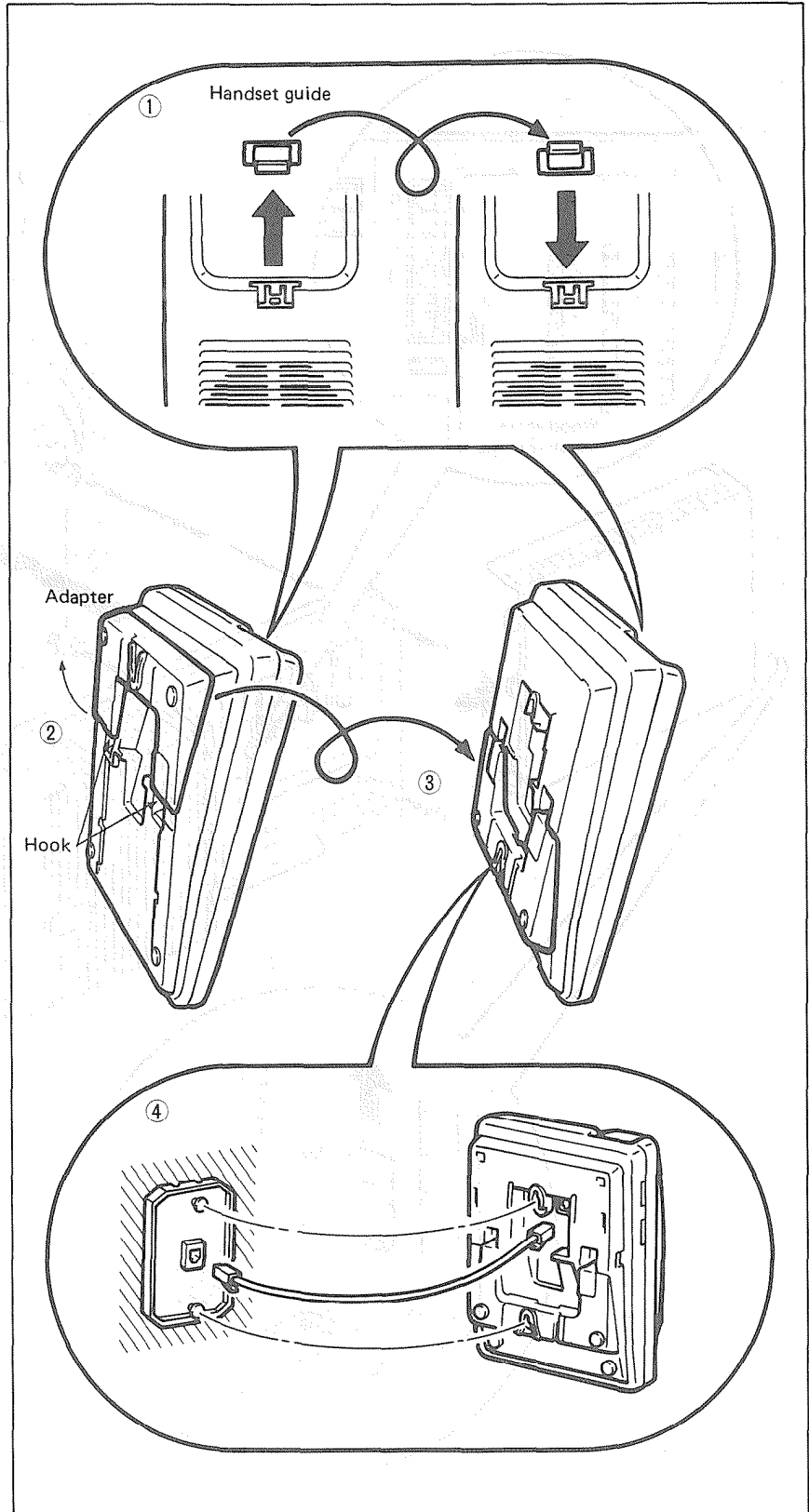
Install the key telephone on the wall according to the following procedure.

- ① Pull handset guide, turn it upside down, then insert it into its position.
- ② Push the hooks at two places, then remove the adapter.
- ③ Turn the adapter upside down, insert the guides into two adapter mounting holes provided at the lower portion of the key telephone, then push in the adapter.
- ④ Place the mounting holes of the bracket over the studs of the modular jack and pull the phone downward to secure in place.  
Short station cords are provided to attach the key telephone.

### NOTE

Handset cord obtainable on the market.

MODEL NO.	LENGTH
VAX-20884	7 feet
VAX-20885	15 feet



# 4. WIRING CONNECTIONS

## Connection between the KSU, Key TEL and CO/PBX line

Make connections between the KSU, Key TEL and the central office/PBX line (CO/PBX) according to the following procedure.

- **Connection between the KSU and CO/PBX line**

Connect COL No. 1 through No. 8 jacks provided inside the KSU to the CO/PBX line, respectively.

- **Connection between the KSU and Key TEL**

Connect EXT No. 10 through No. 33 jacks provided inside the KSU to the key telephones, respectively.

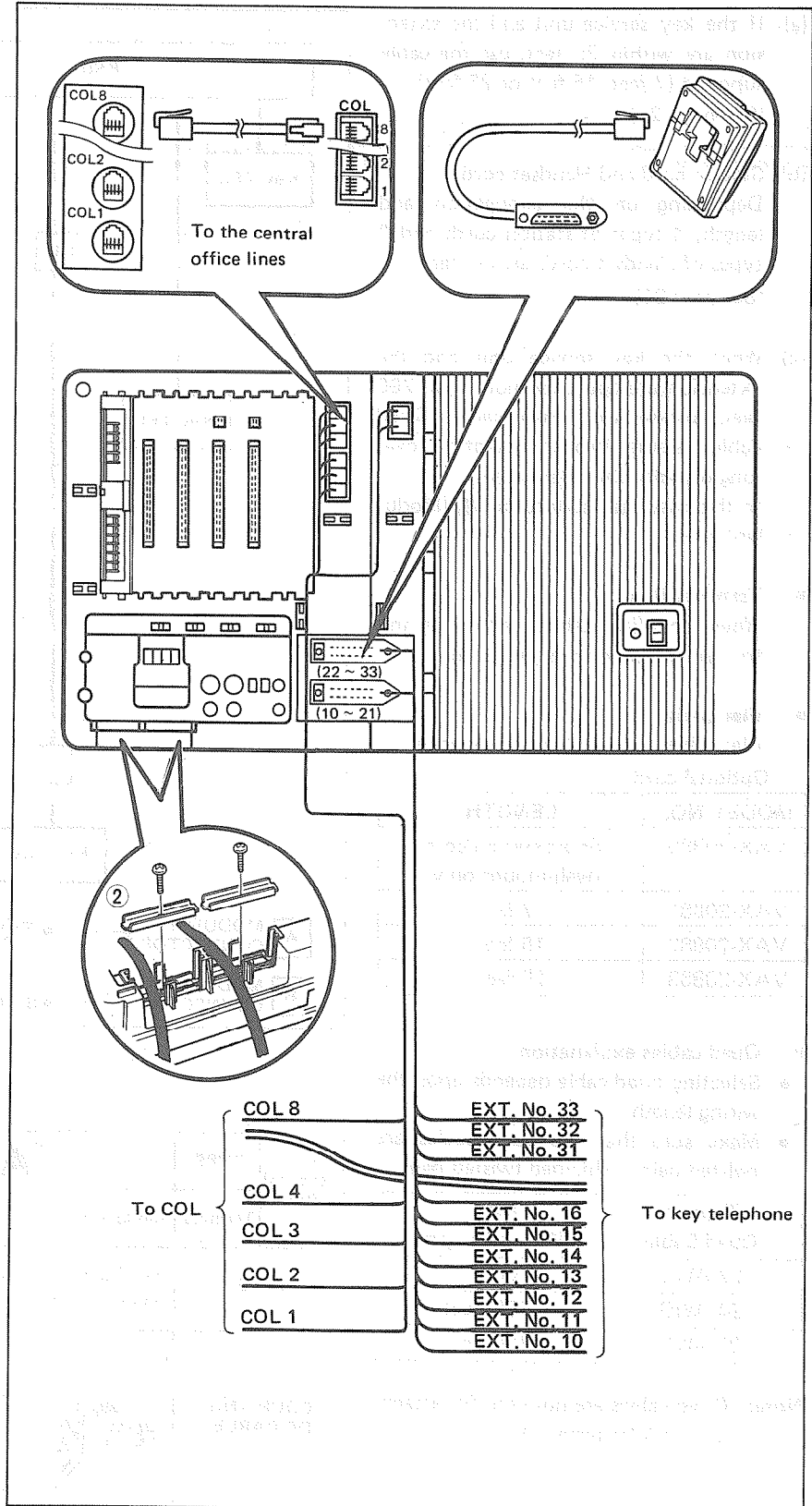
EXT No. 10 is desirable to use an LCD display type key telephone (VA-12022 or VA-12022-B) that is used for the PROGRAMMING purpose described later. (see page 28.)

- **Clampring of cords**

- ① Push in the cables from the top of the cable guide.
- ② Remove the clamp plate, insert the cords, then reinstall the clamp plate over the cords and secure in place with the screw.

**NOTE**

- Keep the loop wire resistance to the key telephone furthest from the key service unit less than 40 ohms. (Max. 1100 feet with 22 AWG cable)
- Do not wire the telephone cable in parallel with the AC power source, computer, telex etc. If the cables run near those wires, shield the cables within metal tubing or use shielded cable and ground the shields.
- When cables run on the floor, use protectors or the like to protect the wires where they may be stepped on. Avoid wiring under carpets.
- When using an AC power supply (AC 120V), make sure the unit is ground.



## Type of wires

● **CONNECTION OF WIRING CABLE (FOR USE WITH A MODULAR CONNECTOR)**

- (a) If the key service unit and the extension are within 25 feet, use the cable supplied (7 feet, 15 feet or 25 feet). (See page 21)
- (b) Station cord and Handset cord  
Depending on the connection and length, 4 types of station cords and 2 types of Handset cords are available. (See page 21)
- (c) When the key service unit and the extension are apart by more than 200 feet, please use quad cable. Quad cables assure proper operation over long distance than flat cables. In this case, use connector **B** (Modular-Screw).

● **Terminal Box**  
When coupling cables, either of the following can be used (**A** or **B**).

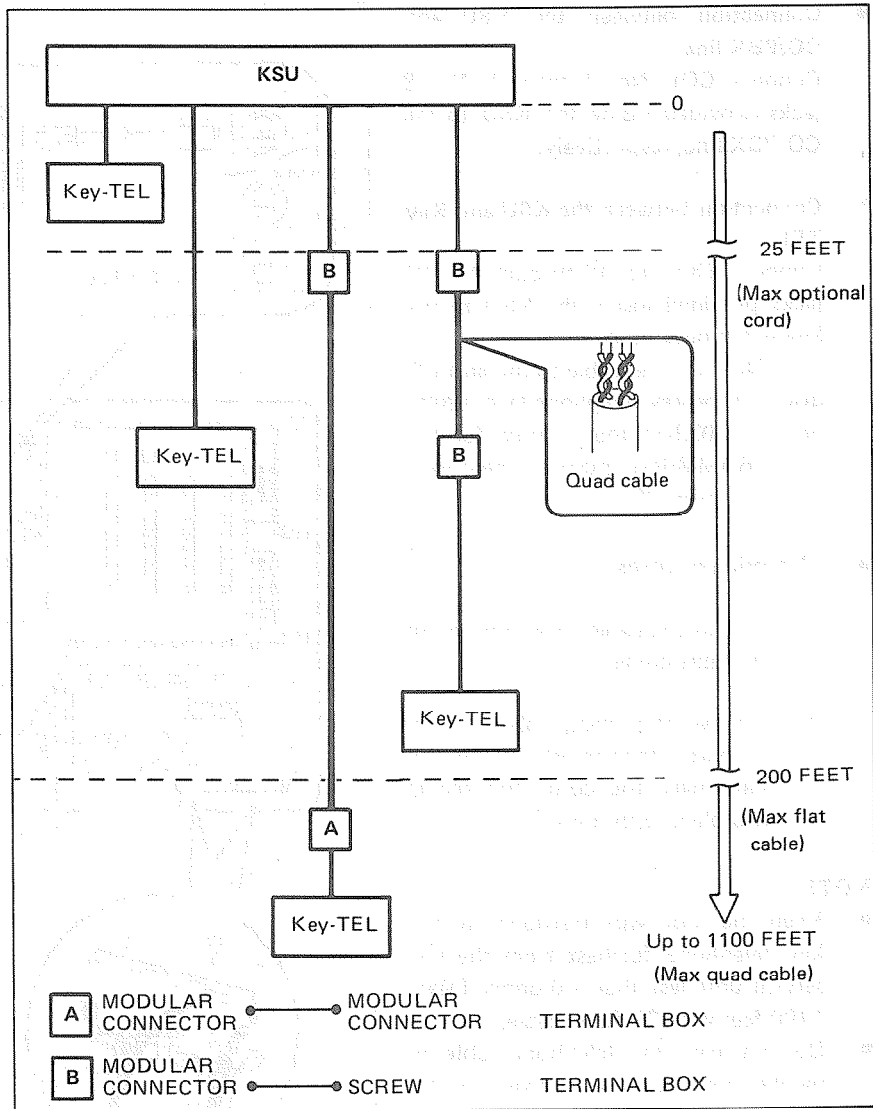
● **Flat cable**  
Flat cable obtainable on the market.  
**Optional cord**

MODEL NO.	LENGTH
VAX-20880	Short station cord (wall-mount only)
VAX-20881	7 feet
VAX-20882	15 feet
VAX-20883	25 feet

- **Quad cables explanation**
  - Selecting quad cable depends upon the wiring length.
  - Make sure that the quad cables are twisted pair or shielded twisted pair.

Type of Quad Cable	Max. Wiring Length
22 AWG	1100 Feet
24 AWG	700 Feet
26 AWG	450 Feet

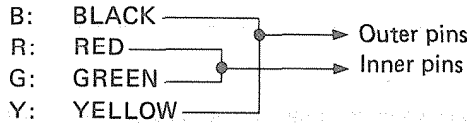
**Note:** Quad cables are not used for attaching modular terminals.



Terminal Box	TYPE	<b>A</b>	<b>B</b> (VAX-20886)
	Terminal	Modular ● ——— ● Modular	Modular ● ——— ● Screw
<b>NOTE</b>		Use the four conductor type inline coupler.	Use this type when the quad cable and door box unit is connected.
<b>COUPLING OF CABLE</b>		<div style="display: flex; justify-content: space-around;"> <div>Flat cable</div> <div>Flat cable</div> </div>	<div style="display: flex; justify-content: space-around;"> <div>Flat cable</div> <div>Quad cable</div> </div>

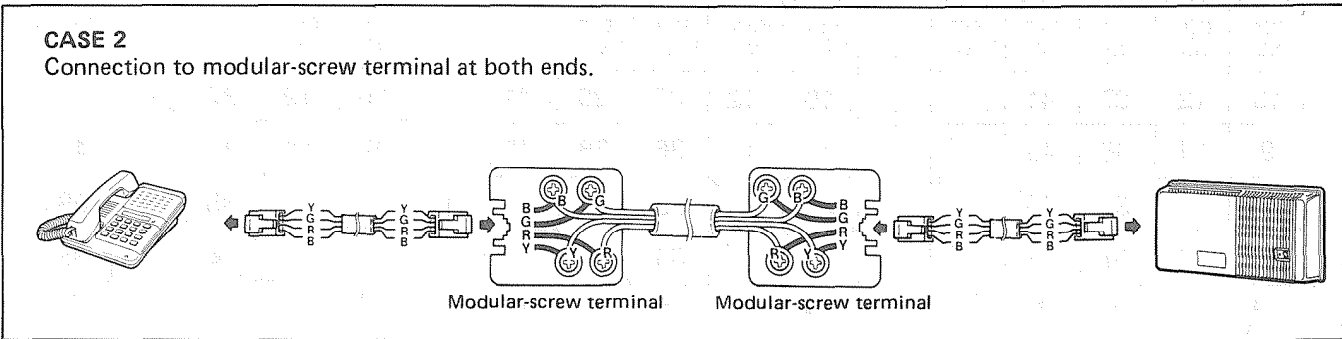
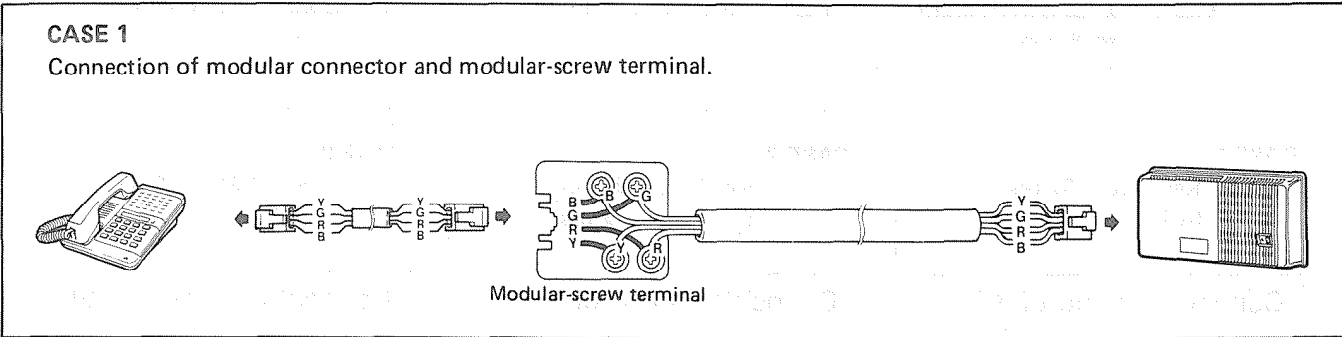
## Wiring cables

- Be sure to connect as follows



Connect the cables to the modular connector and modular screw terminal so that the wires Y, G, R and B at both ends of the cable are parallel.

Note that there are no polarity indications (plus or minus) for outer pins B and Y and inner pins R and G.

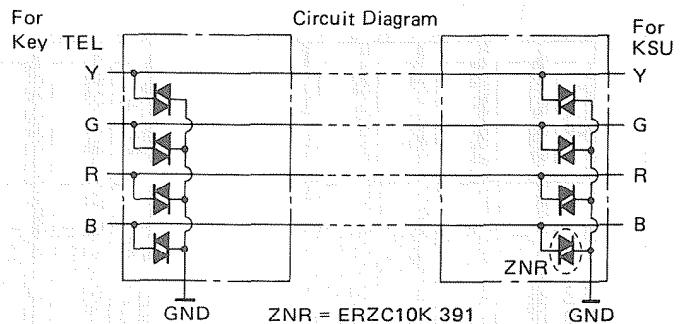


**NOTE**

- Countermeasure for Lightning

For the outdoor wiring to prevent lightning hazard, connect the lightning protectors with TEL and KSU in such a way that the distance between them can be kept short as possible.

If telephone conversation is interrupted by lightning turn off the POWER switch of KSU and turn it on again to see if it works.



# 5. CONNECTION OF OPTIONAL UNIT

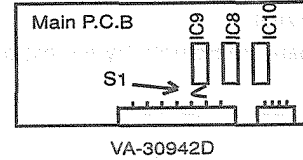
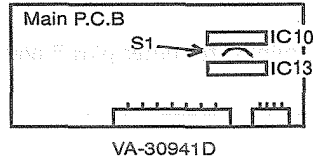
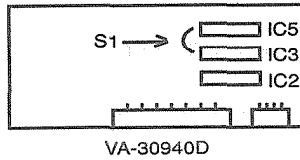
If you are not using key telephones other than those initially mounted, door boxes or external paging, you can disregard this section.

## Variation of card connection

For installing more telephones, three variations are available to connect station card as shown below. Extension Nos. are indicated on each card depending on jacks.

### CAUTION

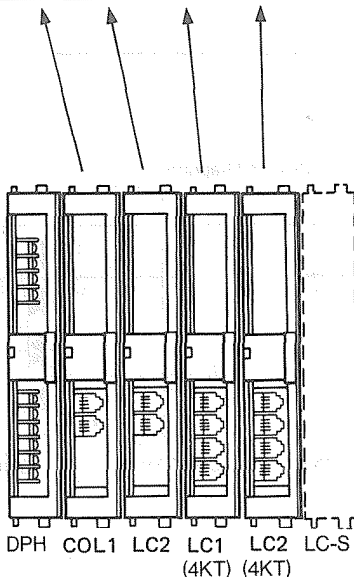
Cut the jumper wires S1 at the inside of VA-30940D, 30941D and 30942D when you use the VA-1232 system (except VA-309/VA-824).



#### CASE 1

Key TEL 32 pcs  
SLT 0

Connector name of KSU				
COL	COL	LC1	LC2	LC-S
(COL NO.)	(COL NO.)	(EXT NO.)	(EXT NO.)	(EXT NO.)
10	12	37	41	
9	11	36	40	
		35	39	
		34	38	

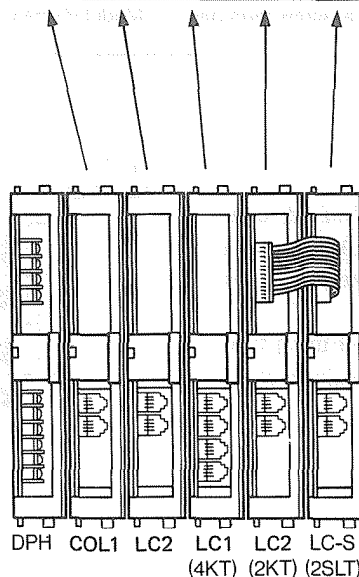


Station card I  
(VA-30940D)

#### CASE 2

Key TEL 30 pcs  
SLT 2 pcs

Connector name of KSU				
COL	COL	LC1	LC2	LC-S
(COL NO.)	(COL NO.)	(EXT NO.)	(EXT NO.)	(EXT NO.)
10	12	37	39	41
9	11	36	38	40
		35		
		34		

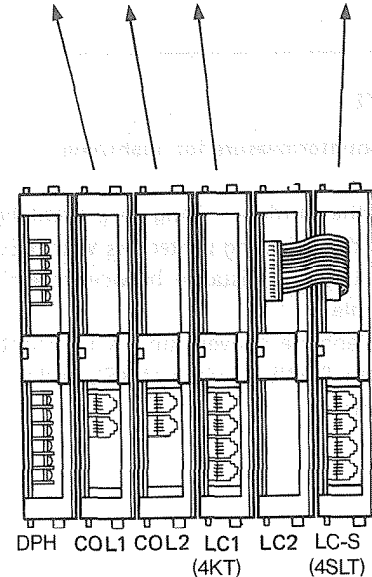


Station card I  
(VA-30940D) Station card III  
(VA-30942D)

#### CASE 3

Key TEL 28 pcs  
SLT 4 pcs

Connector name of KSU				
COL	COL	LC1	LC2	LC-S
(COL NO.)	(COL NO.)	(EXT NO.)	(EXT NO.)	(EXT NO.)
10	12	37		41
9	11	36		40
		35		39
		34		38



Station card I  
(VA-30940D) Station card II  
(VA-30941D)

## Extension of CO/PBX line

Be sure the power switch is off, before installing or removing the cards.

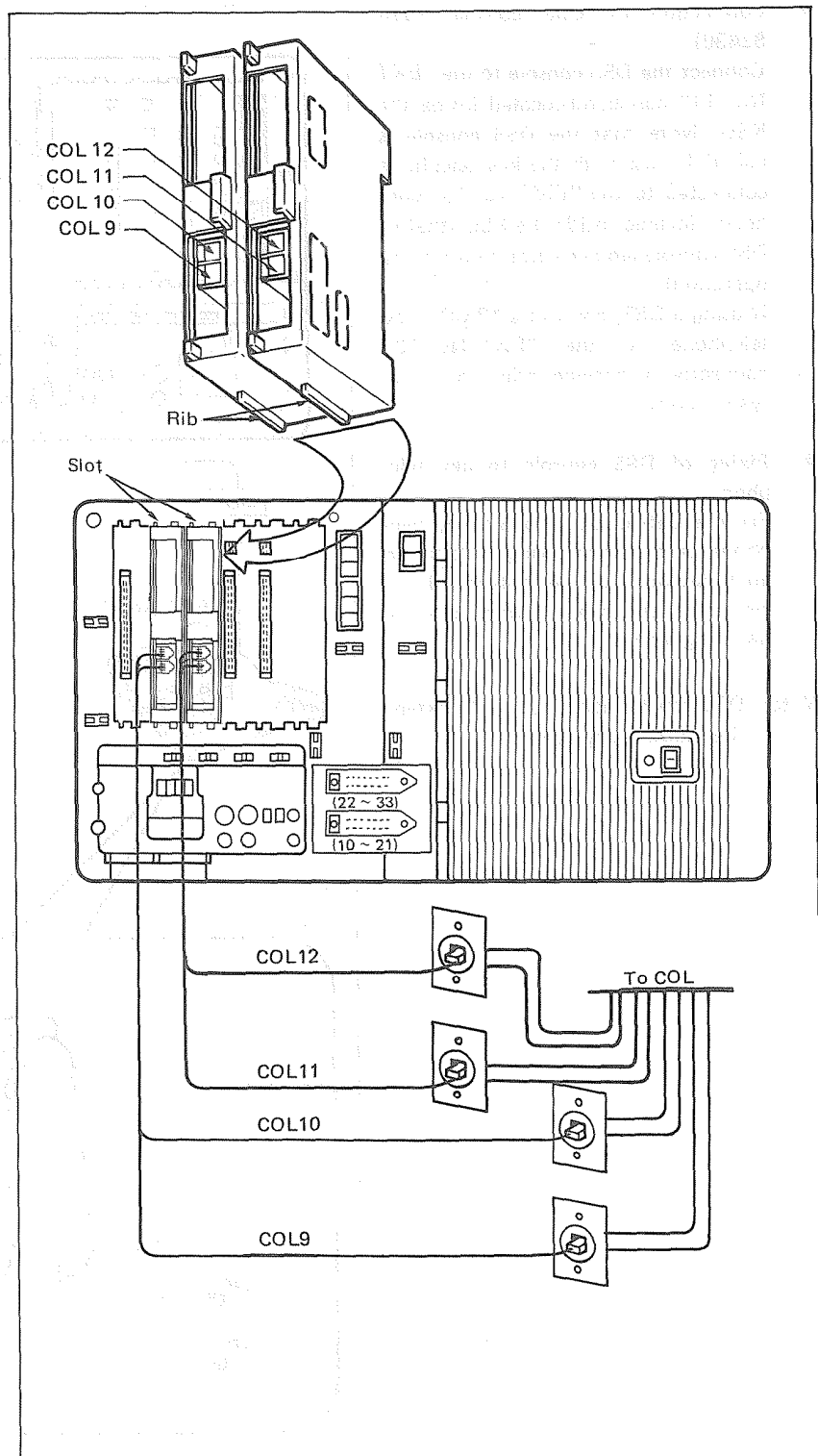
Make connections of an CO/PBX line cards and to respective CO/PBX line according to the following procedure. When inserting the CO/PBX line cards, make sure that the card top and bottom ribs are aligned with the respective slots located at the regular positions inside the key service unit.

- **Connection of CO/PBX line cards (VA-82444)**

Insert the CO/PBX line cards into the key service unit. This one card makes four CO/PBX lines operable.

- **Connection of central office lines**

Connect the central office lines to the respective jacks on the card. COL Nos. 9, 10, 11 and 12 assigned to the connectors in order from the top.



## Connection of direct station selector (DSS)

Perform the connection of a direct station selector (DSS) and the fixing of the DSS console to a key telephone, according to the following procedures. However, when you use a DSS, programming must be performed (See page 62).

- **Connection of DSS console (VA-82430)**

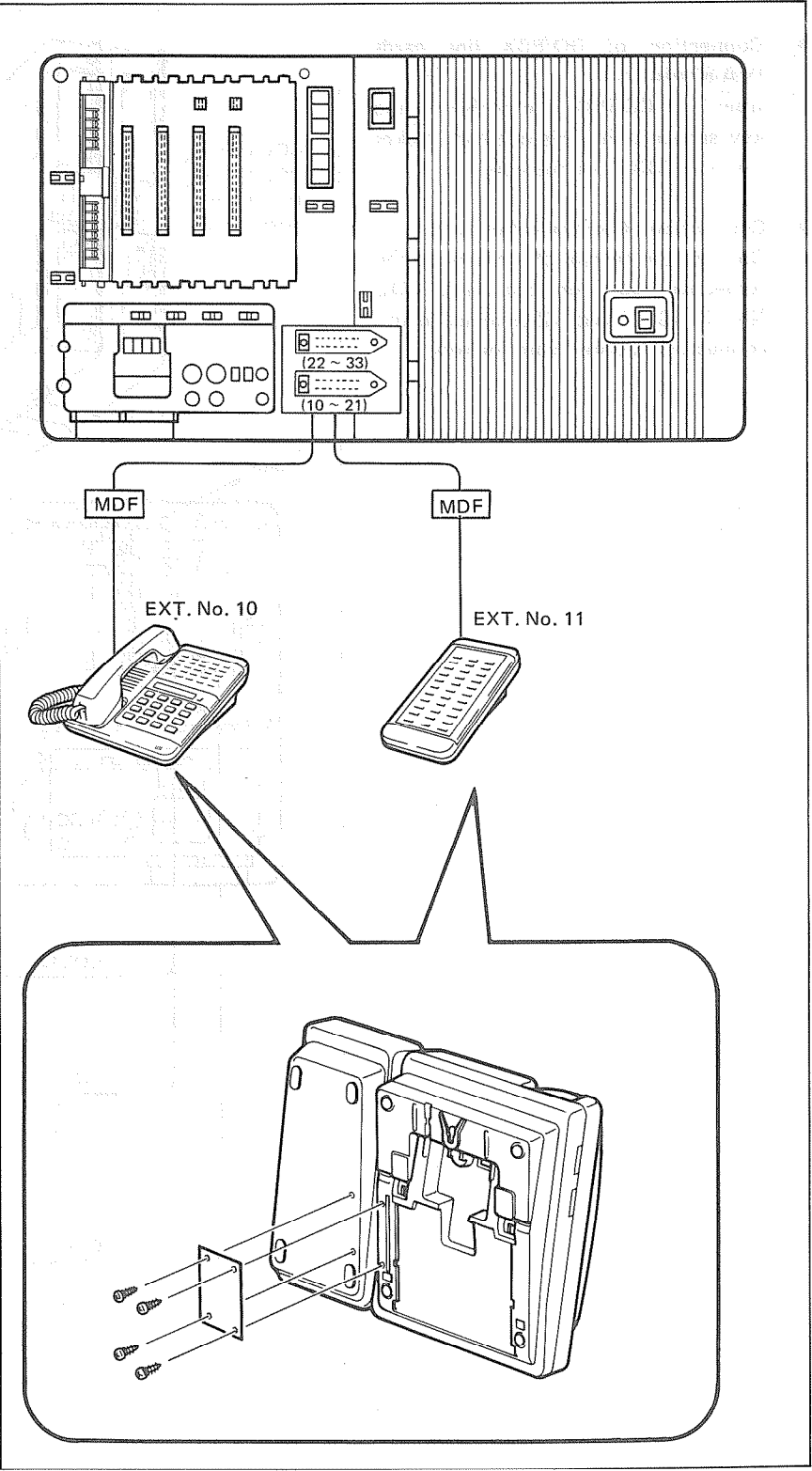
Connect the DSS console to the "EXT No. 11" connector-located inside the KSU. Note that the DSS console is paired for use with the key telephone connected to the "EXT No. 10" connector located inside the KSU (that is, DSS console alone cannot perform any operation).

If using a DSS, connect a 12 COL key telephone to the "EXT. NO. 10" connector to provide indication of all system lines.

- **Fixing of DSS console to key telephone**

Fix the DSS console to the key telephone at the four fixing installation holes provided at the bottom of the key telephone, via a fixing plate by fastening screws.

**Note:** DSS can be added any odd extension numbers up to 4 units.



## Connections of single line telephone or 2key TELs/2SLTs

Make connections according to the following single line telephone connecting method and the 2 Key TEL/2 SLT connecting method. When inserting a card, make sure that the card top and bottom ribs are aligned with the respective slots located at the regular positions inside the key service unit. Programming is required for connecting a single line telephone (See page 62).

● **Single line telephone**

(1) **Connection of station card II**  
(VA-30941D)

Insert the station card II into the key service unit, and insert the other piece into its slots to the right of the first card. One card is capable of making 4 single line telephones usable.

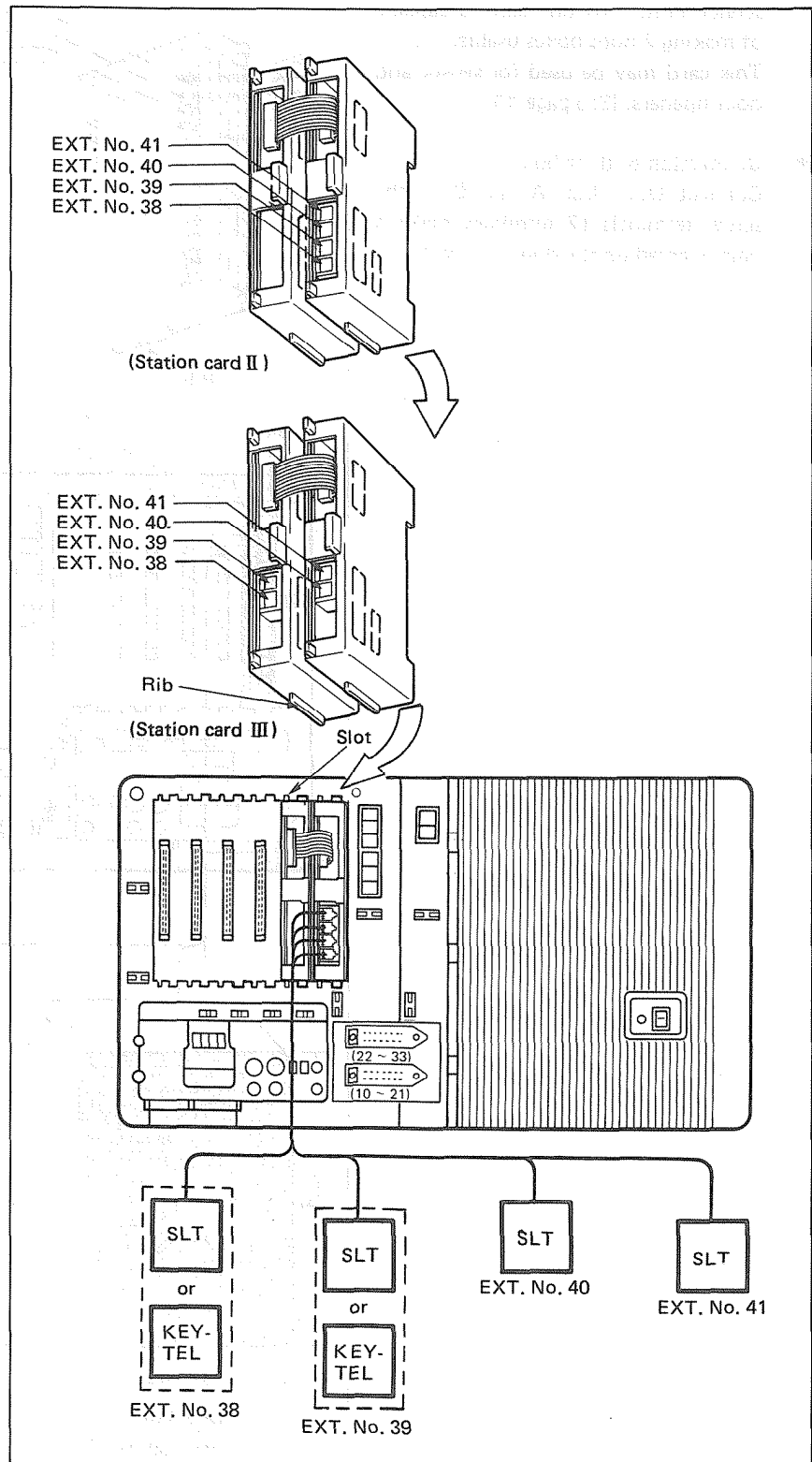
- (2) **Connection of single line telephone**  
Connect each of single line telephones to the respective jacks located on the right side card. The jacks are allotted, in order from the top, extensions No. 41 through No. 38 respectively.

● **2 Key TEL/2 SLT**

(1) **Connection of Station card III**  
(VA-30942D)

Insert the station card III into the key service unit (for key TEL) and insert the other piece (for SLT) into its slots. One card is capable of making 2 key telephones and 2 single line telephones usable.

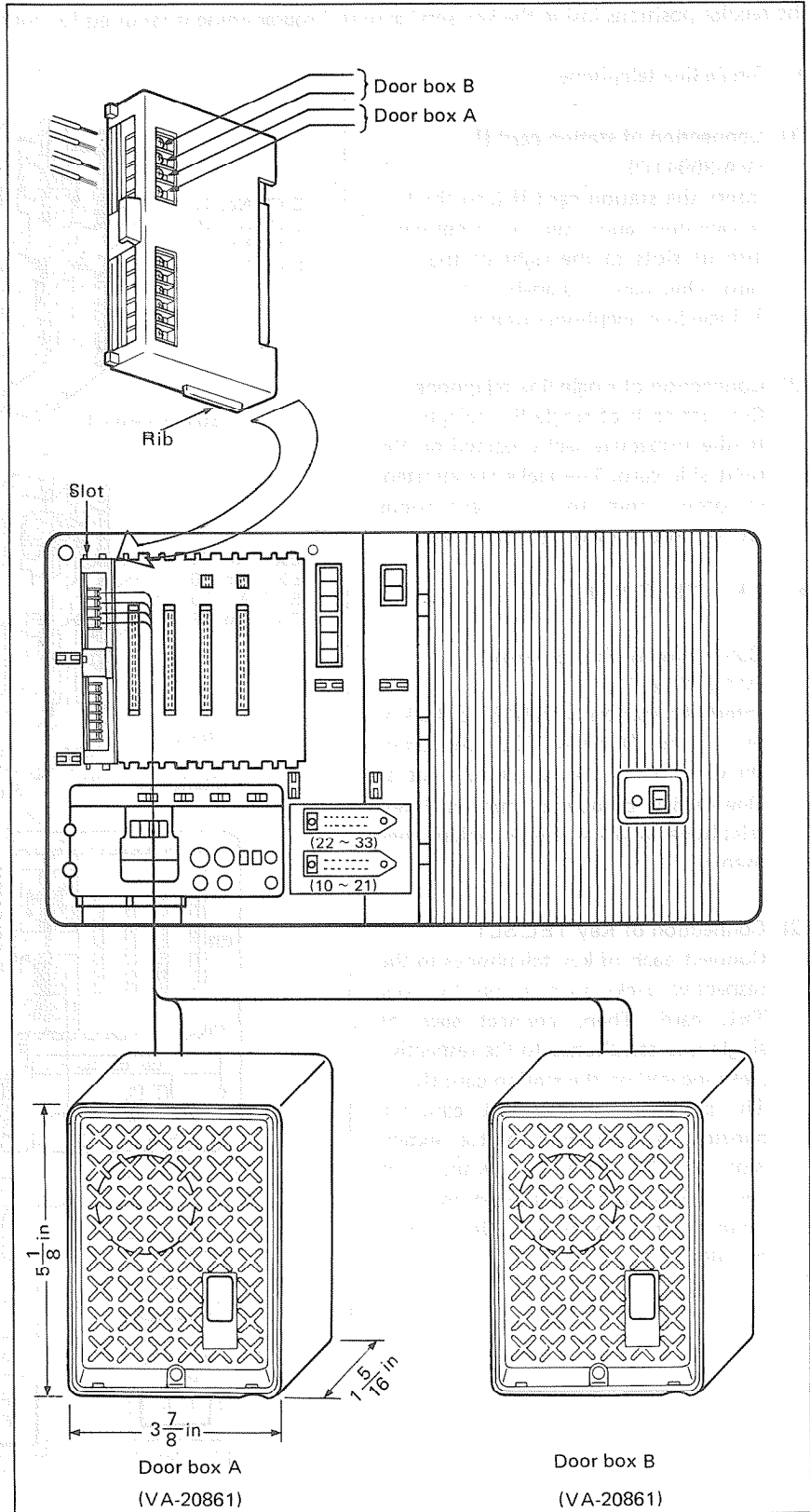
- (2) **Connection of Key TEL/SLT**  
Connect each of key telephones to the respective jacks located on the key TEL card. Then, connect each of single line telephones to the respective jacks located on the station card II. The jacks on the key TEL card are allotted, in order from the top, extensions No. 39 and No. 38, while those on the SLT card are allotted, in order from the top, extensions No. 41 and No. 40.



## Connection of door box

Make connections of a door box card and of door box according to the following procedure.

- **Door box card (VA-30960)**  
 Insert a door box card into the key service unit. This one card is capable of making 2 door boxes usable.  
 This card may be used for sensor and door openers. (See page 14)
  
- **Connection of door box**  
 Connect Door box A and B to the screw terminals (2 terminals make a pair) located on the door box card.



## Connections of sensor and door opener

Make connections of sensor and door opener according to the following procedures.

### ● Connection of sensor

- (1) Insert a door box card (VA-30960) into the key service unit.

This card makes sensor usable and also be used for door box. (See page 13)

- (2) Connect the sensor terminals (screw terminals) on the door box card to sensor to be used and must meet the following requirements for connection.

Requirements for connection

- (a) Always use a relay-type sensor.
- (b) Ratings for contacts  
See figure

### ● Connection of door opener

- (1) Insert a door box card (VA-30960) into the key service unit. This one card makes two door openers usable.

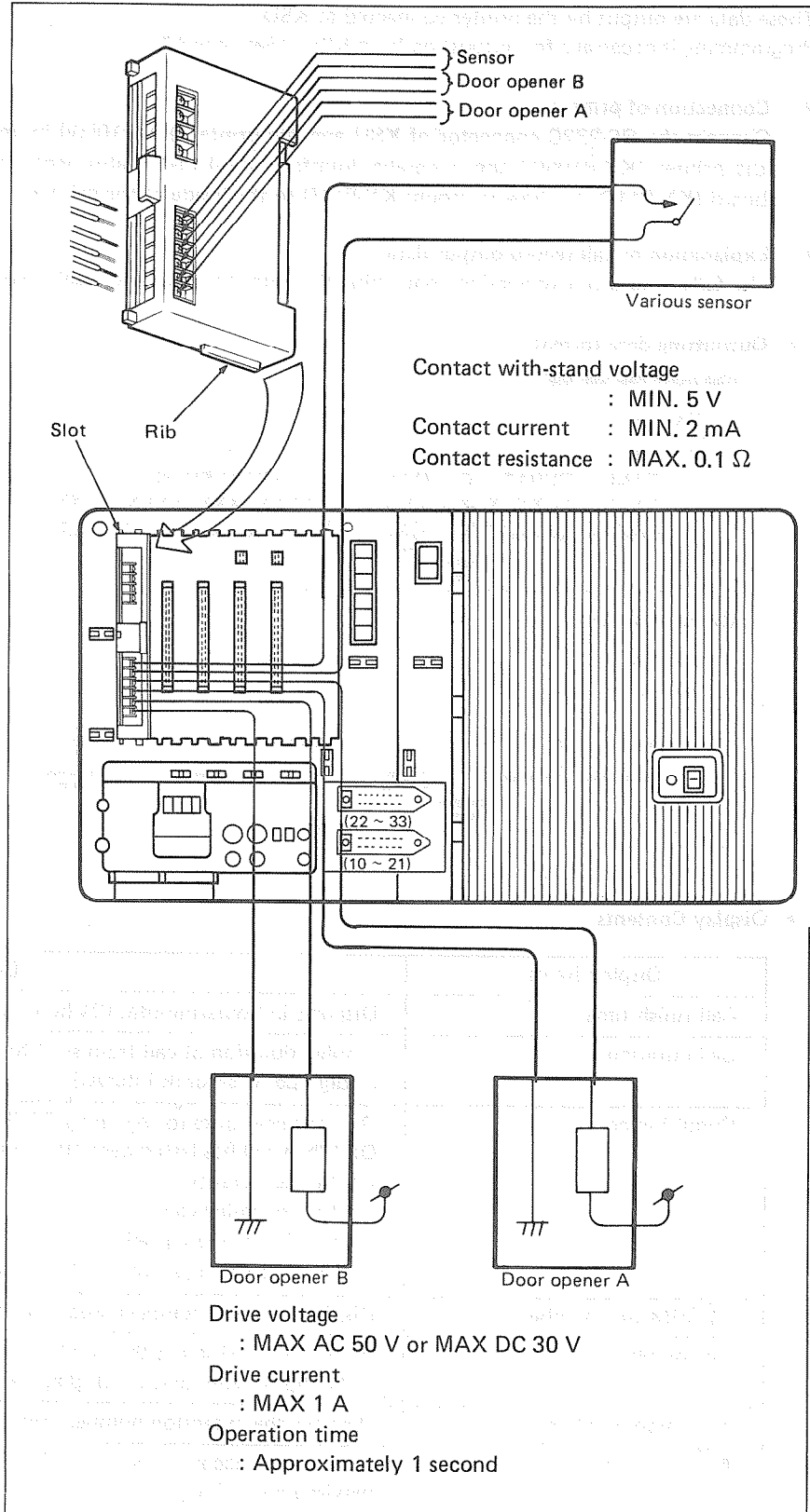
- (2) Connect the screw terminals (two terminals make a pair) located on the door box card to the respective door openers. Since the door openers are one-to-one corresponding to the door box, connections should be made as shown below.

Door box A ↔ Door opener A  
Door box B ↔ Door opener B

Note that the door openers to be used must meet the following requirements for connection.

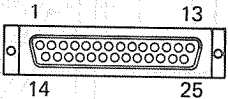
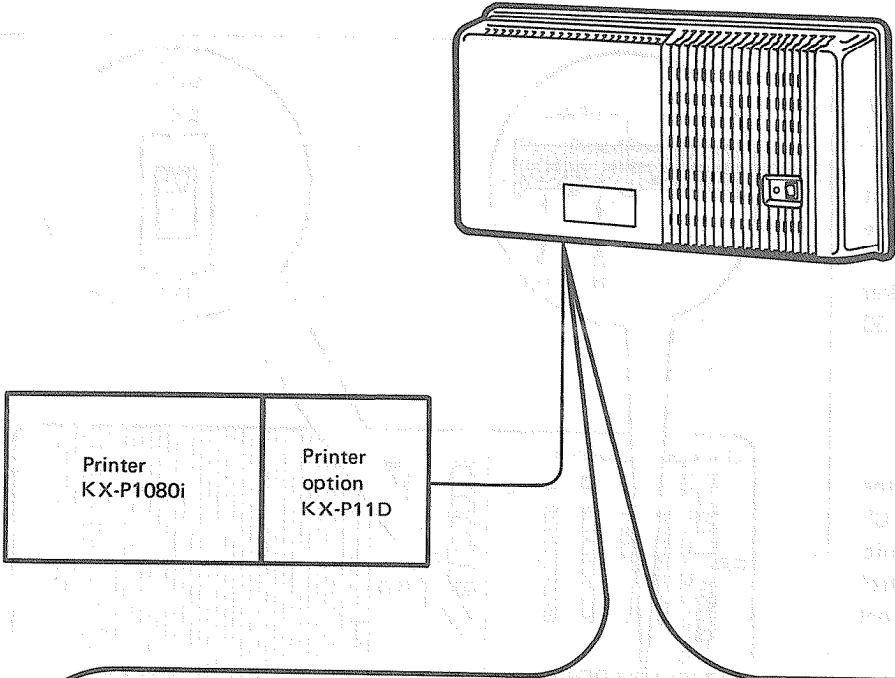
Requirements for connection (Requirement for driving contacts of the relay installed in KSU)

See figure





5. CONNECTION OF OPTIONAL UNIT



VA-123210 RS-232C			Printer RS-232C(KX-P11D)		
Circuit Type (EIA)	Signal Name	Pin No. and Connection	Signal Name	Circuit Type (EIA)	
AA	FG	1 ————— 1	FG	AA	
BB	RXD	2 ←———— 2	TXD	BA	
BA	TXD	3 —————→ 3	RXD	BB	
CD	DTR	6 —————→ 6	DSR	CC	
AB	SG	7 ————— 7	SG	AB	
CB	CTS	20 ←———— 20	DTR	CD	

## External music on hold source and external paging system

Make connections of the external music on hold (MOH) source and of the external paging system according to the following procedure.

### External music on hold source

- (1) Set the "MOH" switch inside the key service unit to the "EXT" side.
- (2) Connect from earphone or aux. out jack to RCA "MOH" jack inside the key service unit.  
Do not connect directly to speaker output jacks. (Input impedance 50 k $\Omega$ , level max. -10 dB)

### External paging system

- (1) Connect an external amplifier to the "EPA-OUT" jack and to the "EPA-C" terminals inside the key service unit. The "EPA-C" terminals are to control turning ON/OFF of the external amplifier power. Use RCA-type jack (output impedance: 600  $\Omega$ , level: 0 dB) for the connection to the "EPA-OUT" jack.
- (2) Connect the external paging speaker to the amplifier.

### Volume adjustment

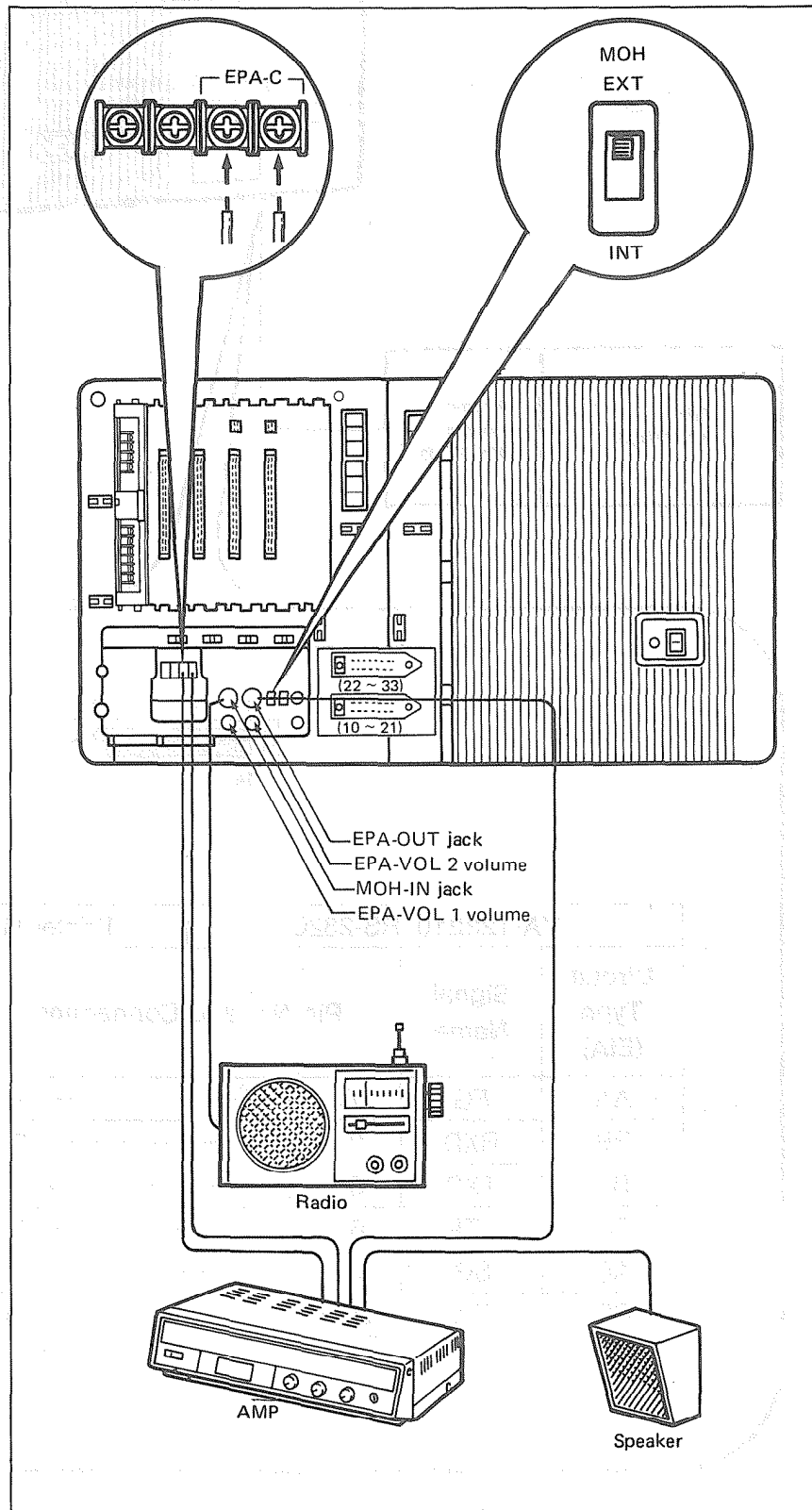
The functions of "EPA VOLs 1 and 2" located inside the key service unit are as follows.

#### EPA VOL1:

This volume is to control the level of the music output applied from the external sound source to EPA jack.

#### EPA VOL2:

This volume is to control the level of the voice output applied from the TEL to paged TEL, and EPA jack output.



## Set up for Key service unit

The internal set up of the KSU and the explanations of switches and lamps are provided below.

### ● Set up of the KSU

#### (1) MOH Switch

Perform the set up of the MOH switch.

INT : To use built-in hold tone.

EXT : To use external music on hold source. (See page 17.)

### ● Explanations of switches and lamps

#### (1) Power Switch

This AC power switch is to control the whole system.

#### (2) Power Monitor Lamp

This lamp is to indicate that the output level from power supply unit is normal.

#### (3) RESET Switch

This switch resets the system.

If the RAM switch is set to "HOLD" system programming and speed dials will not be reset.

To reset the system, short the two sides of the pattern by inserting a screwdriver or other conductive implement.

#### (4) RAM Switch

This switch backup the RAM data.

Even when the power failure occurs, the RAM memory data will not be erased if the switch is on HOLD side.

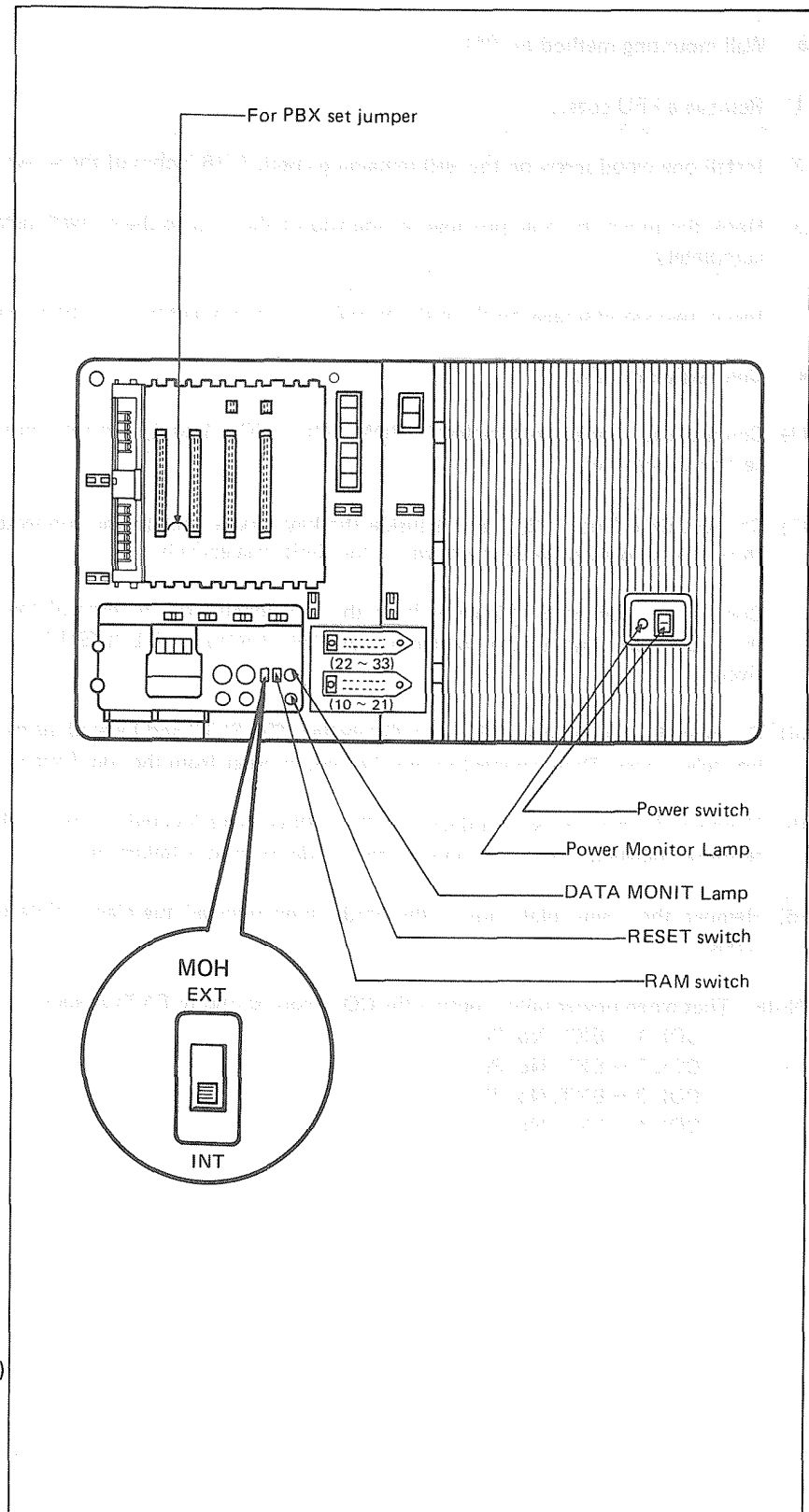
#### (5) DATA MONIT Lamp

System is normal when lamp is flashing.

### NOTE

- Programming for automatic outside line selection group.

In the FCC rules, this function is regarded as one of the distinguishing features of PBX as against the Key telephone system. When shipped from the factory this function cannot be programmed unless one jumper on the key service unit board is cut. (See page 58)



# 6. CONNECTION OF POWER FAILURE UNIT

Power Failure Unit (PFU) is optional equipment which, in case of power failure, directly connects CO/PBX lines and Single Line Telephones.

## ● Wall mounting method for PFU

- ① Remove a PFU cover.
- ② Install one wood screw on the wall remaining about 5/16 inches of the screw length unscrewed.
- ③ Hook the mounting hole provided at the top of the PFU to the on-wall installed wood screw, then fasten the wood screw completely.
- ④ Install two wood screws on the wall through the two respective mounting holes provided at the bottom of the PFU.

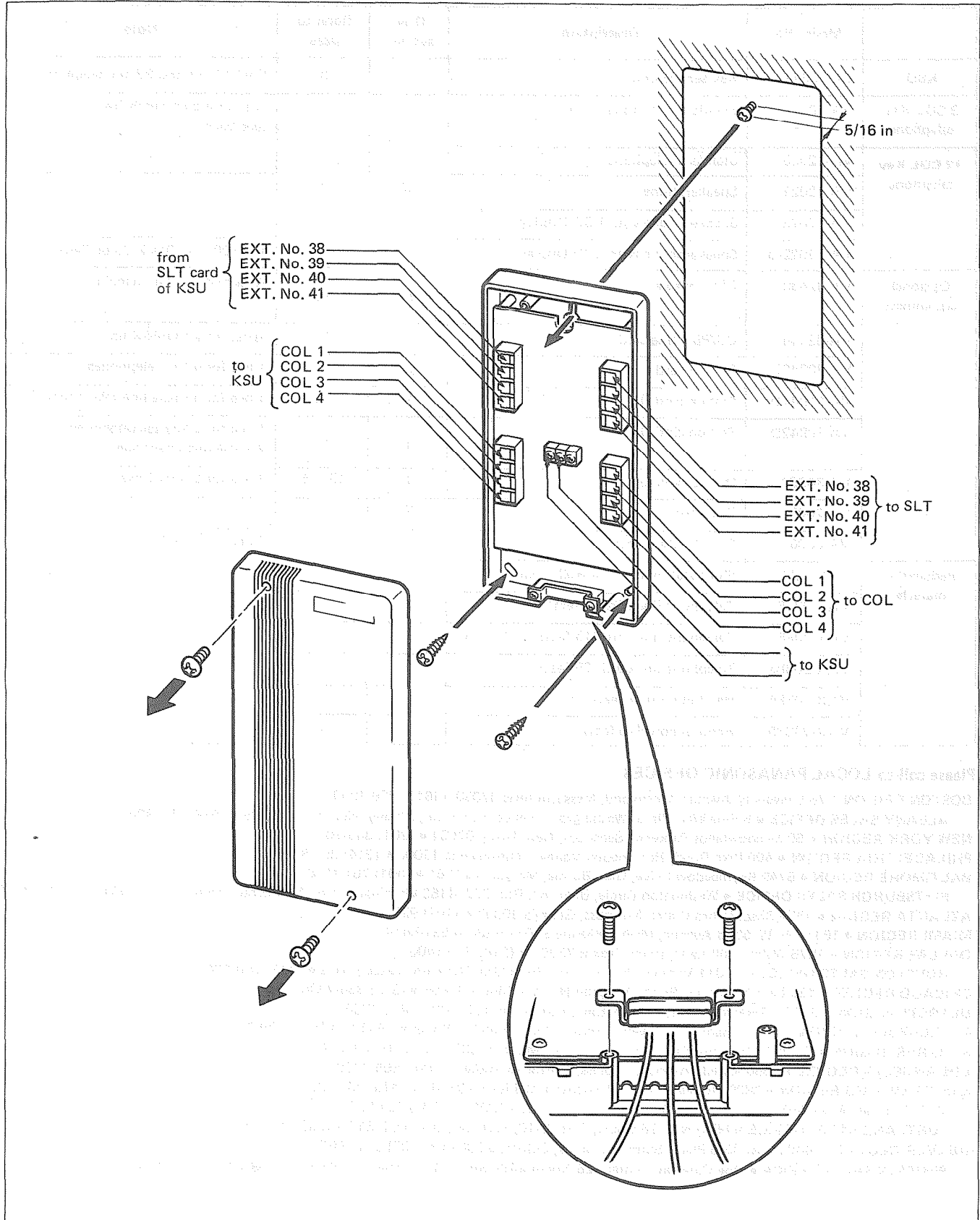
## ● Connection of PFU

- (1) Connect the connectors labelled "FROM COL" (COL 1 to 4) and located inside the power failure unit to the respective central office lines.
- (2) Connect COL Nos. 1, 2, 3 and 4 inside the key service unit to the connectors (4 places from the top) labelled "TO COL (KSU)" and located inside the power failure unit, respectively.
- (3) Connect the connectors (4 places from the top) located on the card of the SLT card (right side card), which is set inside the key service unit, to the connectors labelled "FROM SLT-LC(KSU)" and located inside the power failure unit, respectively.
- (4) Connect the connectors (TELS 1 to 4) labelled "TO SLT" and located inside the power failure unit to the respective single line telephones. These connectors are allotted, in order from the top, Extensions Nos. 38, 39, 40 and 41.
- (5) Connect the two screw terminals labelled "PFU" and located inside the key service unit to the respective two screw terminals labelled "TO KSU" and located inside the power failure unit.
- (6) Remove the clamp plate, insert the cords, then reinstall the clamp plate over the cords and secure into place with the screw.

Note: That when power failure occurs the COLs correspond to EXTs as shown below.

- COL 1 → EXT. No. 38
- COL 2 → EXT. No. 39
- COL 3 → EXT. No. 40
- COL 4 → EXT. No. 41

# 6. CONNECTION OF POWER FAILURE UNIT



# 7. SPECIFICATIONS OF SYSTEM

## Modules and system configuration

	Model No.	Description	Q'ty system	Refer to page	Note
KSU	VA-123210	Key service unit	1	3	For 12 COLs and 32 key telephones
3 COL Key telephone	VA-30920	Standard telephone	32	5	With intercom hands free talk-back
12 COL Key telephone	VA-12020	Standard telephone			
	VA-12021	Speakerphone			
	VA-12022	Speakerphone with LCD Display			
	VA-12022-B	Speakerphone with LCD Display			VA-12022 in Black Color Type
Optional equipment	VA-82430	DSS console	4	11	Attached to a key telephone
	VA-82444	CO/PBX line card	2	10	1 pce. for 2 CO/PBX line
	VA-30940D	Station card I	2	9	1 pce for 4 key telephones
	VA-30941D	Station card II	1	12	1 pce for 4 single line telephones
	VA-30942D	Station card III	1	12	1 pce for 2 key telephones and 2 single line telephones
	VA-30960	Door box card	1	13, 14	1 pce for 2 door boxes
	VA-20861	Door box	2	13	
VA-30965	Power failure unit	1	19	1 pce for 4 COLs	
Installation material	VAX-20880	Short station cord for wall mount	-	-	
	VAX-20881	Telephone line cord (7 feet)	-	-	
	VAX-20882	Telephone line cord (15 feet)	-	-	
	VAX-20883	Telephone line cord (25 feet)	-	-	
	VAX-20884	Handset cord (7 feet)	-	-	
	VAX-20885	Handset cord (15 feet)	-	-	

### Please call to LOCAL PANASONIC OFFICES

**BOSTON REGION** • 75 University Avenue, Westwood, Massachusetts 02090 • (617) 326-4000

**ALBANY SALES OFFICE** • 5 Pine West Plaza, Washington Avenue Extension, Albany, New York 12205 • (518) 456-8242

**NEW YORK REGION** • 50 Meadowlands Parkway, Secaucus, New Jersey 07094 • (201) 348-7000

**PHILADELPHIA REGION** • 400 Pike Road, Huntingdon Valley, Pennsylvania 19006 • (215) 364-8300

**BALTIMORE REGION** • 6749 Baymeadow Drive, Glen Burnie, Maryland 21061 • (301) 761-1900

**PITTSBURGH SALES OFFICE** • Washington Circle, Bldg. #2, Rm. 202, 4150 Washington Rd., McMurray, Pennsylvania 15317 • (412) 561-8823

**ATLANTA REGION** • 1854 Shackelford Court, Norcross, Georgia 30093 • (404) 925-6700

**MIAMI REGION** • 16115 N. W. 52nd Avenue, Miami, Florida 33014 • (305) 621-5814

**DALLAS REGION** • 1825 Walnut Hill Lane, Irving, Texas 75062 • (214) 550-1400

**HOUSTON SALES OFFICE** • 15311 Vantage Parkway, W., Suite 200, Houston, Texas 66032 • (713) 590-3663

**CHICAGO REGION** • 425 East Algonquin Road, Arlington Heights, Illinois 60005 • (312) 364-7900

**DETROIT REGION** • 23923 Research Drive, Farmington, Michigan 48024 • (313) 477-2760

**MINNEAPOLIS REGION** • 11001 Hampshire Avenue South, Bloomington, Minnesota 55438 • (612) 829-0019

**ST. LOUIS REGION** • 5434 Eagle Industrial Court Hazetwood, Missouri 63042 • (314) 731-1344

**LOS ANGELES REGION** • 6550 Katella Avenue, Cypress, California 90630 • (714) 895-7200

**SAN FRANCISCO REGION** • 3825 Hopyard Road, Pleasanton, California 94566 • (415) 463-2922

**SEATTLE REGION** • 4060 Lind Avenue S. W., Renton, Washington 98055 • (206) 251-5209

**PORTLAND SALES OFFICE** • 6645 N.E. 78 Court, Suite C-10, Portland, Oregon 97218 • (503) 257-9661

**DENVER REGION** • 14401 East 33rd Place, Suite F, Aurora, Colorado 80011 • (303) 371-3080

**PHOENIX SALES OFFICE** • One Gateway Center 426 North 44th, Suite 473, Phoenix, Arizona 85008 • (602) 273-0713

## System capacity and specifications

### System capacity

COL capacity	12
Intercom speech path	6
Key telephone*	Up to 32 (EXT. No. 10 to 41)
Automatic dial	
One touch dial	10 stations (for each telephone)
System speed dial	90 stations (for the system)
Speed dialing digits	16 digits/Station (included PBX access code)
Redialing digits	16 digits/Last number and save number

### Specifications

#### Dimensions (inch) (Height x Width x Depth) and Weight (Pound)

Key Service Unit	12.6(H) x 23.0(W) x 4.2(D), 9.5(lb)
Key Telephone	8.5(H) x 6.7(W) x 2.4(D), 2.2(lb)
Power Consumption (Watt)	
Maximum	Approx. 180 W

- \*Note:
1. Specifications subject to change without notice.
  2. Any of the below combination
    - a. 32 Key telephones
    - b. 30 Key telephones & 2 single line telephones
    - c. 28 Key telephones & 4 single line telephones

## Check list of parts

When you unpack the system phone, make sure that you have all of the following parts.

### Key Service Unit

Key Service Unit (VA-123210)	1 pce
Short station cord for wall mount	3 pcs
Operating instruction assy	1 set
Operating instructions	1 copy
Operating instructions sheet	20 copies
Installation and programming manual assy	1 set
Installation and programming manual	1 copy
Programming table	1 copy
Screw template for wall mounting KSU	1 copy

### Key Telephone

Base	1 pce
Handset	1 pce
Handset cord	1 pce
Station cord	1 pce
Name card of system speed dial	1 set
Name card of individual speed dial	1 copy
Plastic case for system speed dial	1 pce

# PROGRAMMING

## EXPLANATION ON PROGRAMMING

The Easa-Phone VA-1232 is a small, sophisticated Key Telephone system. It offers many features which can be easily programmed to uniquely fit your communication needs.

The Easa-Phone utilizes Random Access Memory (RAM) for storage of the "User's" variable programs and features. Each telephone station can be assigned a set of features based on the individual "User's" requirements.

Note that a program has been pre-set into the Easa-Phone VA-1232 system memory for general use which is called the Initial Set. Thus, no programming is necessary to immediately use your telephone system. However, to properly change from the Initial Set to any other option, the programming steps detailed under the Programming Settings for the desired feature must be followed.

A programming record chart is provided for ease of recording your program changes. A sample of this Programming Table indicating the Initial Set can be found in the back of this manual. Whenever programming changes are made, they should be immediately recorded on the Programming Table to provide a quick reference of the current programmed feature options.

## PROGRAMMING CONTENTS

1. INITIAL SET LIST . . . . .	25
2. METHOD OF PROGRAMMING . . . . .	27
3. PROGRAMMING . . . . .	30
APPENDIX . . . . .	78

# 1. INITIAL SET LIST

The table below describes the features, initial setting and those programming mode.

	FEATURE	INITIAL SET	DESIRED FUNCTION	PAGE
System setting	PBX outside dialing digit	Dial No.9	Dial no.0 to 8 (one digit set)	30
	Automatic pause	No Dial No.	Dial no.0 to 9 (possible multiple digit set)	31
	Call duration display appear timing	After 15 sec	After 30 sec	32
	Flash time	1 sec	0.6 sec or 2 sec	33
	Pause time	2 sec	3 sec	34
	System speed dial group A	00 to XX(89)	XX can range from 00 to 89	35
	System speed dial group B	YY (00) to 89	YY can range from 00 to 89	36
	Long speech alarm	No alarm tone	Have alarm tone	37
	COL auto answering	Automatic answering with handset or ON/OFF key	No auto answering or automatic answering with handset	38
	COL night incoming ring mode	Ring on night time ring set TEL	Ring on both telephones	39
	Hold recall	No recall	Recall after 30 sec, 1 min, 2 min or immediately	40
	Connection of door box	Can be connect	Can not connect	41
	Type of applicable sensor	Detect-close	Detect-open	42
	Sensor alarm stopping method	By sensor	By handset (off-hooking)	43
	Detection of SLT on-hooking	0.05 to 1.2 sec	0.05 to 0.5 sec	44
	Hold recall for DSS TEL	Immediately	Recall after 30 sec, 1 min, 2 min or no recall	45
	Display time system setting	12 00 (HH) (MM)		46
	SMDR output	No data output	Outputting data with title or Outputting data only	47
	SMDR YEAR, MONTH and DAY setting	87 01 01 (YY) (MM) (DD)		48
	SMDR baud rate setting	4800 BPS	300BPS,600BPS,2400BPS,4800BPS or 9600BPS	49
	SMDR frame configuration	7 bit/2 bit/even (Data/Stop/parity)	7 bit/1 bit/even, 7 bit/1 bit/odd, 7 bit/2 bit/odd, 8 bit/1 bit/even, 8 bit/1 bit/odd, 8 bit/2 bit/even, or 8 bit/2 bit/odd 8 bit/1 bit/no parity, 7 bit/2 bit/no parity	50
	Type of COL dialing	Non 1 + area code	1 + area code	51
	* and ‡ restriction	Restricted	Not restricted	52
Digit length restriction	Not restricted	Restrict one of the digit length from 8 to 16 digits	53	
Incoming call restriction	In accordance with outside dialing restriction class	Outside dialing restricted	54	
Override setting	Clear	Dial no.0000 to 9999 (Max : 4 digits/8 entries)	55	

	FEATURE	INITIAL SET	DESIRED FUNCTION	PAGE
<b>COL setting</b>	Tone/pulse dialing signal conversion	Tone dial	Pulse dial	56
	CO line or PBX line	COL	PBX	57
	Automatic outside line selection group	Not designated	Designated	58
	Length of DTMF signals	80 msec	240 msec	59
	Minimum pause	80 msec	160 msec	60
	Ring detection time	6 sec	8 sec	61
<b>Key telephone setting</b>	Telephone type	Key telephone	Single line telephone. Direct station selector.	62
	Line key assign	Line key 1 → COL 1 Line key 2 → COL 2 Line key 3 → COL 3 Line key 4 → COL 4 Line key 5 → COL 5 Line key 6 → COL 6 Line key 7 → COL 7 Line key 8 → COL 8 Line key 9 → COL 9 Line key 10 → COL 10 Line key 11 → COL 11 Line key 12 → COL 12	Setting any COL number between 1 to 12 Press HOLD key to assign FF key. Latest setting is the higher priority. If set COL 2 to Line key 2, and after set COL 2 to Line key 3 then Line key 2 automatically delete the program and set FF automatically.	63
	Incoming call ringing	No ring	Ring (EXT. no. 10 rings calls of) all COL	65
	Off-hook signaling	COL incoming ring only	Neither COL nor intercom, only intercom or both COL and intercom	67
	Door box call	Both A and B will ring	Door box will not ring only A will ring or only B will ring (EXT. no 26 to 41 is) no door box rung	68
	Sensor ringing	No alarm tone	Alarm tone ring (EXT. no.10 is alarm tone ring)	69
	Zone paging	Zone 1	Zone 2 to 3 (Possible multiple set) [Zone 3 includes external paging.]	70
	System speed dial group	Both groups A & B usable	Only group A usable, only group B usable or neither group A nor group B unusable	71
	Flexible night service setting	Can not set night mode	Can be set night mode (EXT. no.10 is used always as) night mode.	72
	Flexible night service	No night ring	Have night ring (EXT. no.10 is night rings)	73
	Outside dialing restriction class	Not restricted	Outside dialing restricted, 0/1 & 411•555•976 restricted or 0/1 restricted	74
	System speed dial restriction	Not restricted	Restricted	76
	Privacy override	Privacy	Can be break-in for outside call	77

# 2. METHOD OF PROGRAMMING

Read the following paragraphs before proceeding to the actual programming instructions and procedures. These notes and procedures are intended to acclimate the programmer to the proper programming sequence required prior to the actual programming.

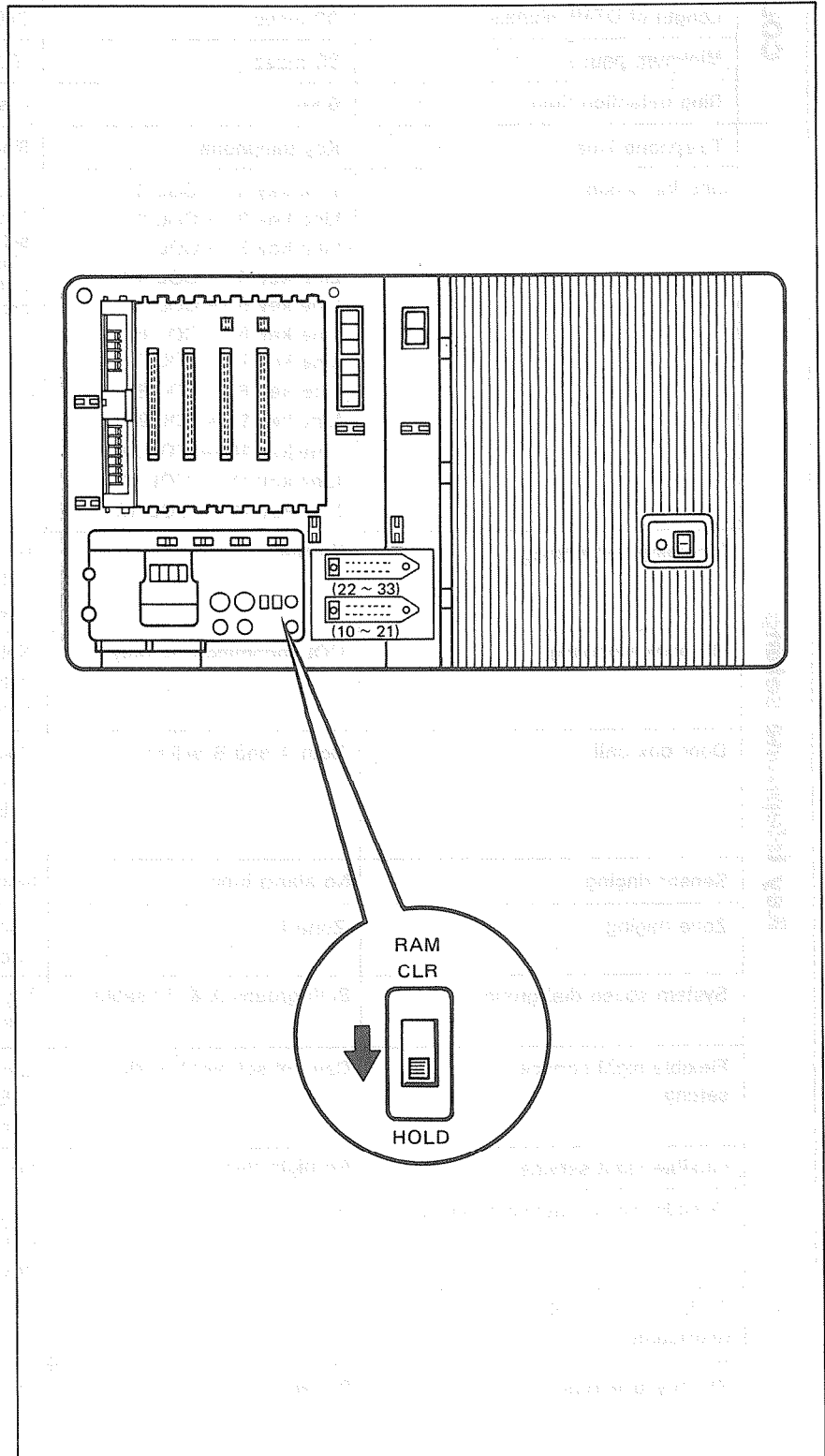
## ● Programming of initial set

- ① Assure that the RAM switch is positioned at "CLR" side.
- ② Set the power switch to the "ON" position.
- ③ After about 5 seconds, assure that the DATA MONIT lamps is flashing.
- ④ Change the RAM switch from the "CLR" side to "HOLD" side.

The initial set programming is now completed through the above operations.

### NOTE

If you change the programming again, the RAM switch is not necessary switched over.



● **Method of programming**

All programming changes are made at Extension No. 10 and it is recommended to use key telephone with a LCD display (VA-12022 or VA-12022-B).

- ① Press the ON/OFF button. The ON/OFF indicator and MIC indicator lights up and a continuous tone is emitted.

- ② Press the \*000 (The continuous tone will stop) and then press the dial key X# (X: mode numbers 1 to 7)

- mode 1: System setting
- mode 2: COL setting
- mode 3: Key telephone setting
- mode 4: Incoming call ringing setting
- mode 5: Line/FF key setting
- mode 6: Restriction setting
- mode 7: Display time setting

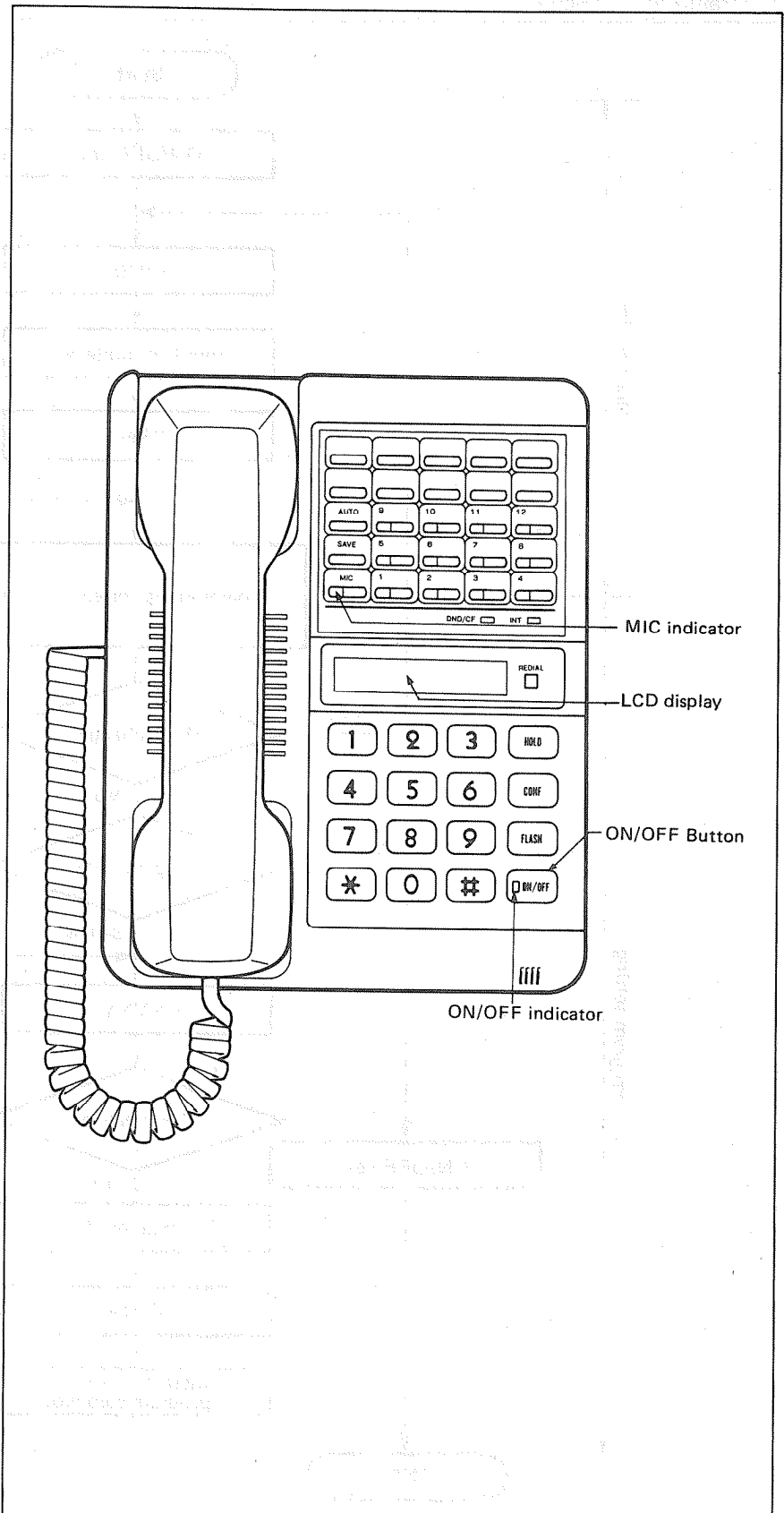
- ③ Press the program step numbers for the desired feature option. Refer to the PROGRAMMING TABLE for programmable feature option.

- ④ Press the # key to store the memory. The next program step will appear on the LCD display. When mode numbers of the programming features to be changed are the same, program step numbers of the programmings to be changed can be input after the registration. Therefore, the programming changes can be performed continuously for the programming features having the same mode number.

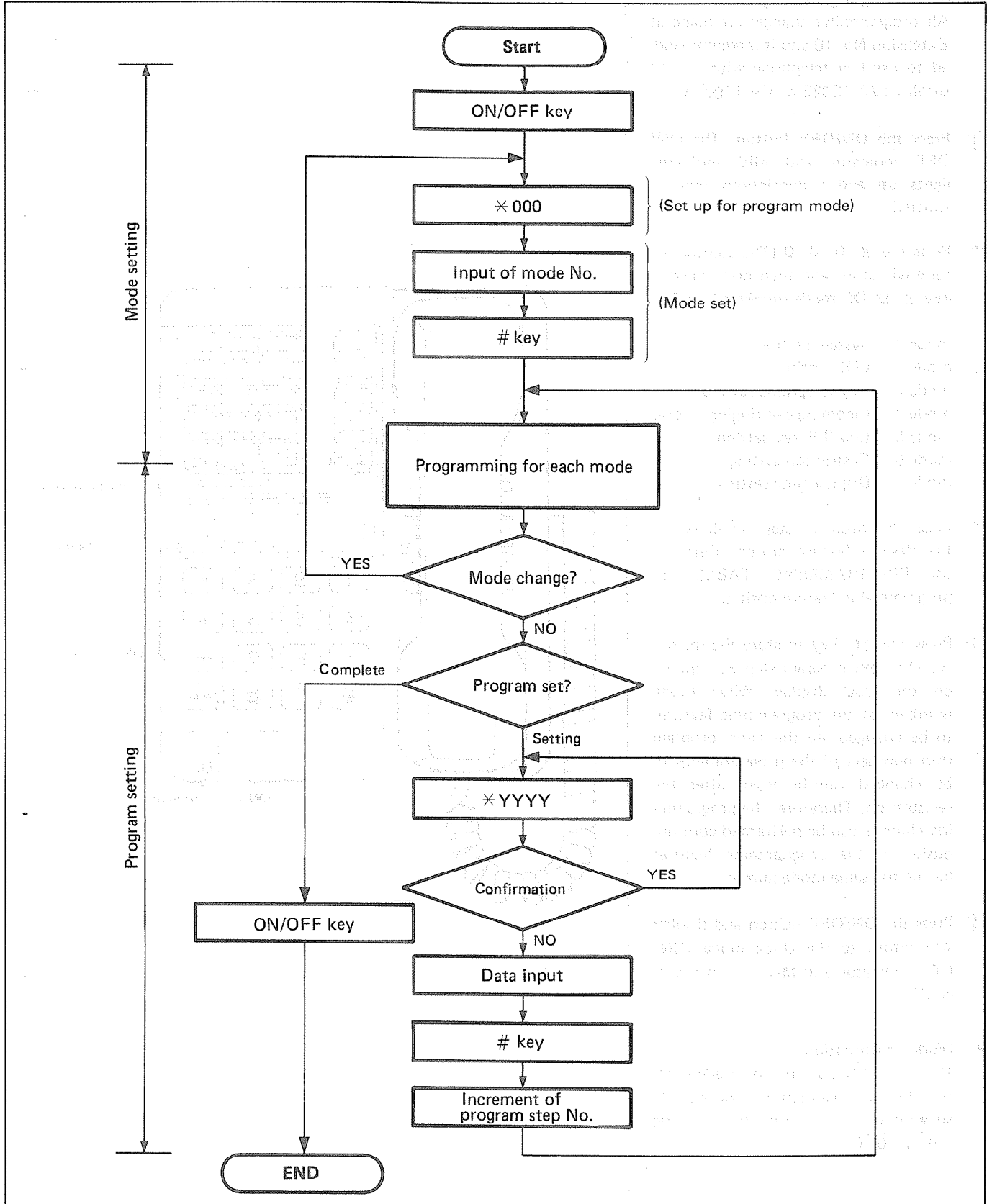
- ⑤ Press the ON/OFF button and display will return to the clock mode (ON/OFF indicator and MIC indicator will go off).

● **Mode confirmation**

If you want to confirm the mode number during programming, you can do so with the LCD display by inputting "\*000".



# Programming flowchart

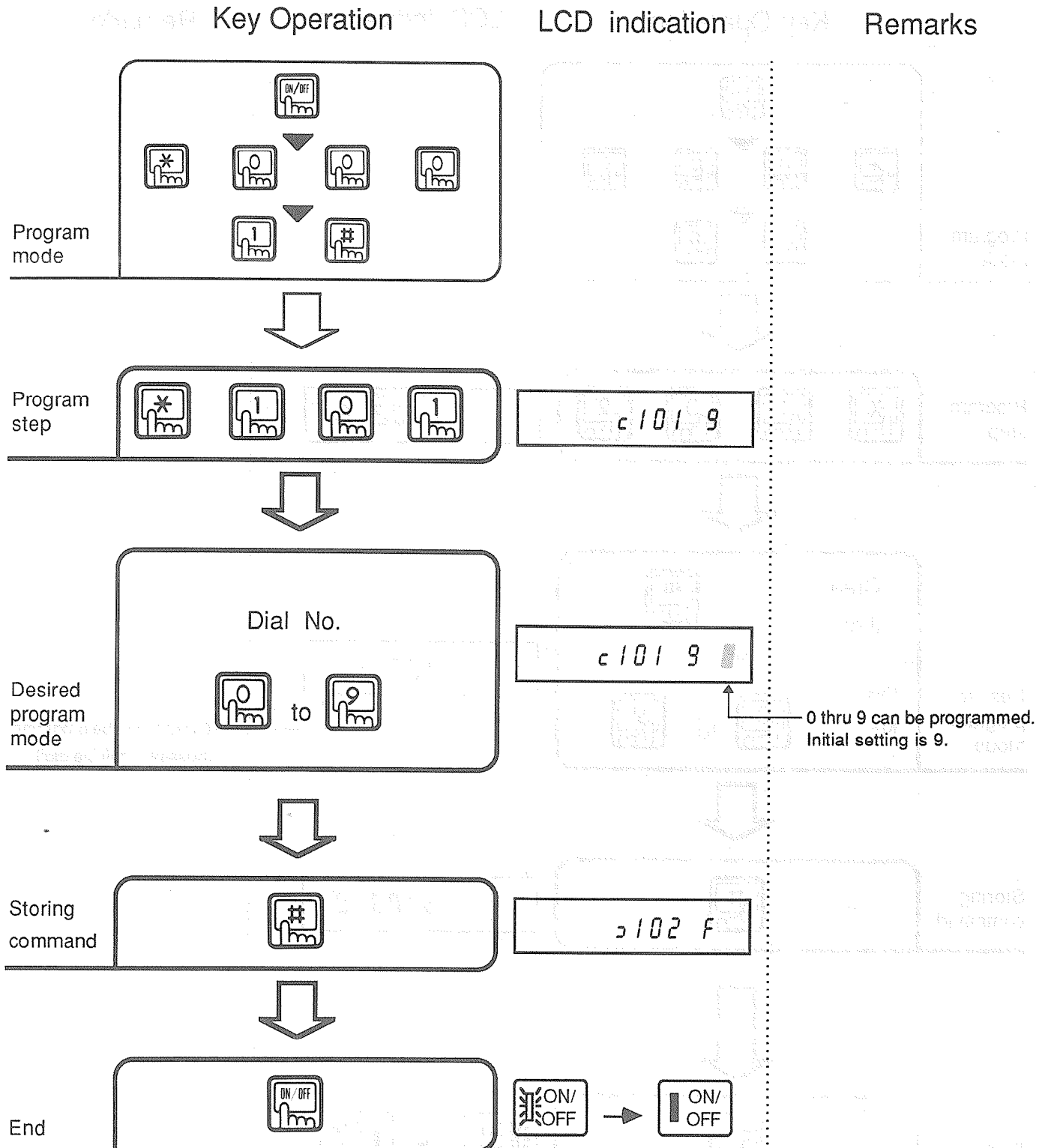


# 3. PROGRAMMING

## System setting

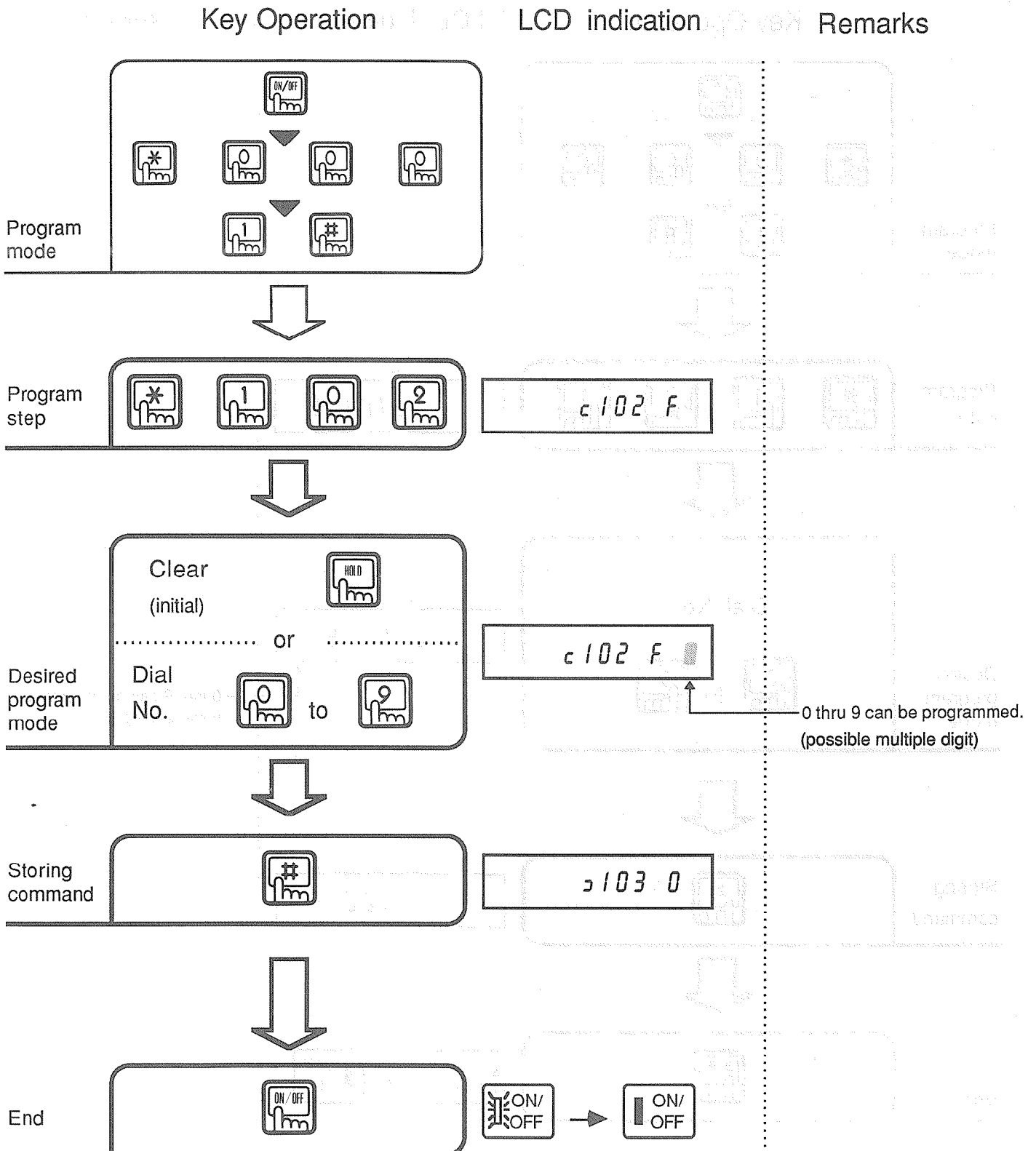
### PBX outside dialing digit

You can have access to an outside line through PBX. This feature is necessary when the system is connected to PBX. Set by specifying one digit from among dialing numbers 0 to 9 (PBX line access number).



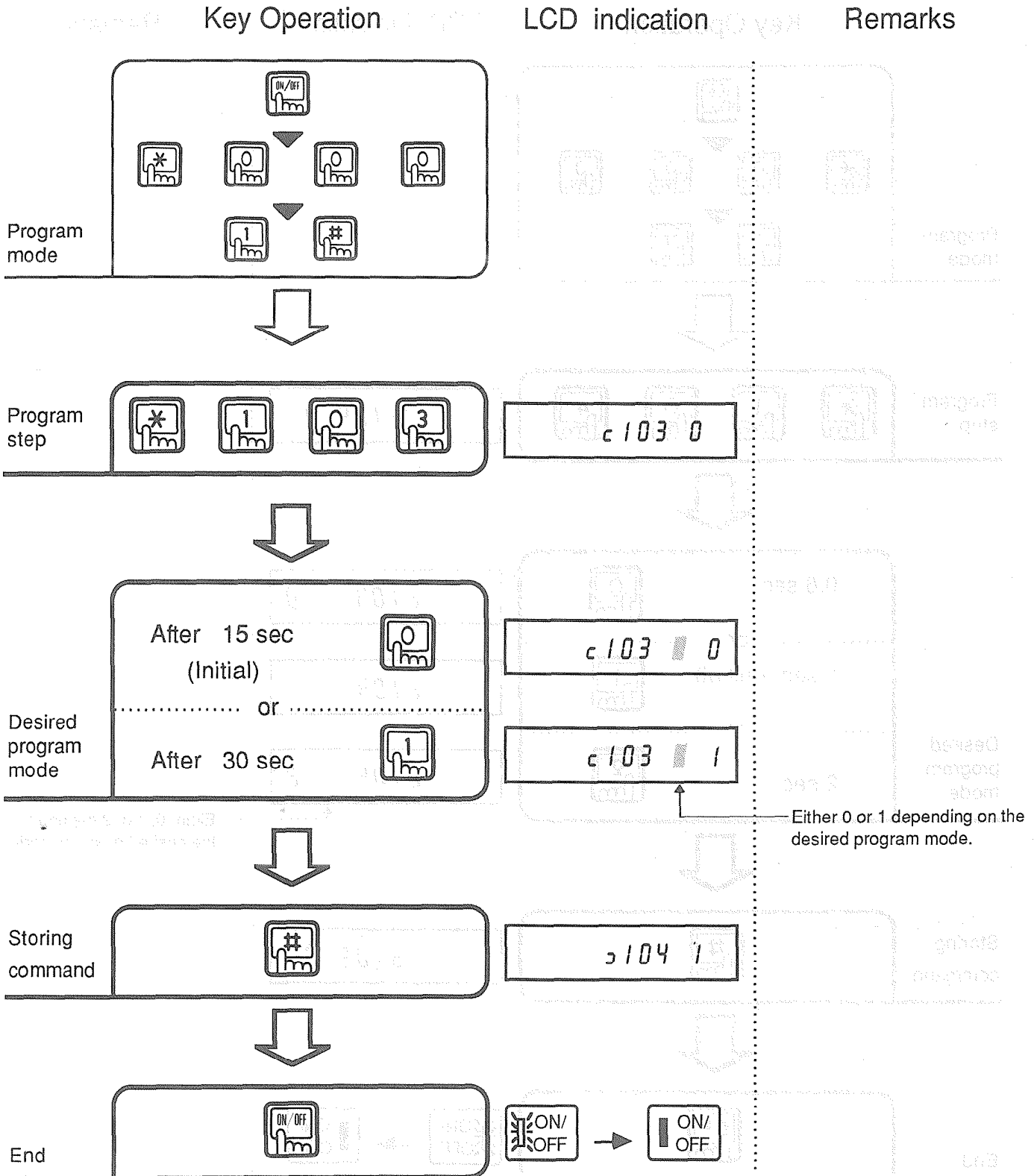
# Automatic pause

You can place a pause automatically after the first digit dialing number when having access to outside numbers through PBX. Set by specifying one digit from among dialing numbers 0 to 9 (PBX line access number).



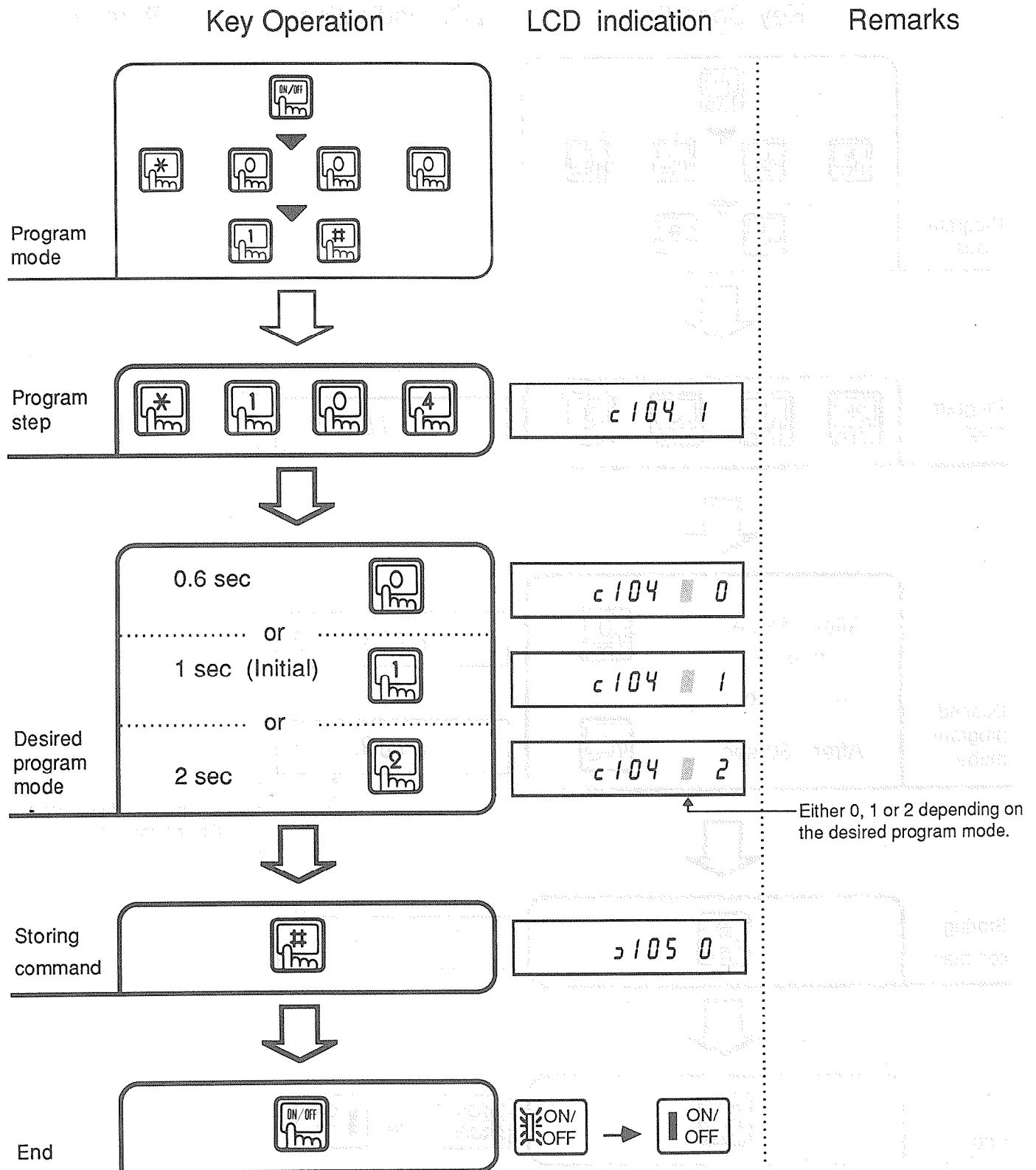
### Call duration display appear timing

When making an outside call by a key telephone with an LCD display, you can set how many seconds after completion of dialing you want the conversation time to appear on the display.



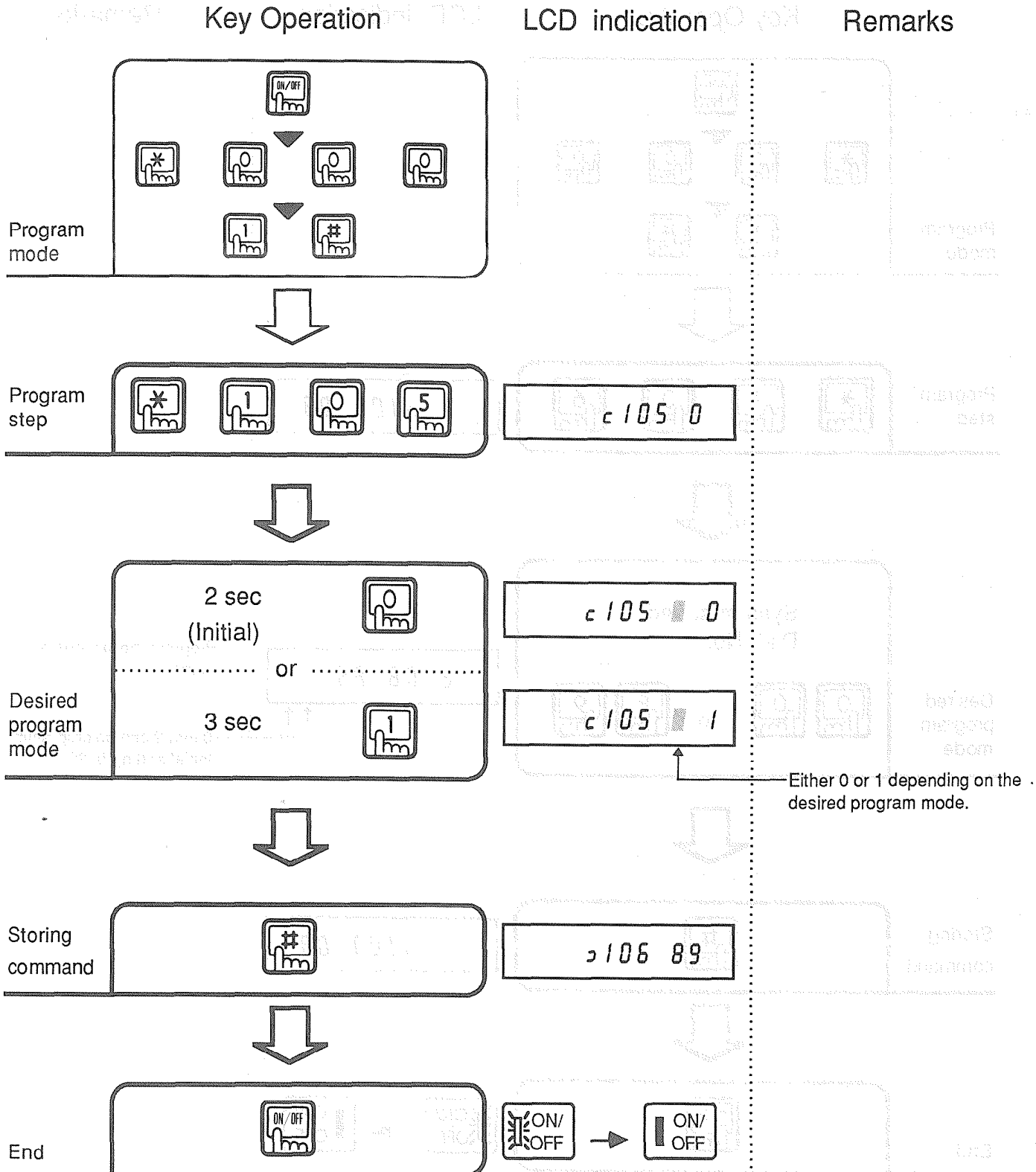
# Flash time

You can set the length of open time for an outside line with FLASH key and that of auto-flash time with REDIAL key function. When you wish to use the call waiting service, just press FLASH key. If the system is connected to the PBX line and you do not use the hold function of PBX system, set to 2 seconds.



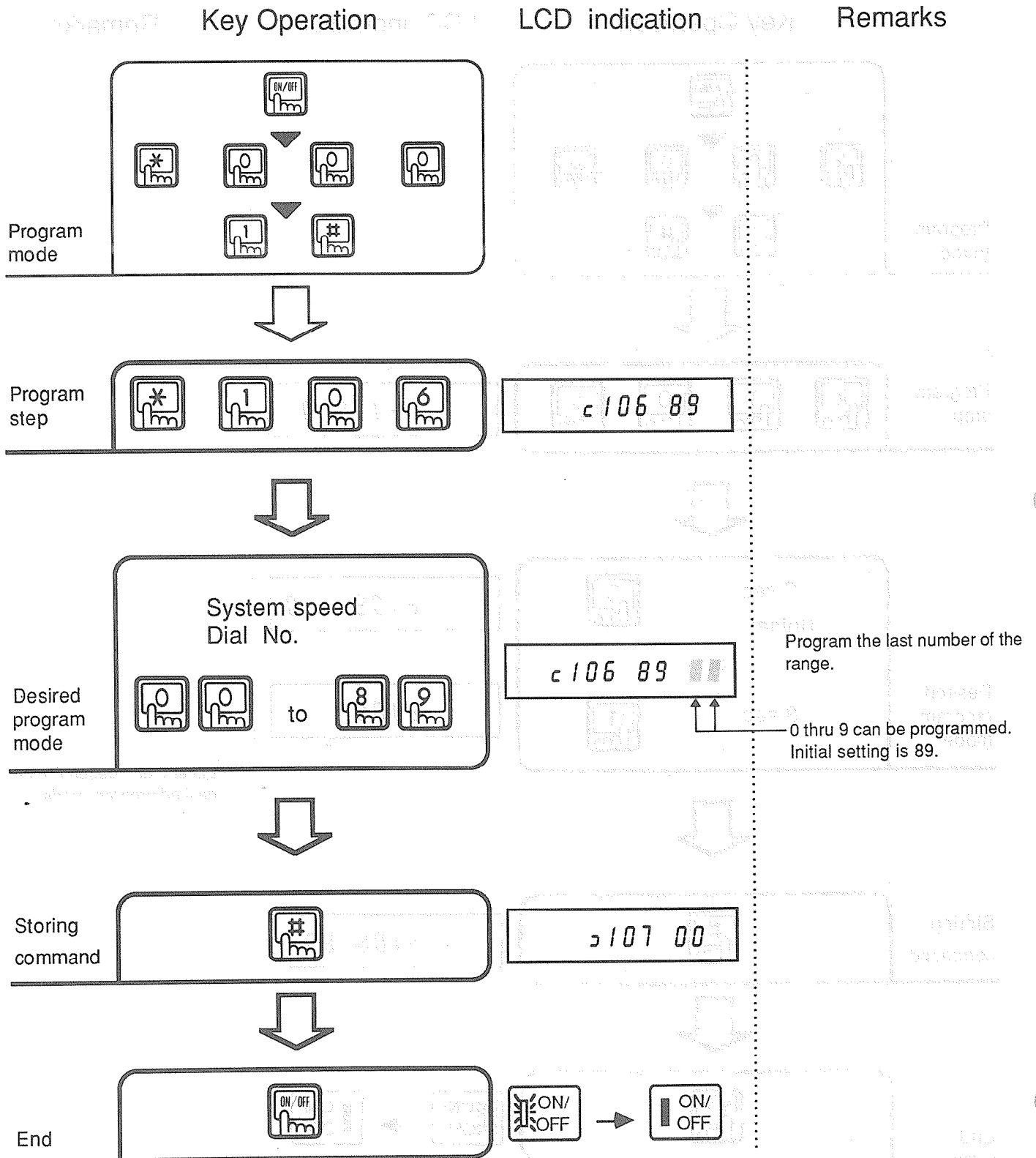
# Pause time

By pressing REDIAL key, a pause can be stored in the system speed memory and one-touch key. One pause is counted as one digit. This is used when you need to wait for a second dial tone when dialing an outside line.



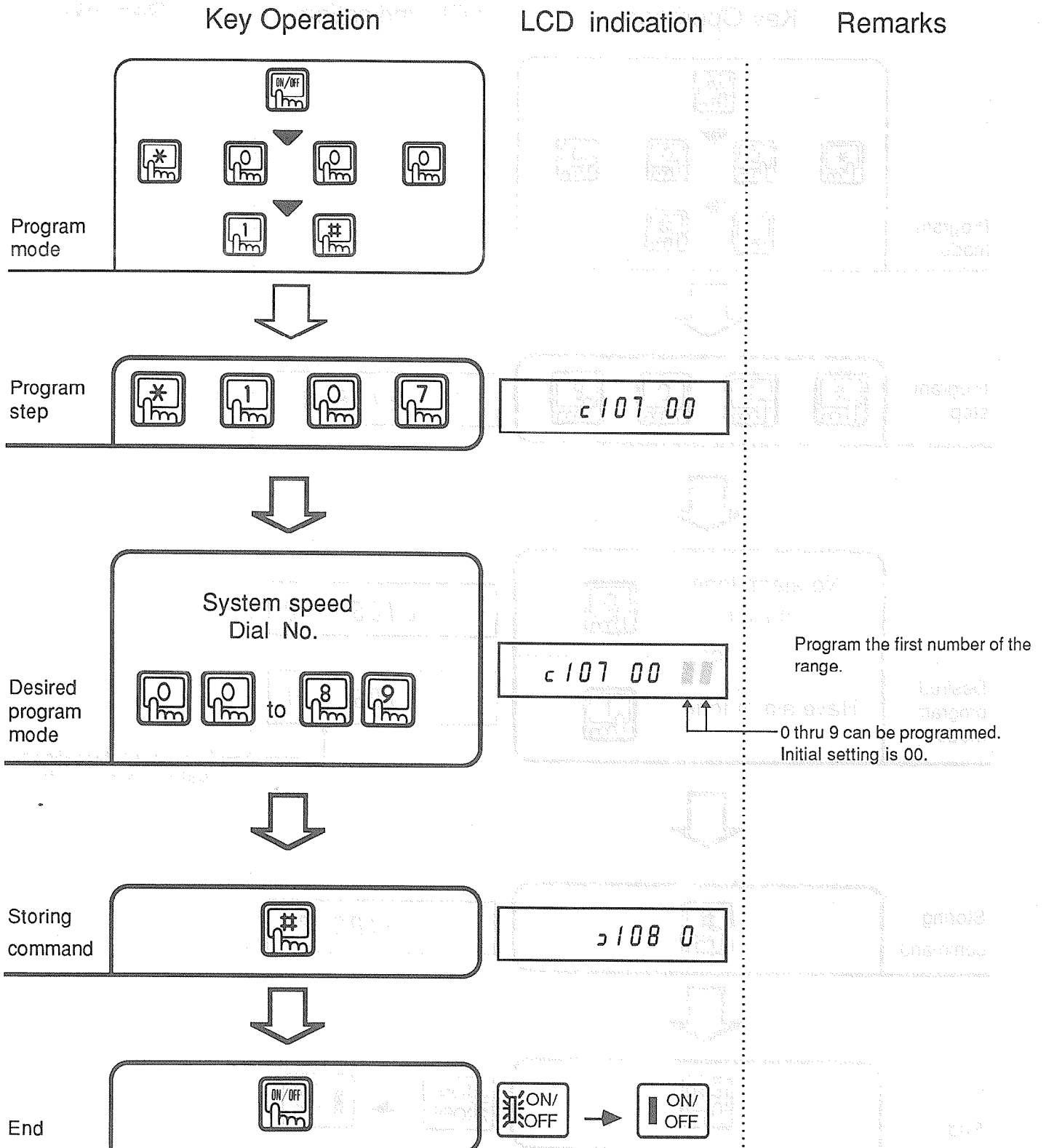
# System speed dial group A

You can divide the system speed dial memory into two groups. The range of address numbers for group A is from 00 to XX. XX is the last address number of the range and the designation should be between 00 to 89.



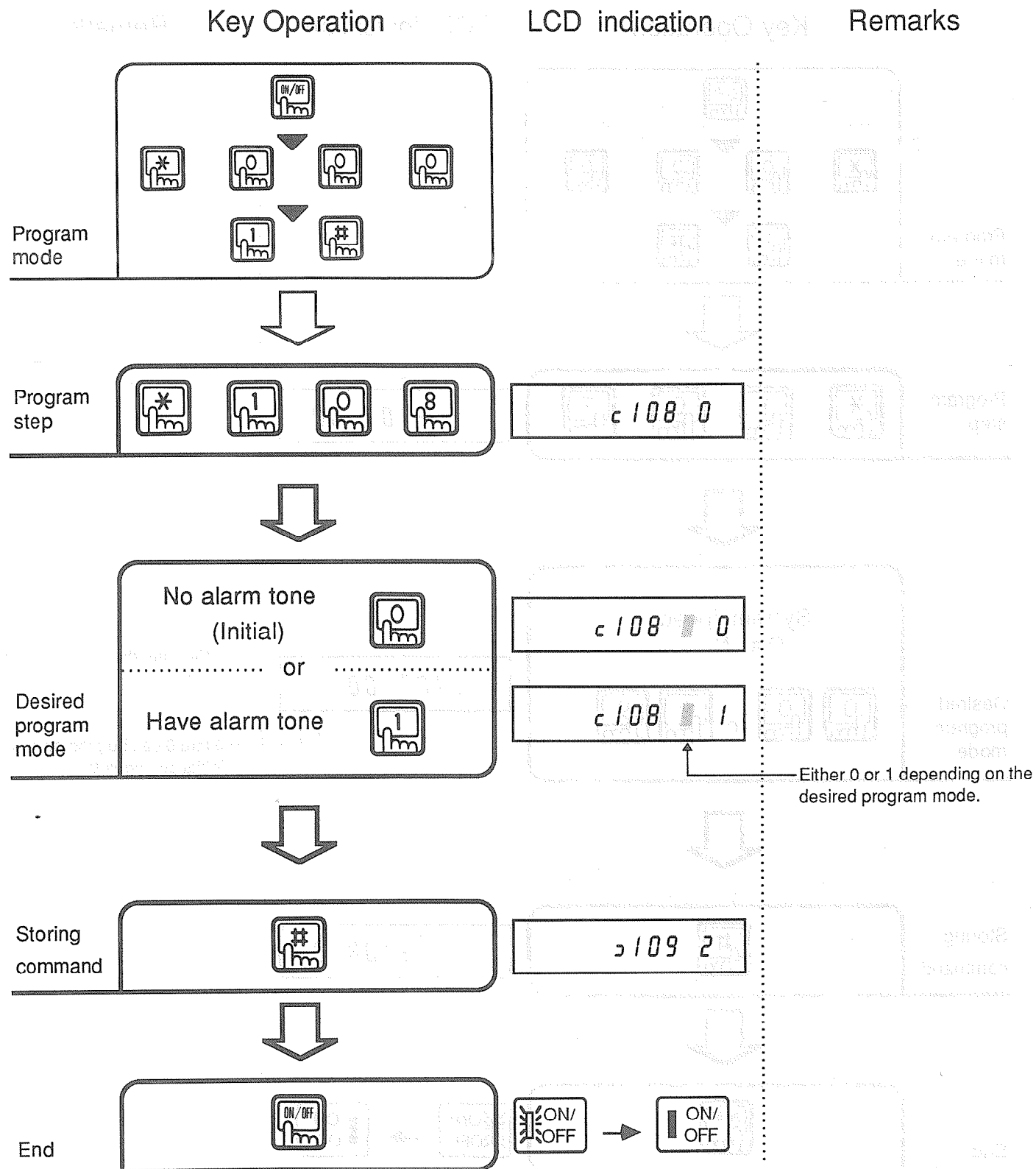
# System speed dial group B

You can divide the system speed dial memory into two groups. The range of address numbers for group B is from YY to 89. YY is the first address number of the range and the designation should be between 00 and 89.



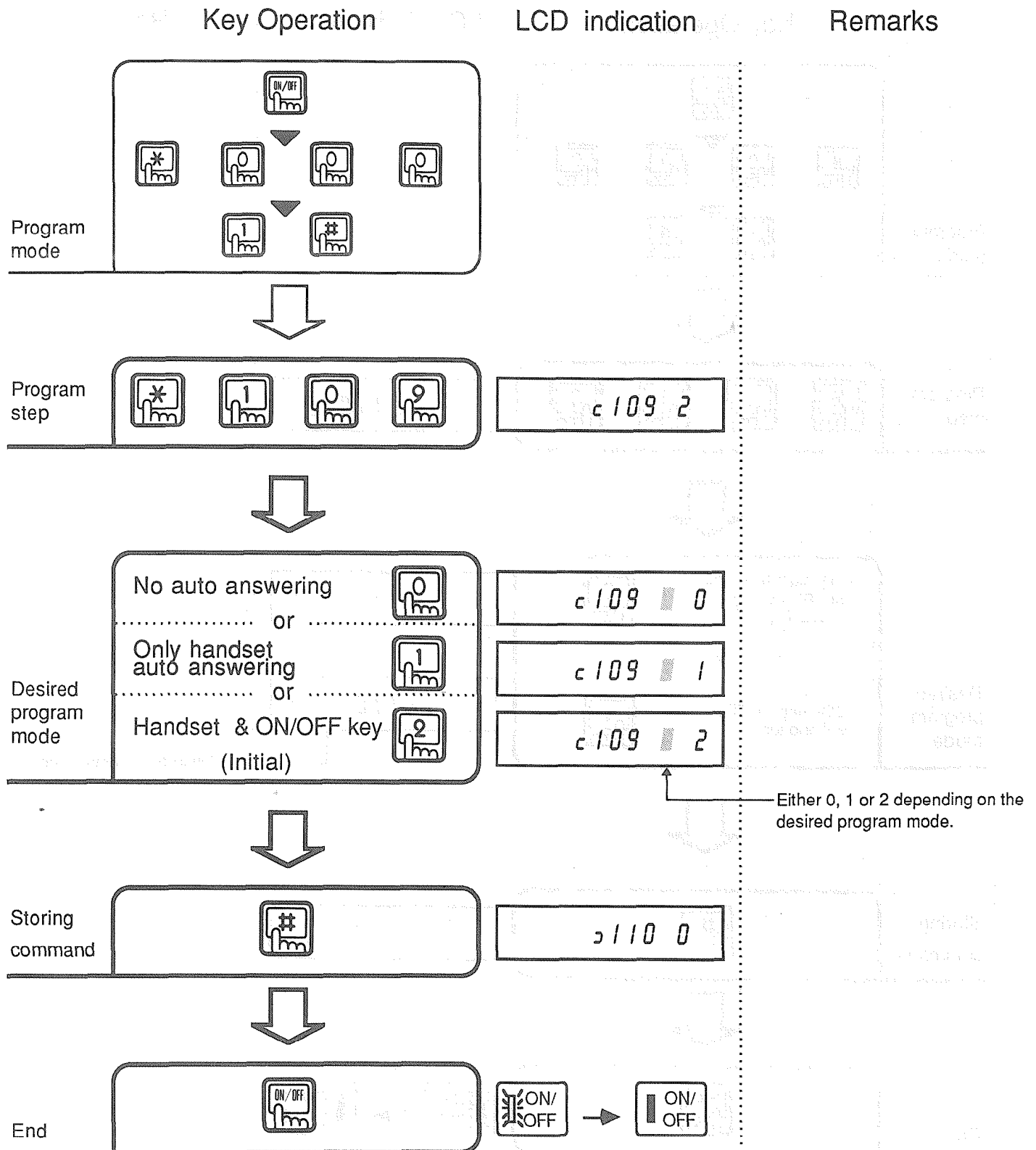
# Long speech alarm

When making an outside call, you can set so that a short alarm tone sounds from the speaker or handset every three minutes.



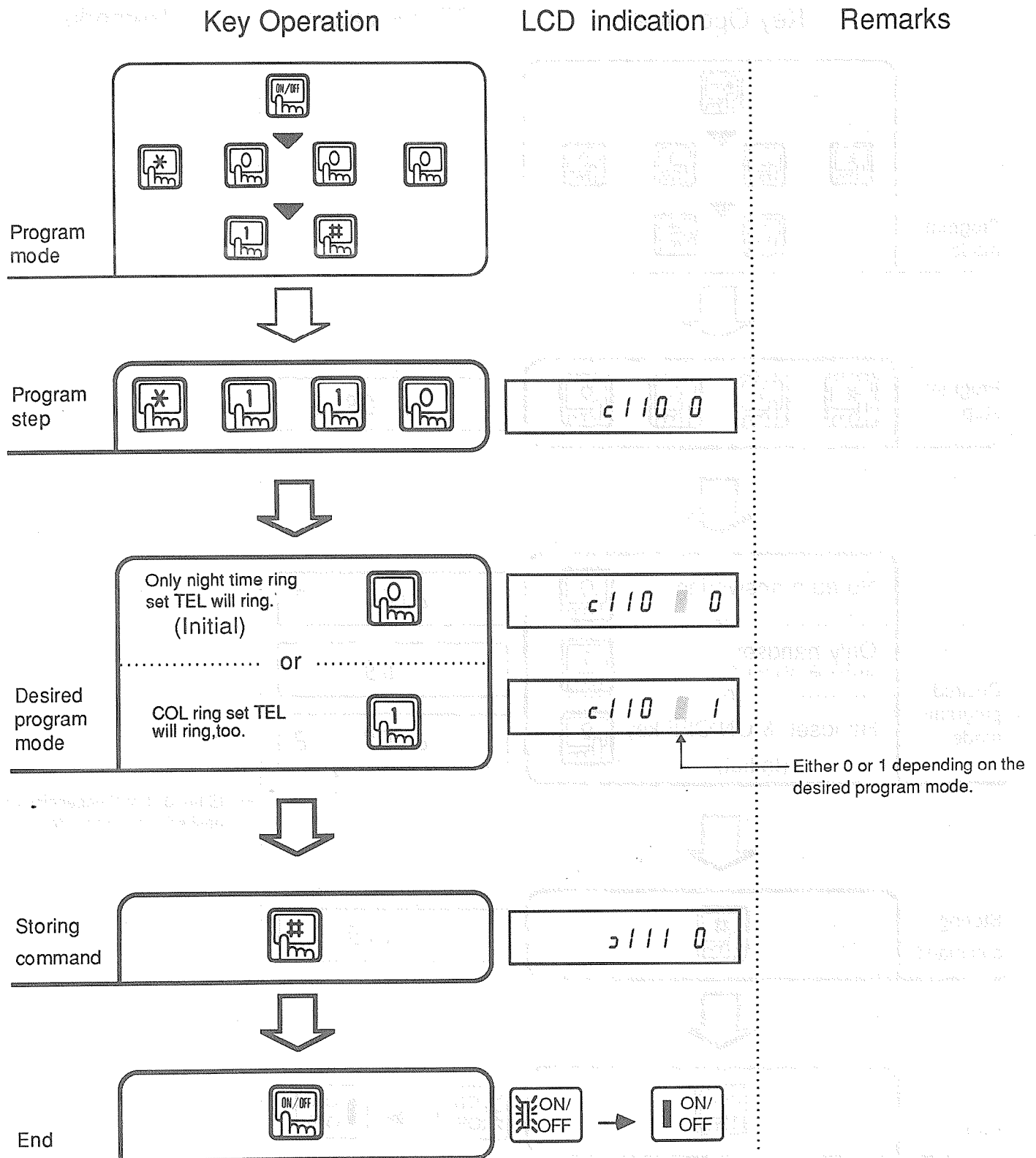
# COL auto answering

You can answer incoming calls without pressing Line key. There are two systems for answering: one is to simply lift the handset and the other is either to lift the handset or press ON/OFF key.



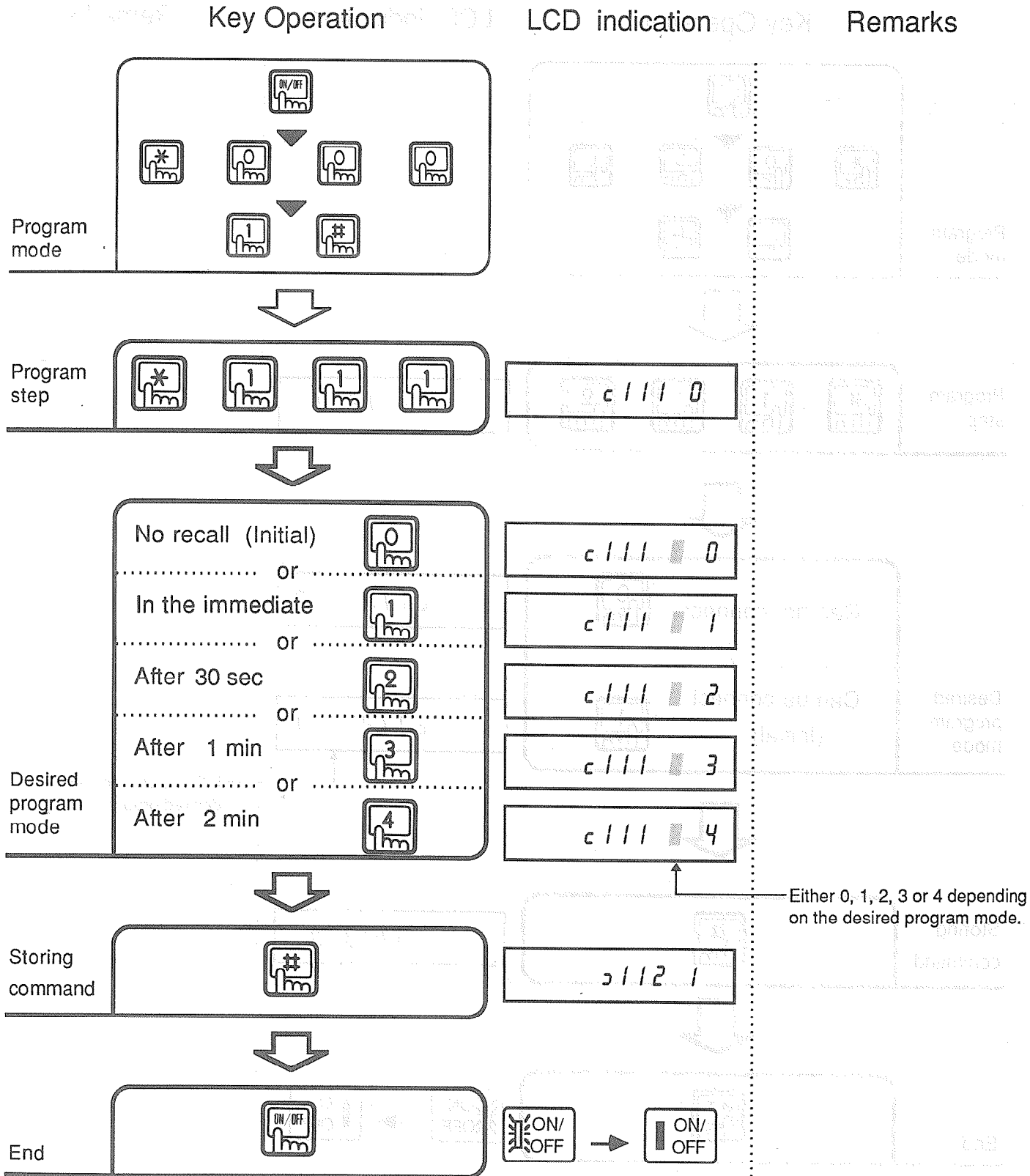
# COL night incoming ring mode

You can specify telephones to ring in case of night time incoming calls in systems programmed for this purpose. This is necessary when the places for receiving incoming calls are different at daytime and night time.



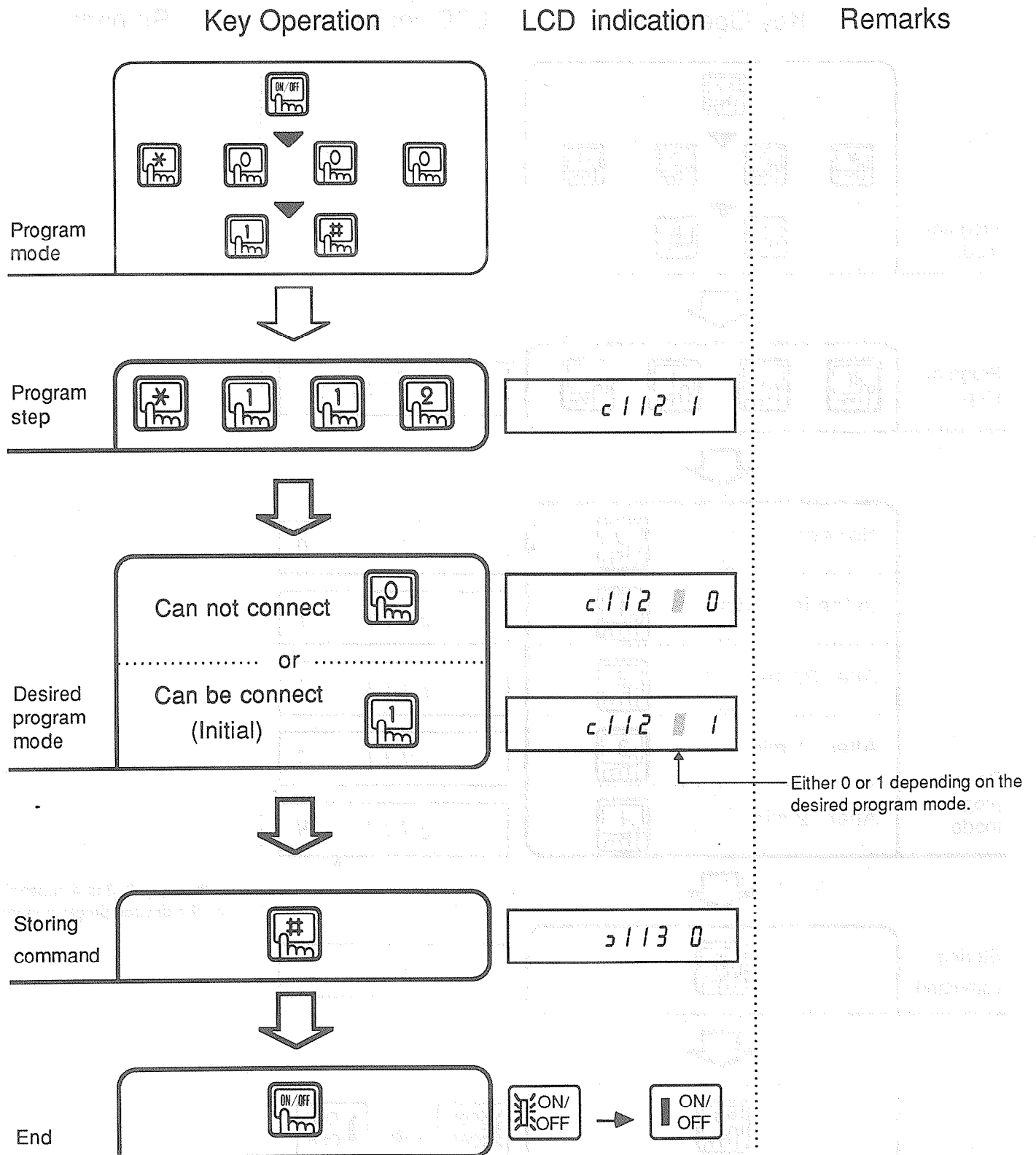
# Hold recall

You can set a telephone so that a warning tone sounds once a certain period has elapsed after a call has been put on hold. Hold recall can be disabled, or set for immediately, 30 seconds, 1 minute or 2 minutes.



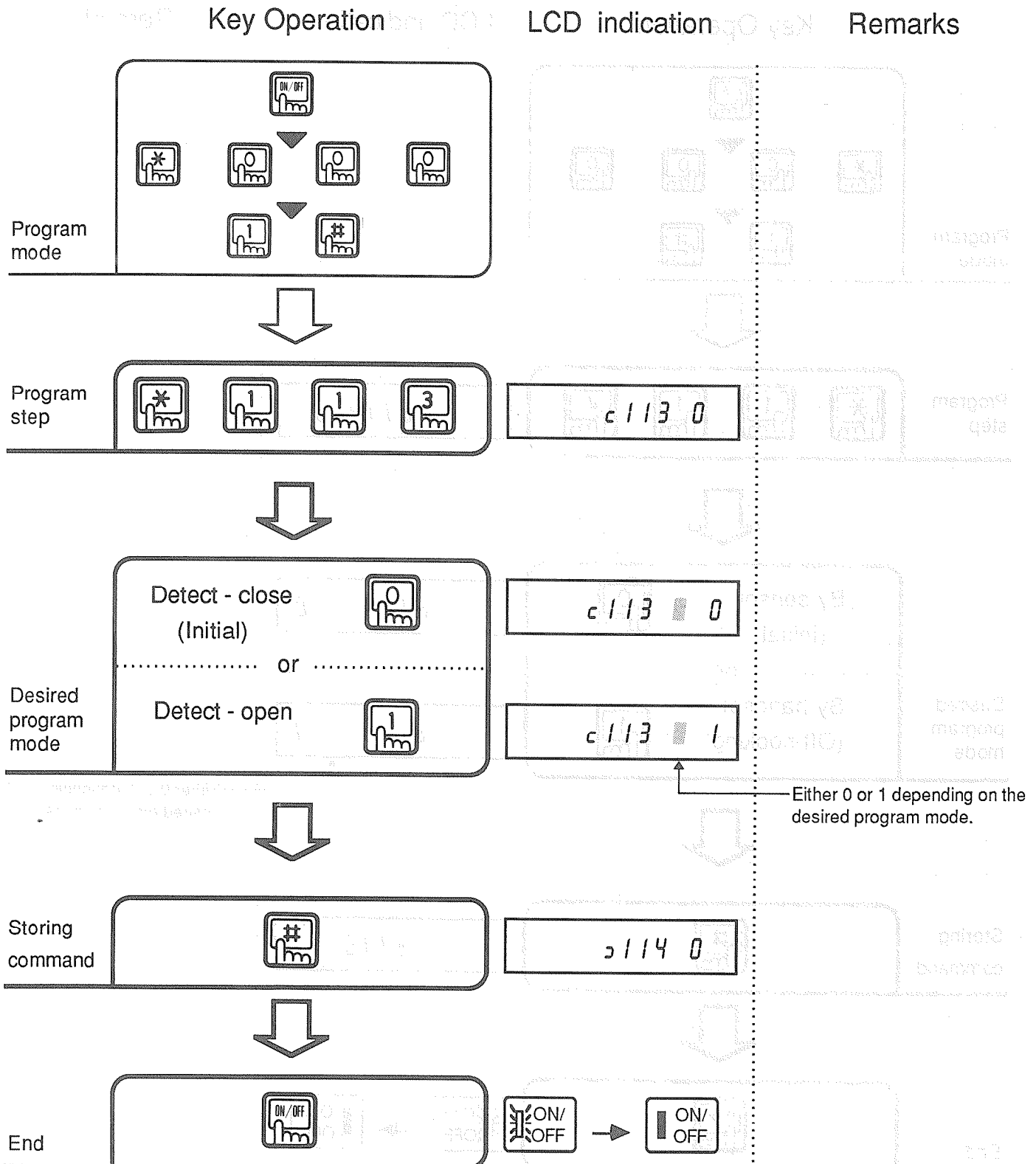
# Connection of door box

Up to two door boxes can be used with this system by connecting the door box card to KSU. You can set it so that the signal from the door box is heard or not heard through a telephone which has been programmed in advance. You do not have to change the programming if door box is not connected.



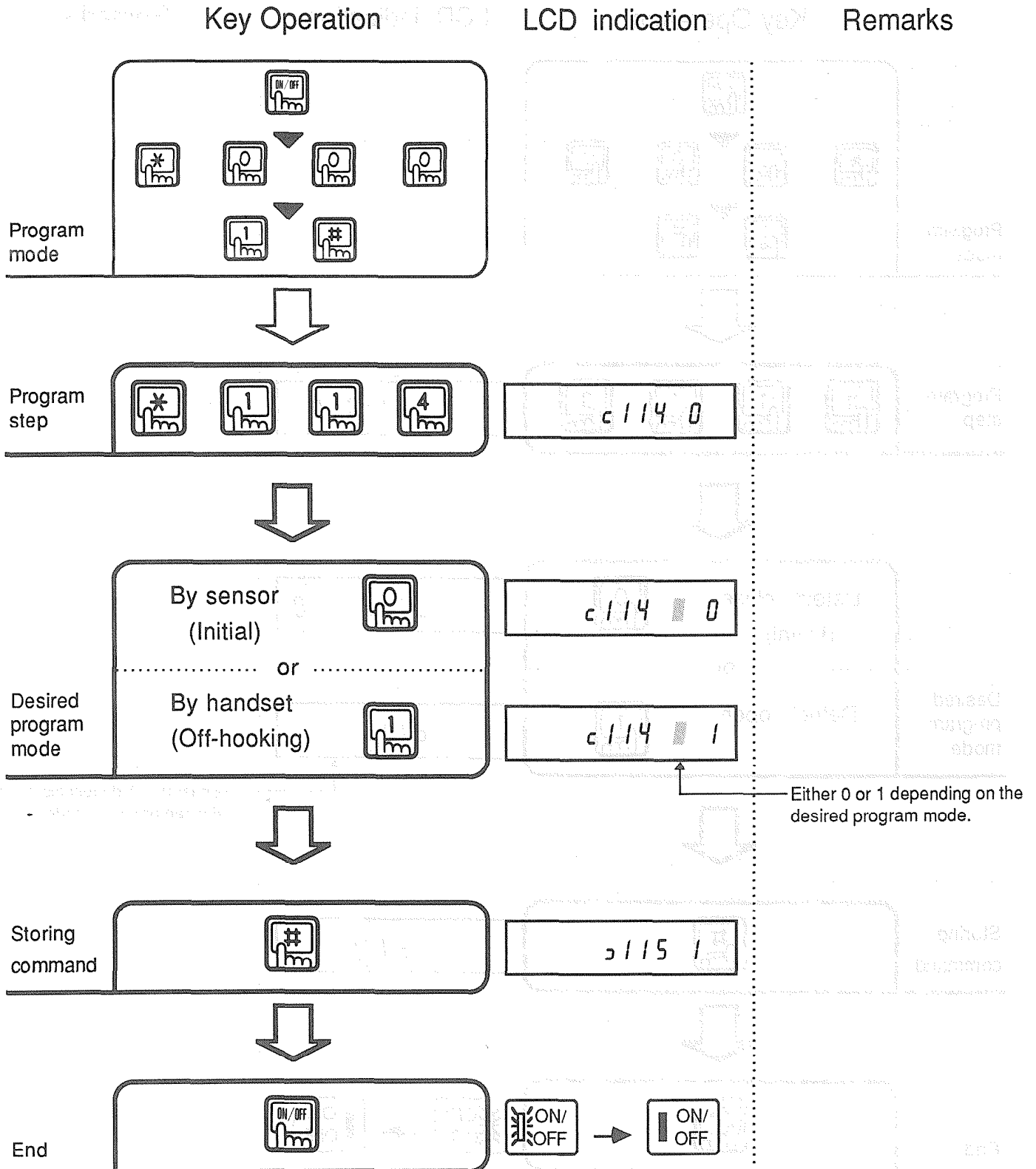
# Type of applicable sensor

Two types of sensor can be used by connecting the door box card to KSU. An alarm will sound from a telephone which has been programmed in advance. The operating method for these sensors is specified either as close detection or open detection.



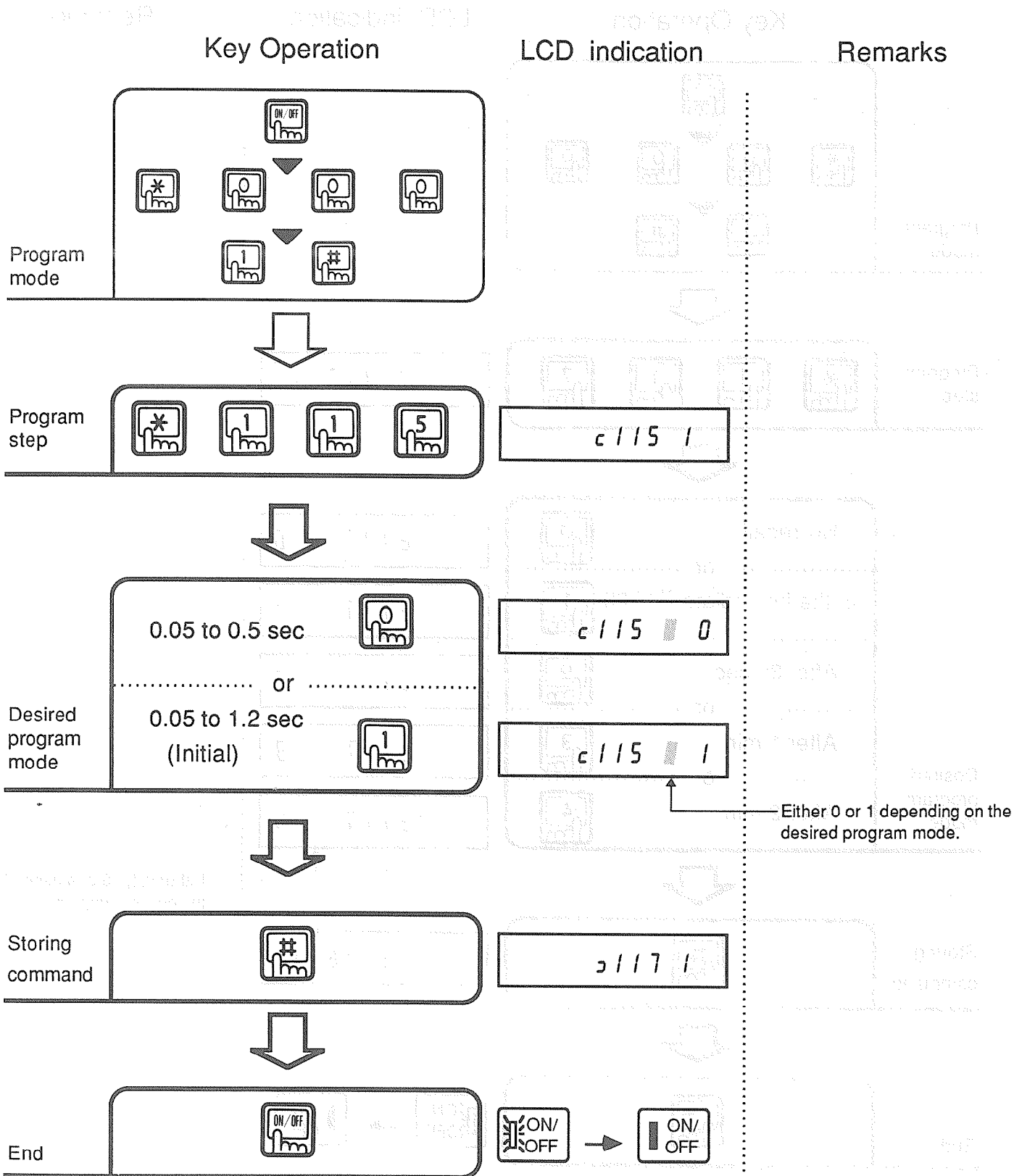
# Sensor alarm stopping method

You can specify the method for stopping the sensor alarm. This specification can be that either no alarm sound is given from the sensor or that the alarm sound is stopped by lifting the handset of alarmed telephone.



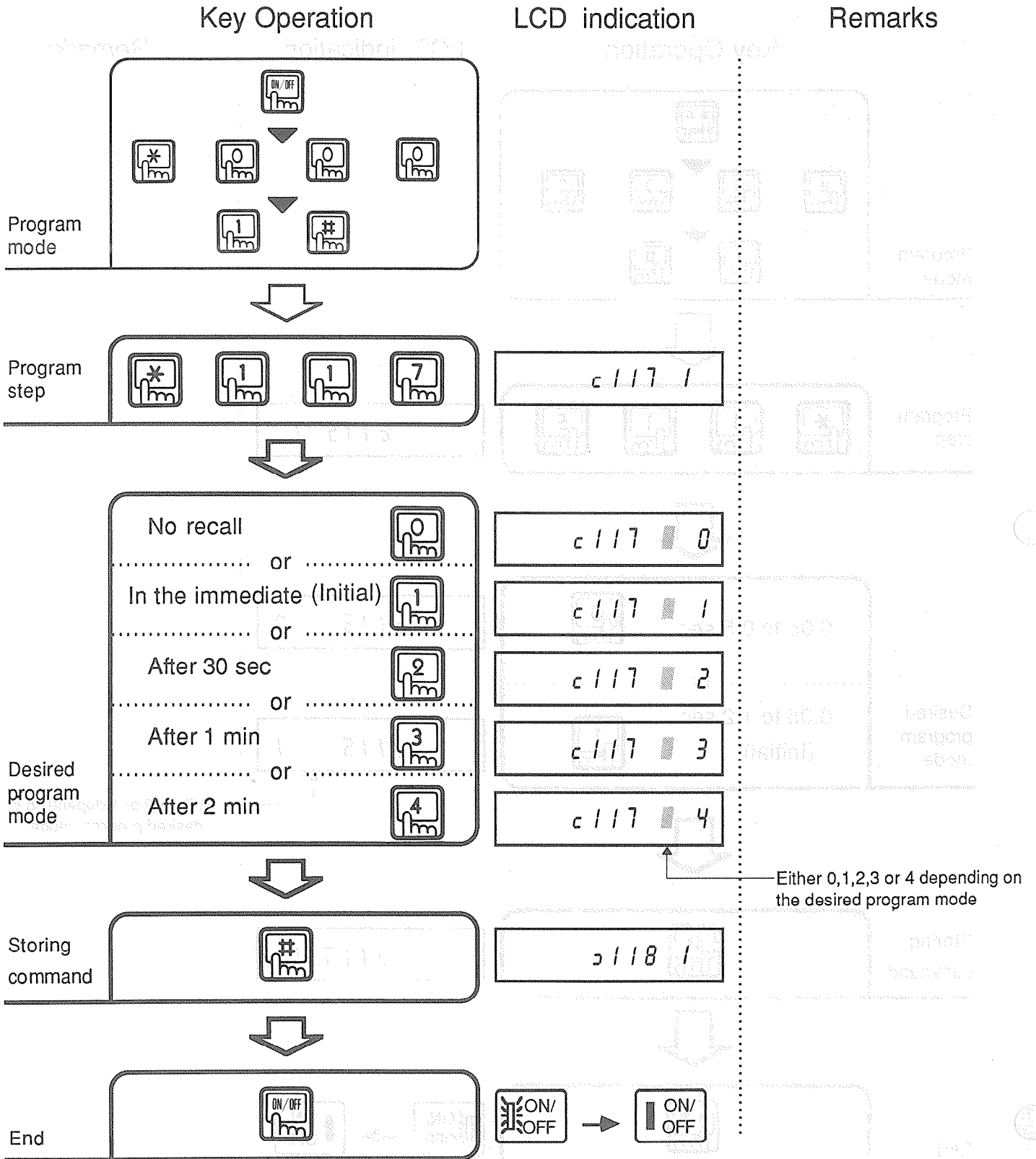
# Detection of SLT on-hooking

When you want to hold an outside line with SLT, press hook switch briefly.  
 If the hooking time is longer than the time which programmed, the phone line will be disconnected. If you do not use frequently hold function, this hooking time should be set to less than 0.5 second.



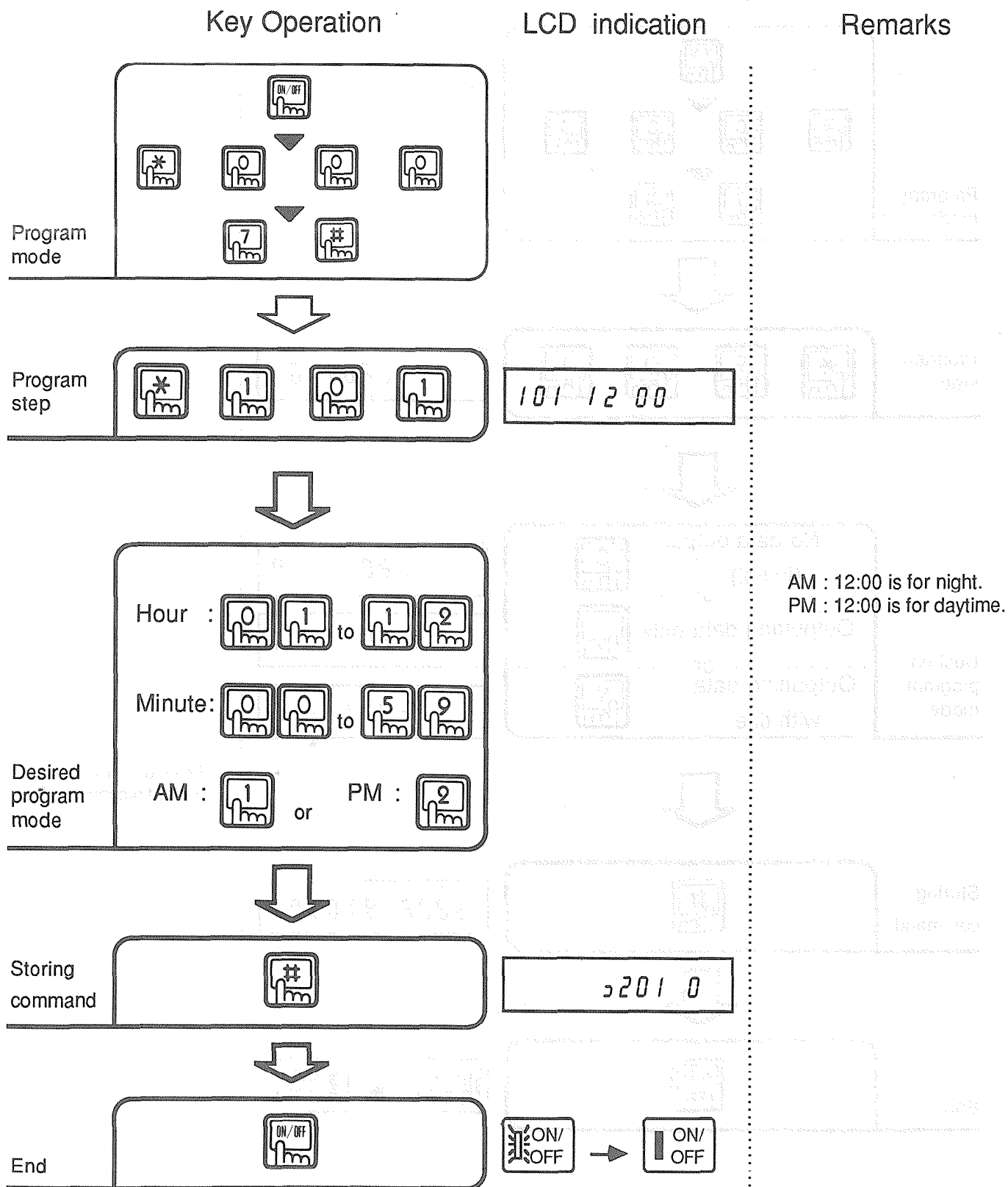
# Hold recall for DSS TEL

You can set a telephone so that a warning tone sounds once a certain period has elapsed after a call has been put on hold. Hold recall can be disabled, or set for immediately, 30 seconds, 1 minute or 2 minutes.



# Display time system setting

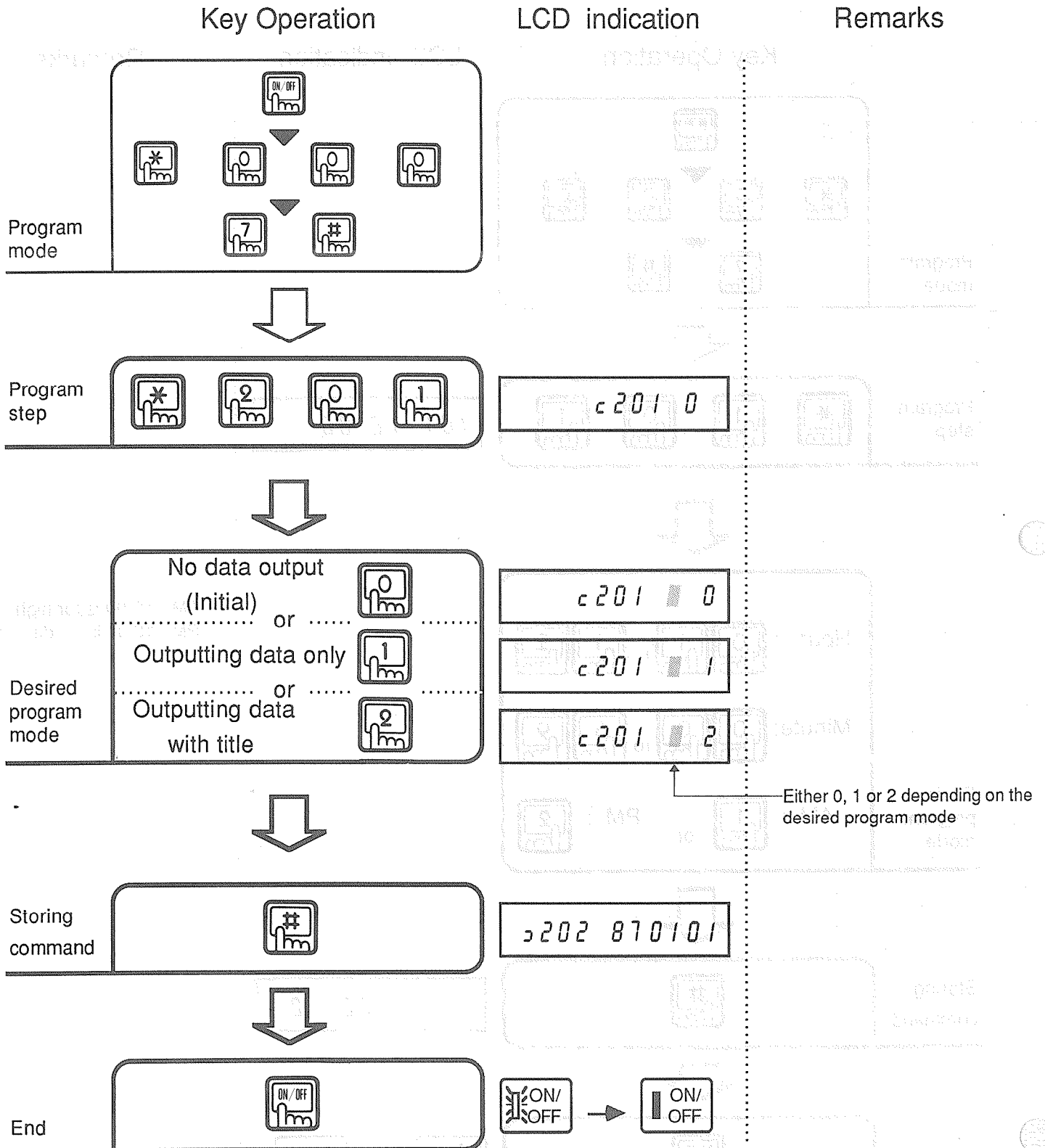
This feature is for setting the correct time for a key telephone with an LCD display.



# SMDR output

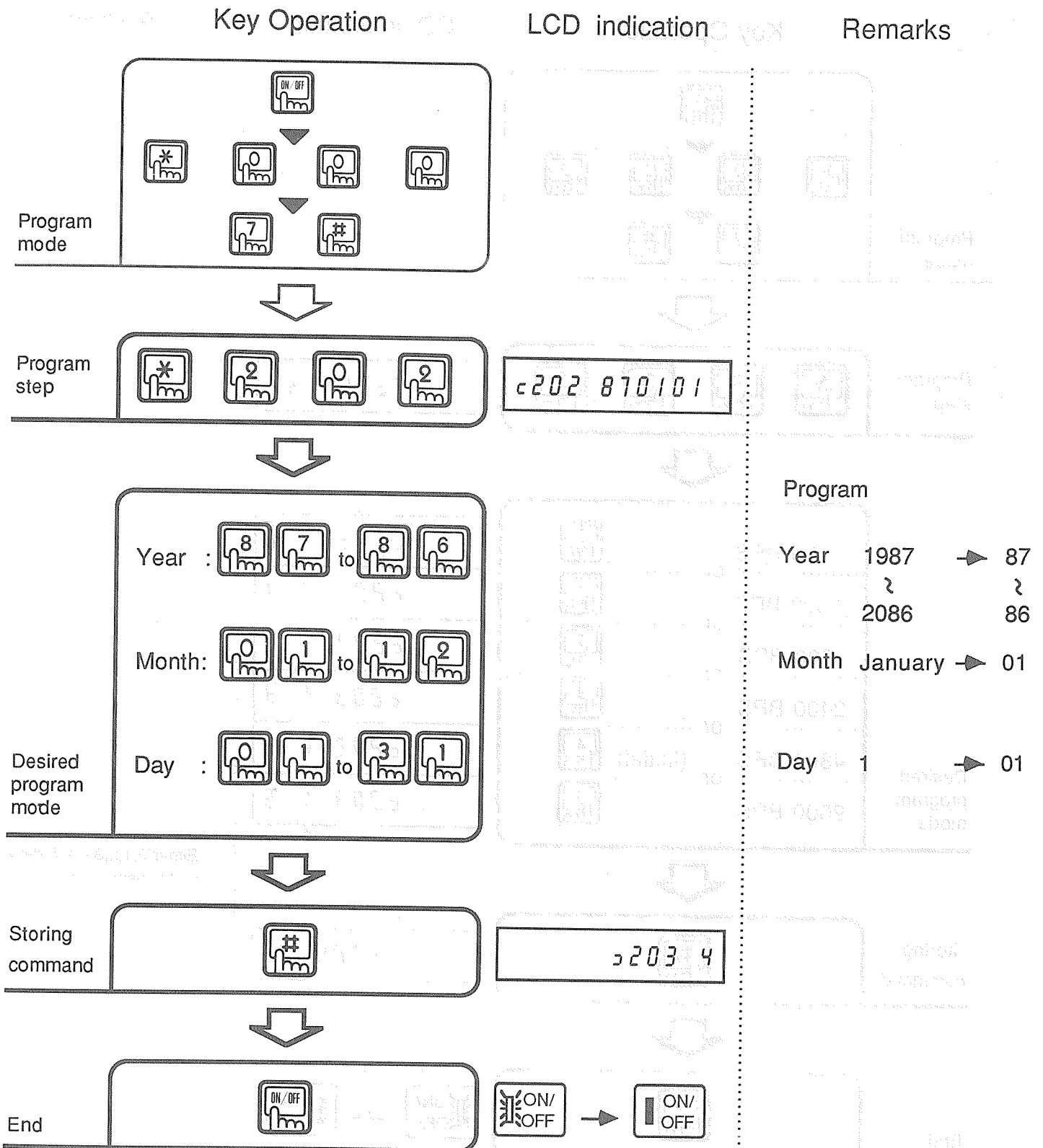
This feature is to program to output data onto the SMDR printer.  
 This is necessary when you want to notify the call record.

You can set for not outputting SMDR data, outputting the data with the title or outputting the data only.



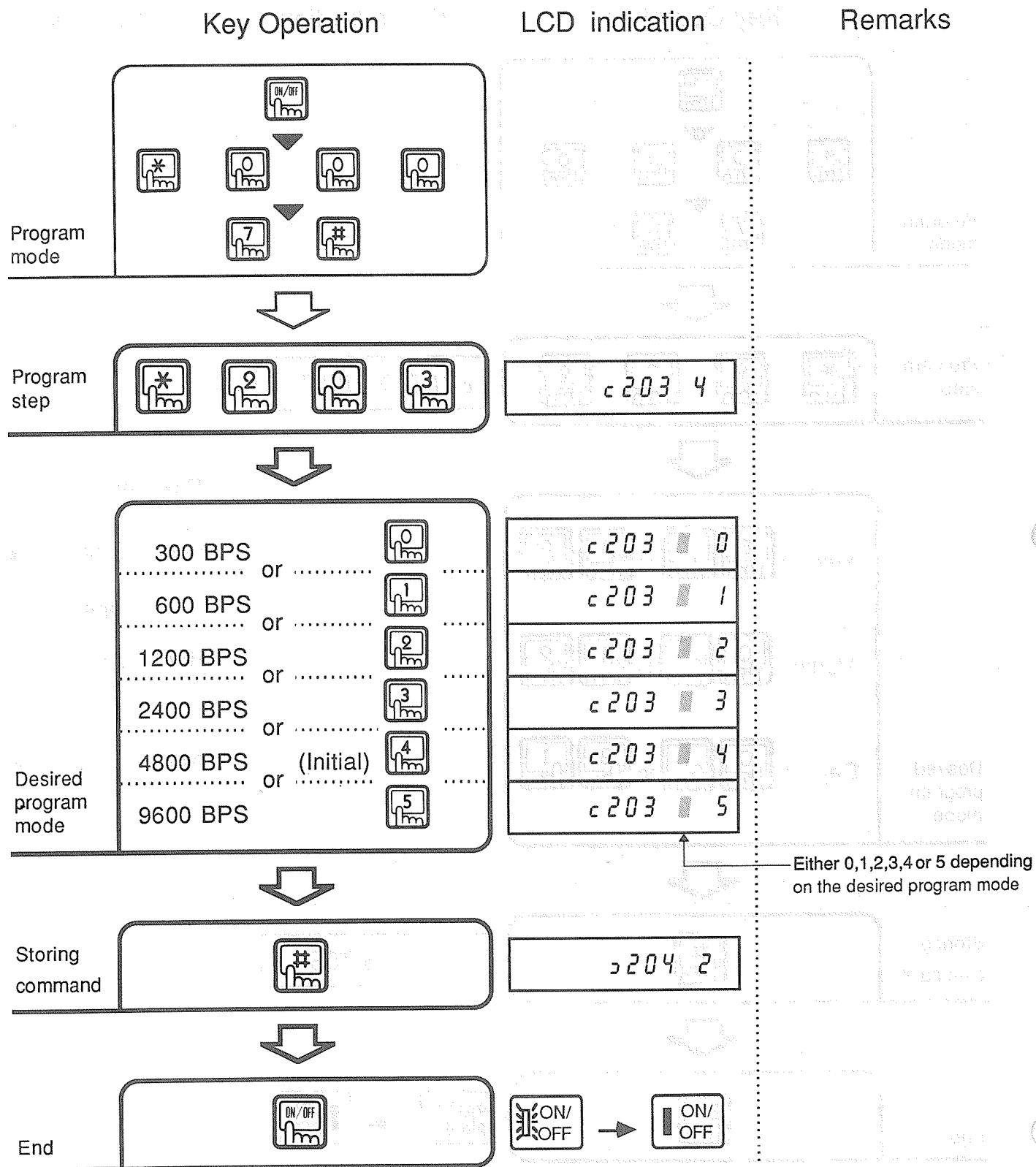
# SMDR YEAR, MONTH and DAY setting

This feature is to program to set Year / Month / Day as SMDR print data.



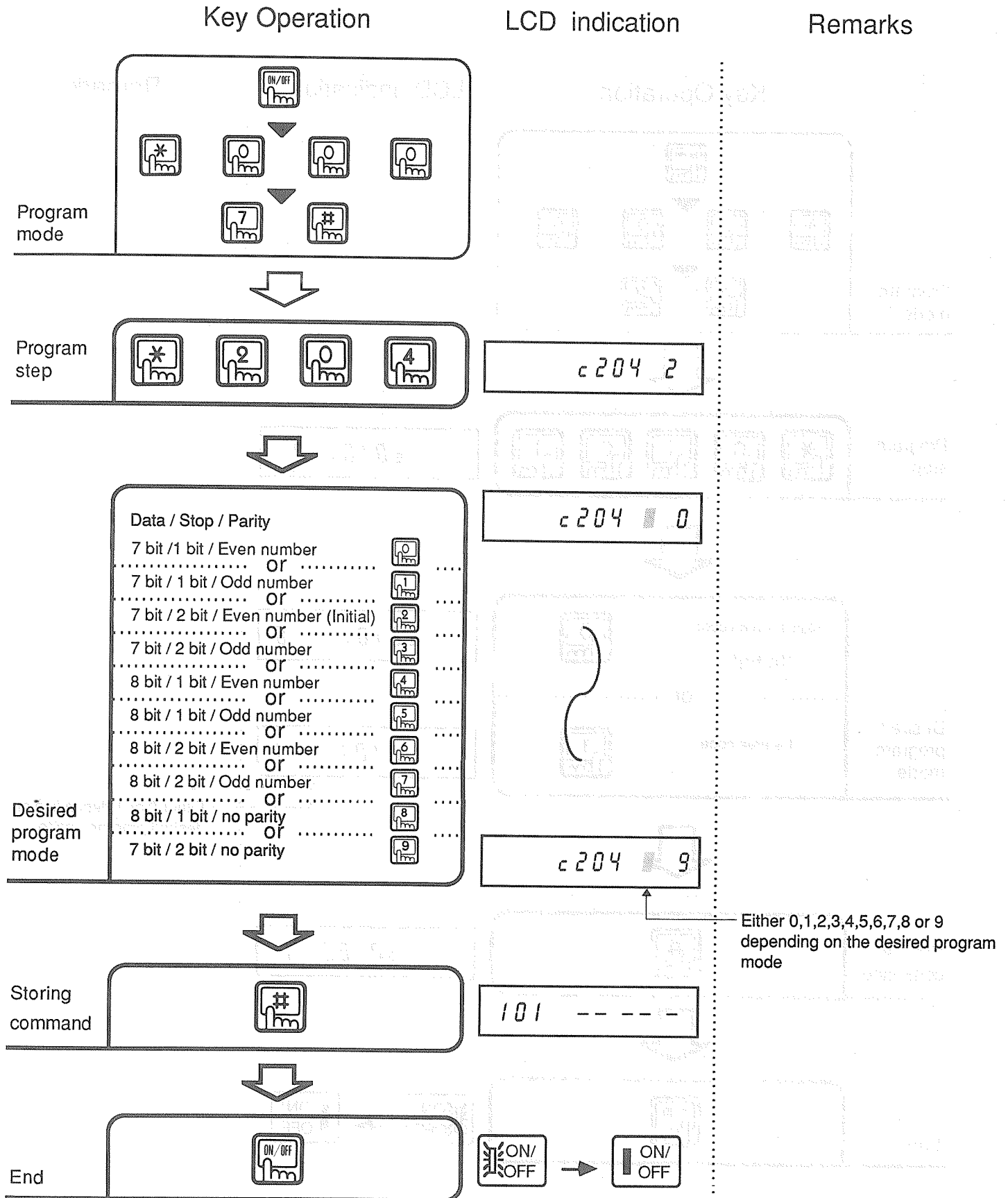
# SMDR baud rate setting

This feature is to program the baud rate of output data to the SMDR printer.



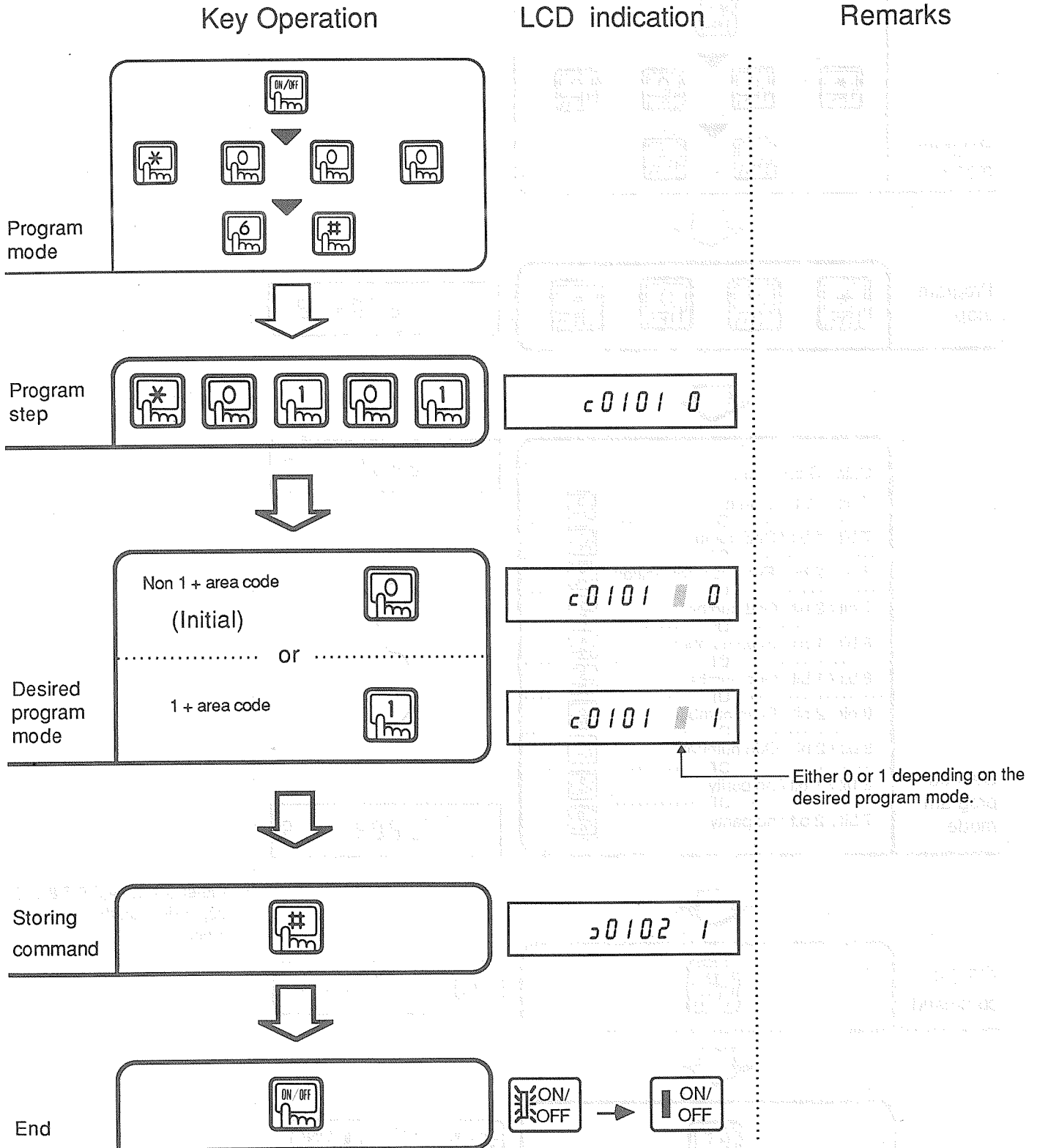
# SMDR frame configuration

This feature is to program the frame configuration of output data to the SMDR(Data length/ Stop bit length/ Parity check bit number).



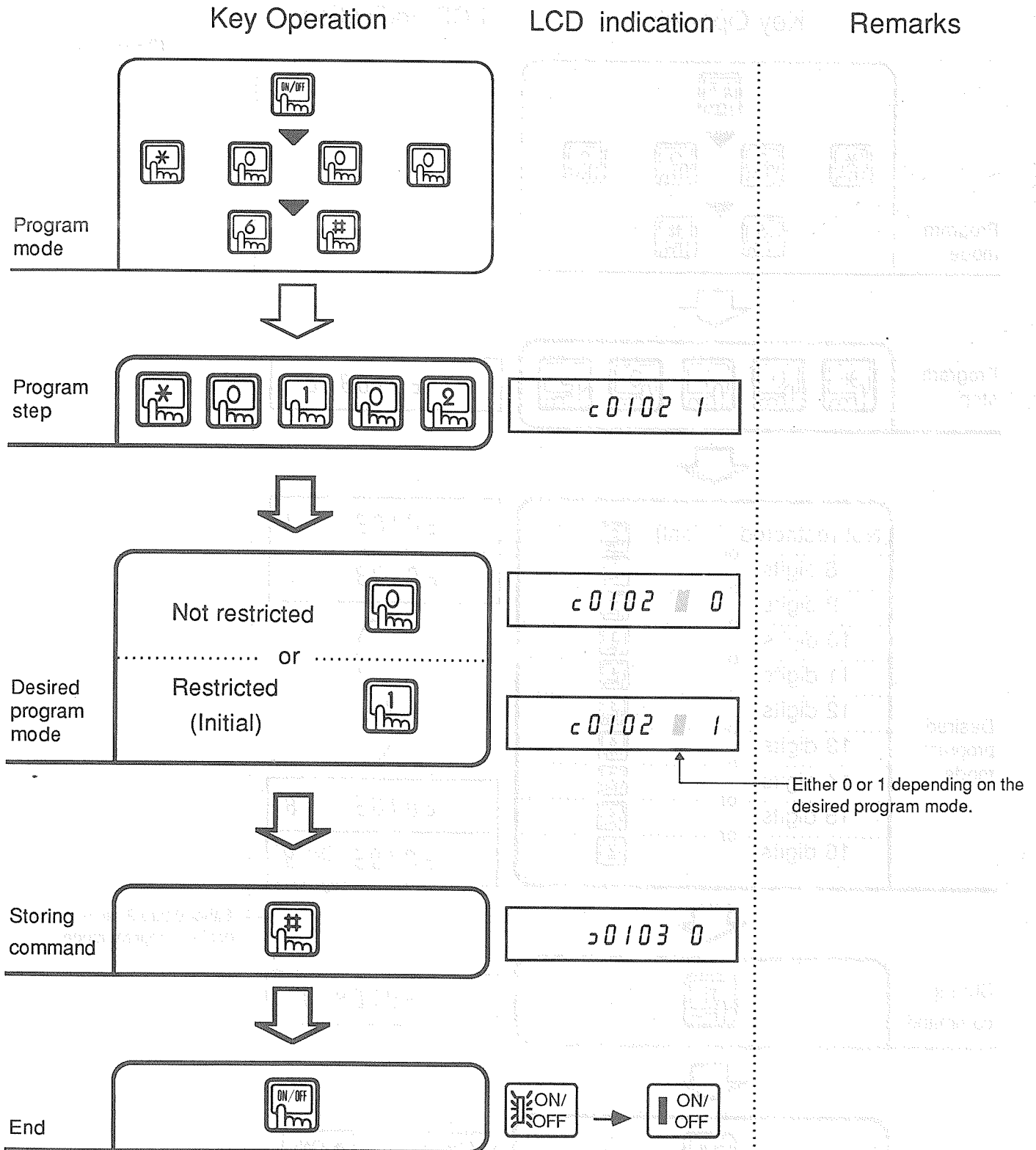
# Type of COL dialing

This program is required when the extension is set to outside dialing restriction classes 2 or 3. When you are making an outside call, it specifies whether or not the area requires "1" before dialing the number.



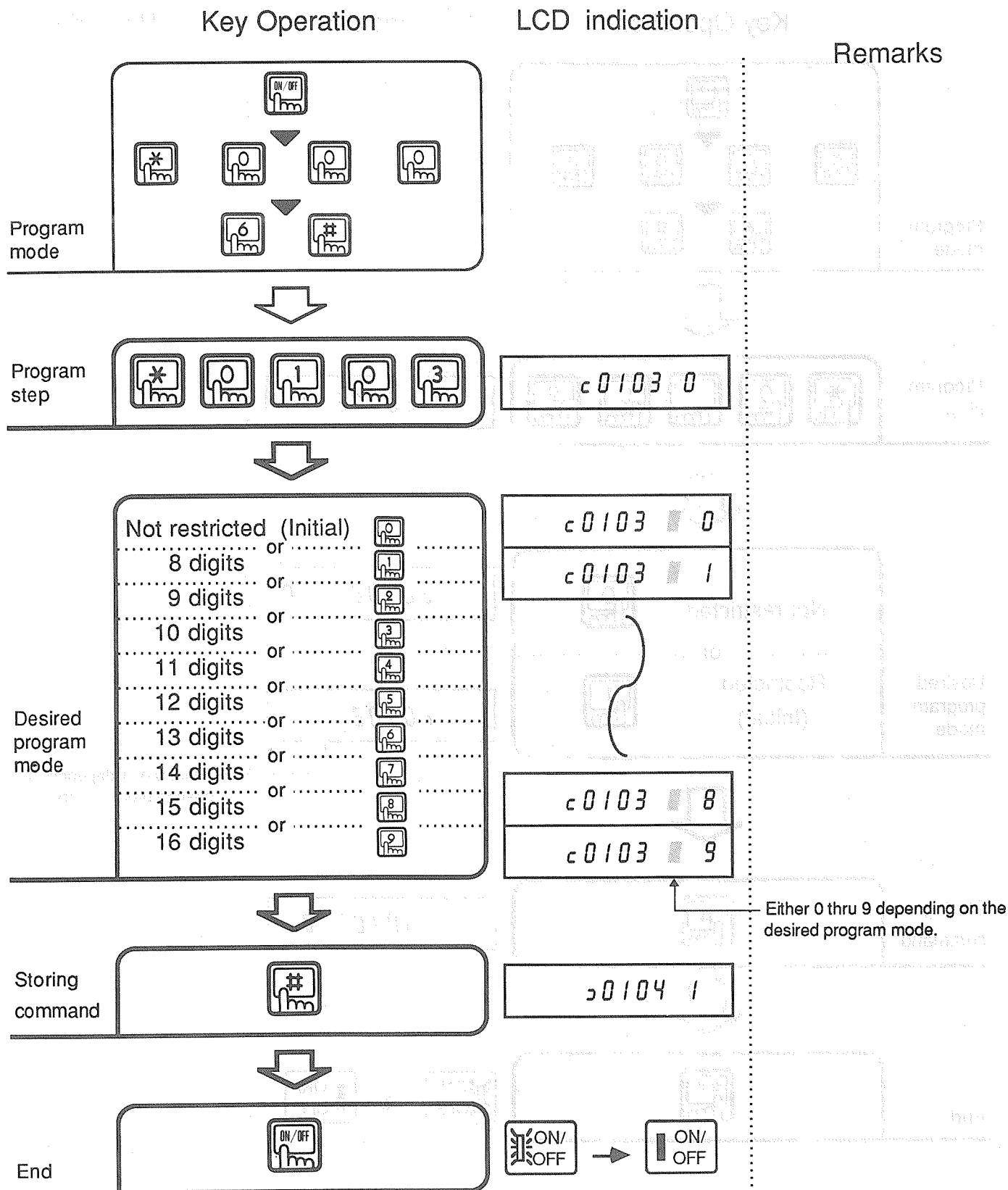
# \* and # restriction

In case of outside dialing restriction classes 2 and 3, calls can be restricted by inputting the \* or # key while dialing an outside line. The setting specifies whether there is to be a restriction or not.



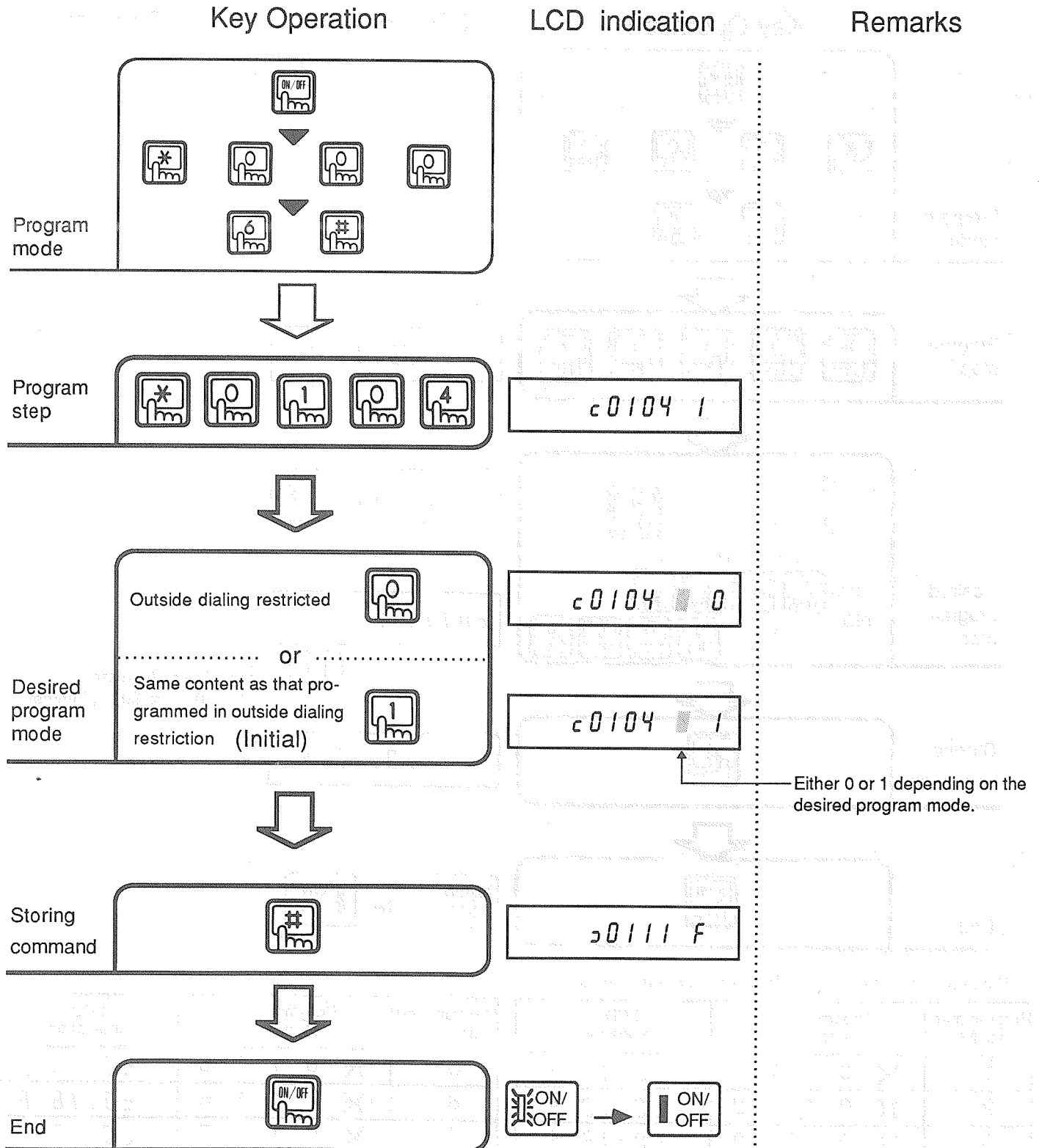
# Digit length restriction

In case of outside dialing restriction classes 2 and 3, you can restrict outside calls by the number of digits. The setting specifies the number of digits to be restricted.



# Incoming call restriction

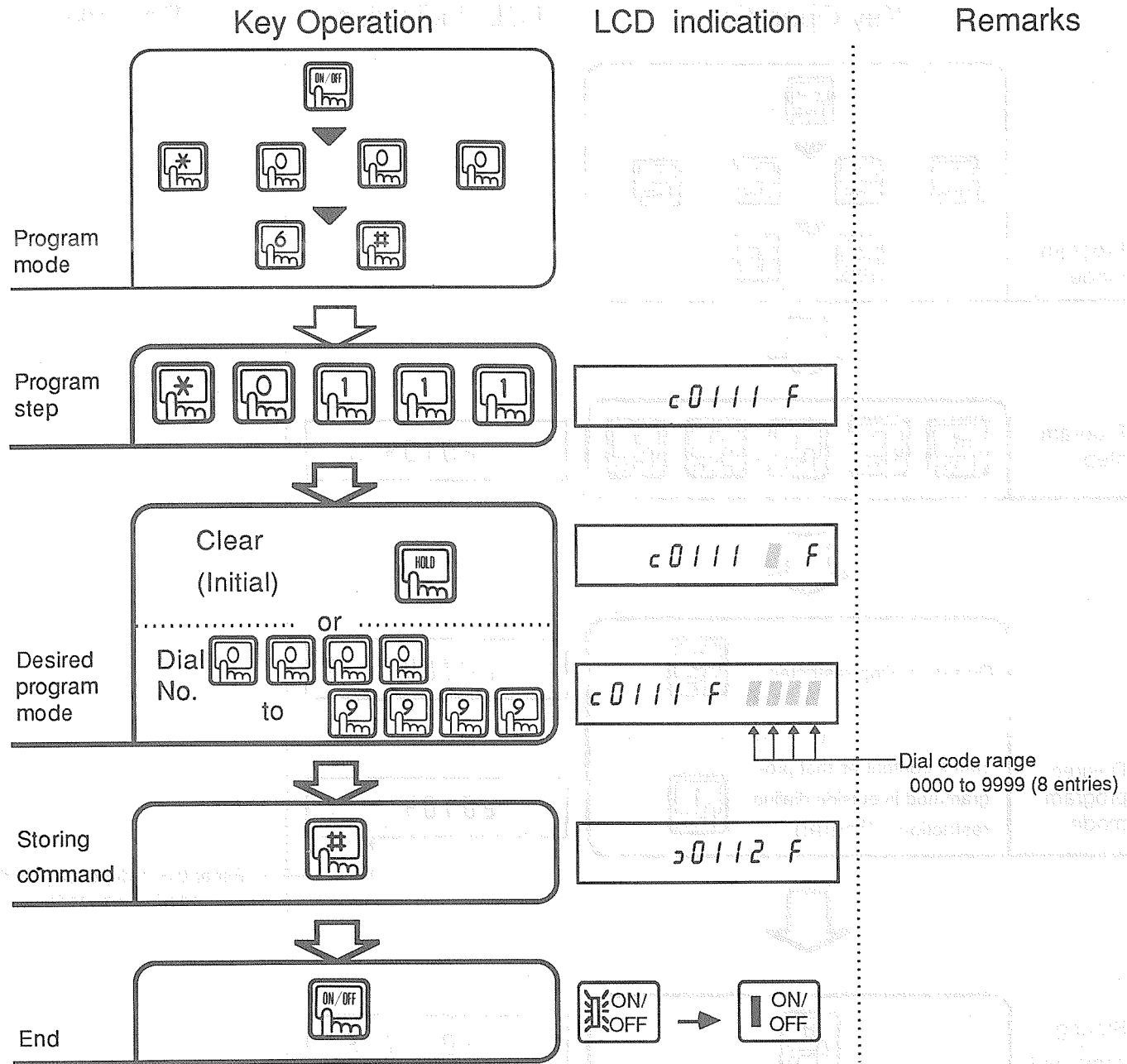
As with the outside dialing restriction class, you can also restrict outside calls being made on outside lines on which incoming calls are received. The setting specifies whether it is in accordance with the outside dialing restriction class or whether outside dialing is restricted.



# Override setting

Extensions which have outside dialing restriction class 2 or 3 restriction may dial some area codes (MAX.8) which can be allowed for long distance calls.

Example: programmed **1 2 0 1** to allow area code 201.



These program steps are made for each programmed dial.

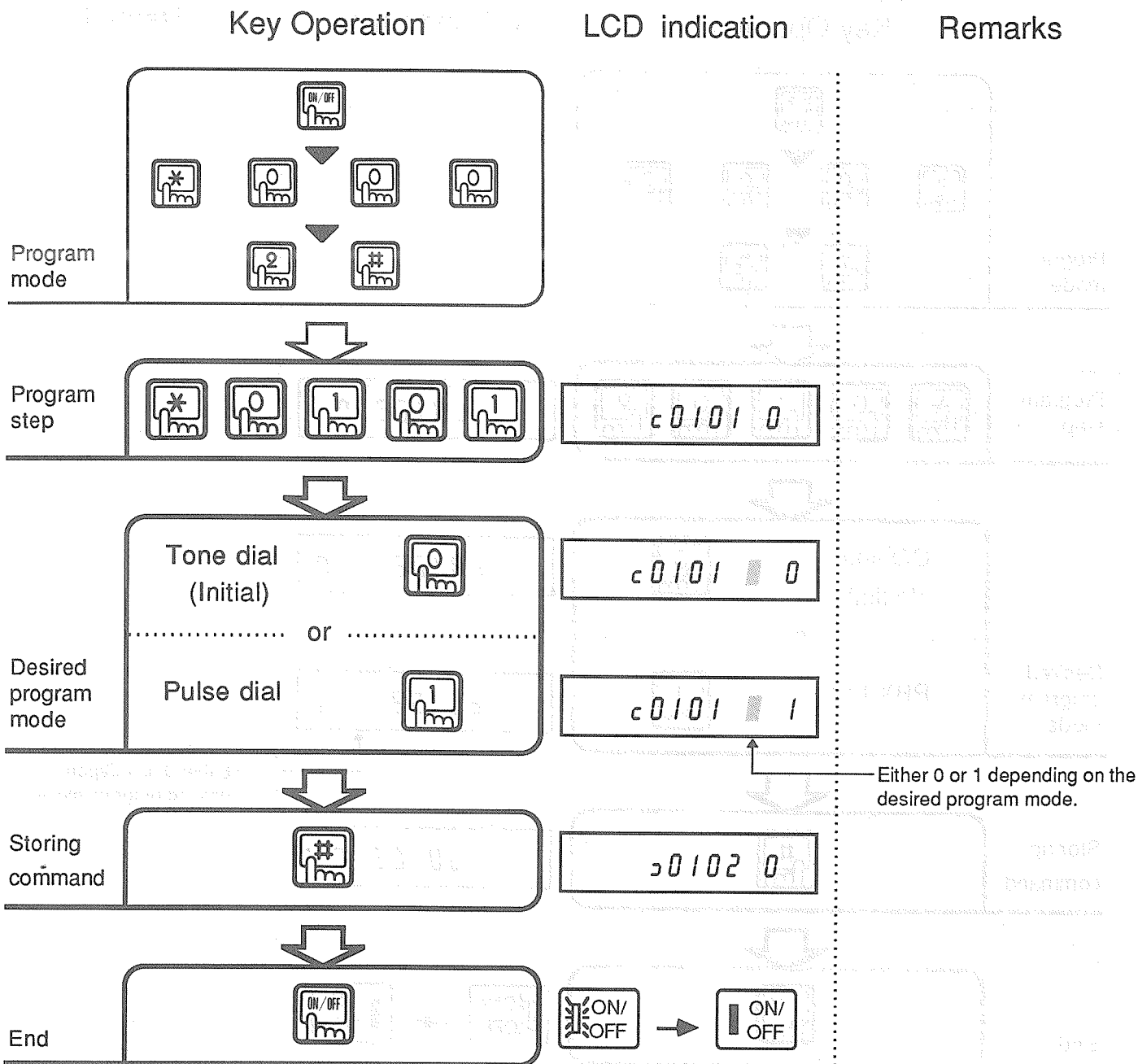
Programmed dial No.	Program step	LCD indication
1	* 0 1 1 1	c0111 F
2	* 0 1 1 2	c0112 F
3	* 0 1 1 3	c0113 F
4	* 0 1 1 4	c0114 F

Programmed dial No.	Program step	LCD indication
5	* 0 1 1 5	c0115 F
6	* 0 1 1 6	c0116 F
7	* 0 1 1 7	c0117 F
8	* 0 1 1 8	c0118 F

COL setting

Tone / Pulse dialing signal conversion

For outside calls, you can send out either by tone or pulse signal. This has to be matched with the dialing method for outside calls connected to the system.



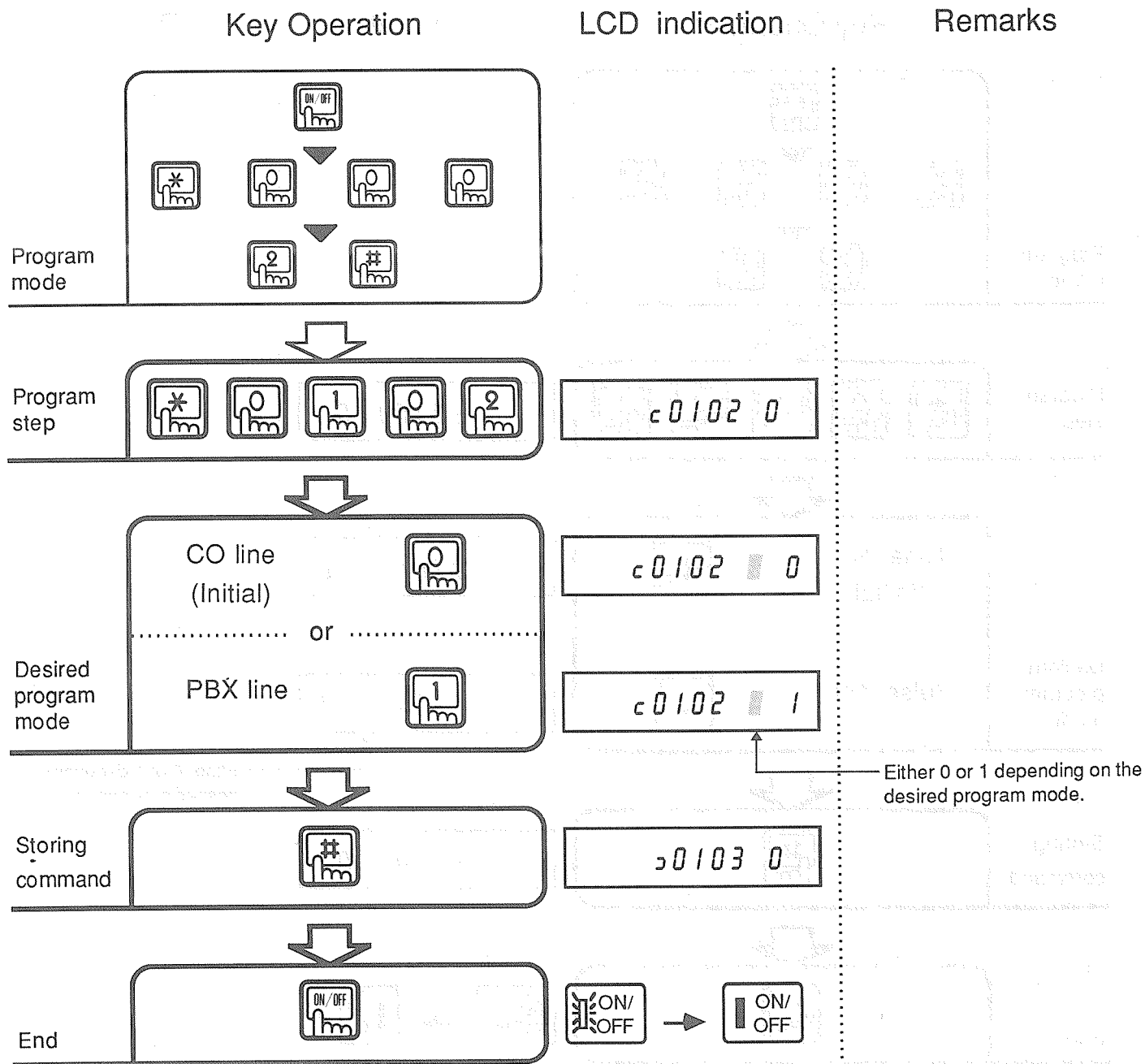
These program steps are made for each telephone line(COL).

COL	Program step	LCD indication
1	* 0 1 0 1	c 0101 0
2	* 0 2 0 1	c 0201 0
3	* 0 3 0 1	c 0301 0
4	* 0 4 0 1	c 0401 0

COL	Program step	LCD indication
5	* 0 5 0 1	c 0501 0
6	* 0 6 0 1	c 0601 0
?	?	?
12	* 1 2 0 1	c 1201 0

# CO line or PBX line

If the system is connected behind a PBX, this programming is required.  
This programming is for auto pause and toll restriction setting.



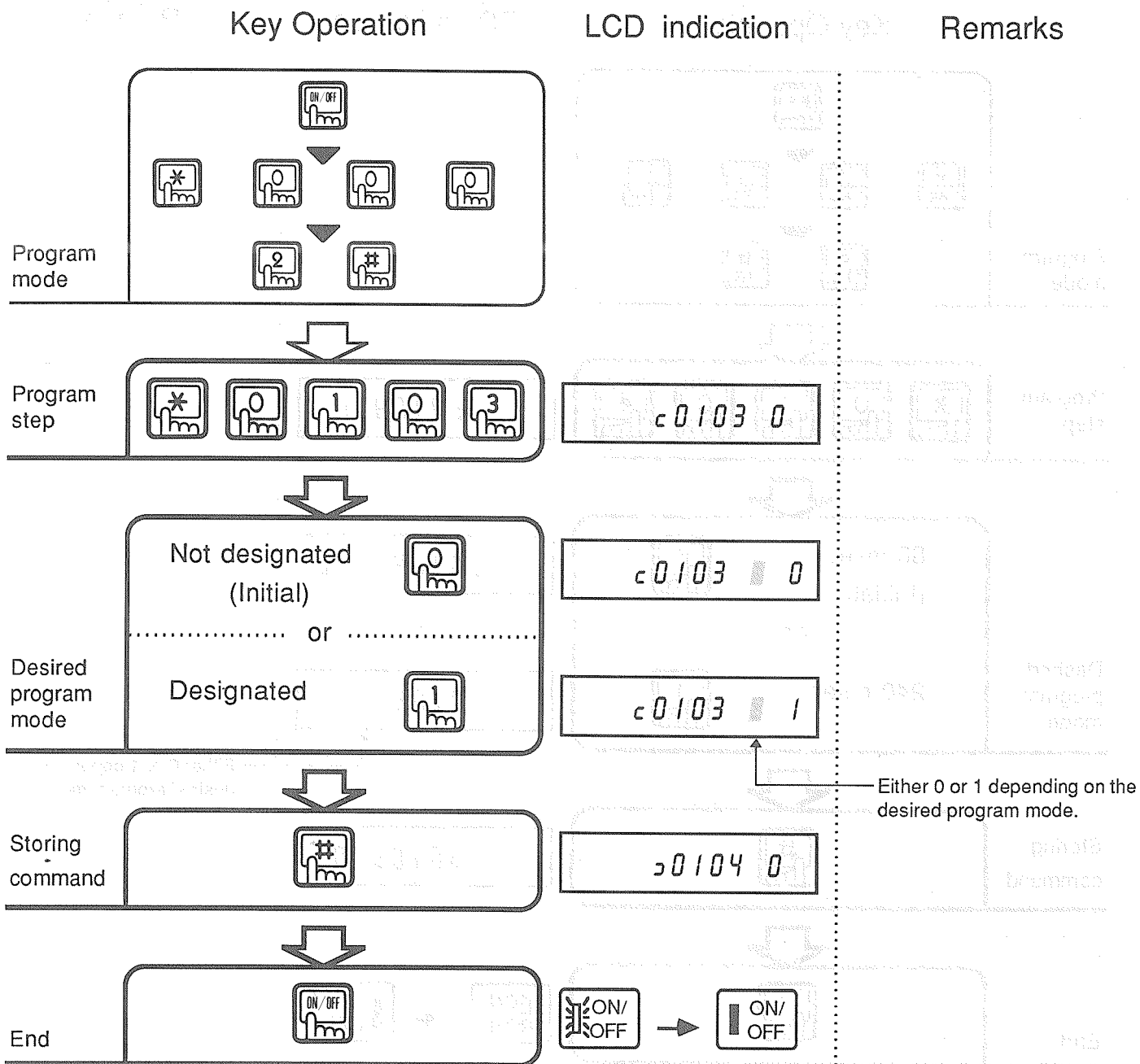
These program steps are made for each telephone line(COL).

COL	Program step	LCD indication	COL	Program step	LCD indication
1	* 0 1 0 2	c 0102 0	5	* 0 5 0 2	c 0502 0
2	* 0 2 0 2	c 0202 0	6	* 0 6 0 2	c 0602 0
3	* 0 3 0 2	c 0302 0	?	?	?
4	* 0 4 0 2	c 0402 0	12	* 1 2 0 2	c 1202 0

# Automatic outside line selection group

You can have an outside line which is connected automatically from SLT.  
 This outside line being not used can be selected automatically by pressing dial key 9.  
 This will be set whether the outside line is automatically selected or not.  
 This feature can be also used by the key telephone.

NOTE: When you use this feature, set program and cut the jumper line at the inside of KSU(See page 18).



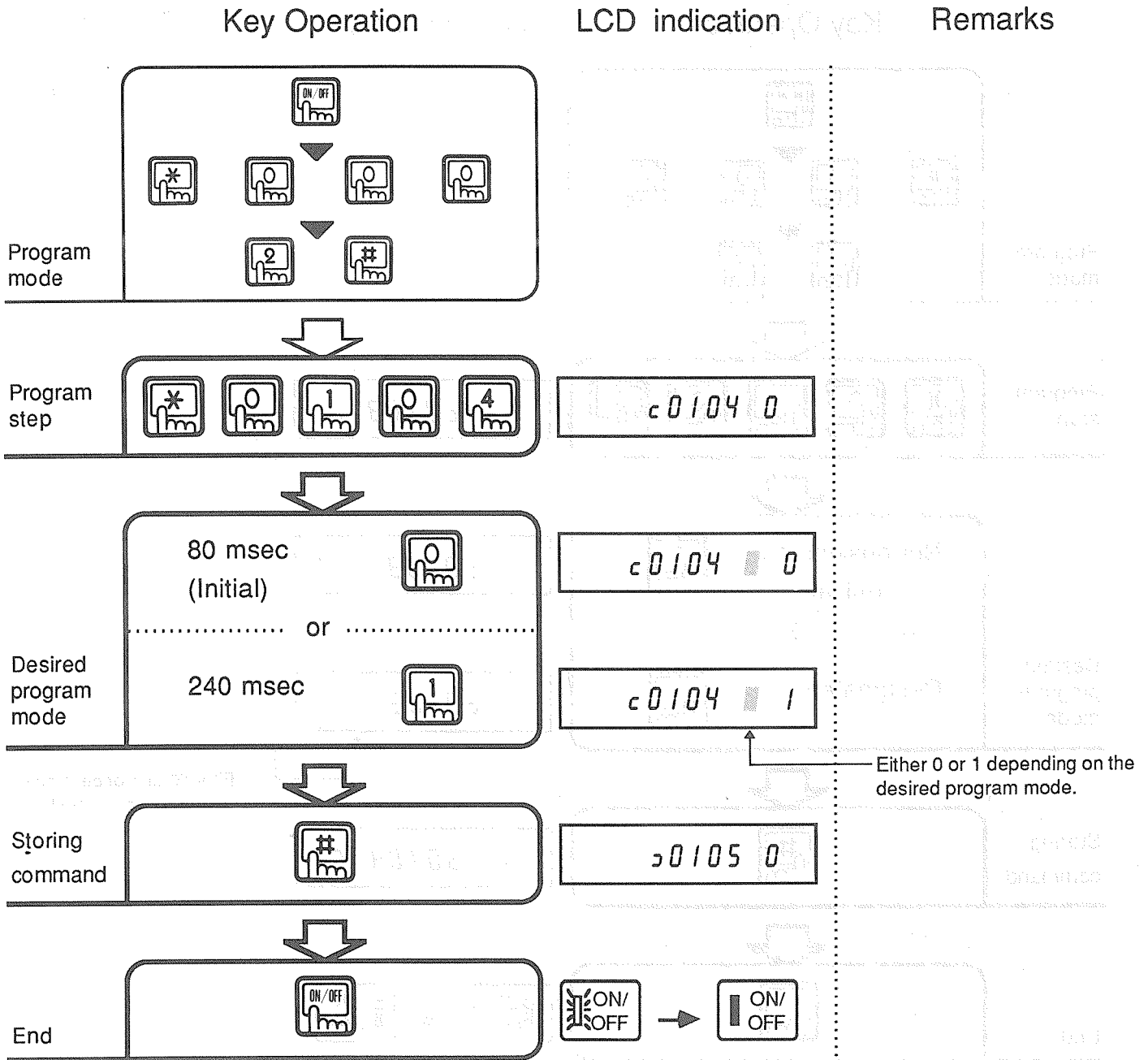
These program steps are made for each telephone line(COL).

COL	Program step	LCD indication
1	* 0 1 0 3	c 0 1 0 3 0
2	* 0 2 0 3	c 0 2 0 3 0
3	* 0 3 0 3	c 0 3 0 3 0
4	* 0 4 0 3	c 0 4 0 3 0

COL	Program step	LCD indication
5	* 0 5 0 3	c 0 5 0 3 0
6	* 0 6 0 3	c 0 6 0 3 0
?	?	?
12	* 1 2 0 3	c 1 2 0 3 0

# Length of DTMF signals

If mis-dialing is sometimes made while tone dialing, change the tone duration time to 240 m sec. When you have MCI or Sprint lines, and if you wish to use BANK account balance service, set to 240 m sec.



Either 0 or 1 depending on the desired program mode.

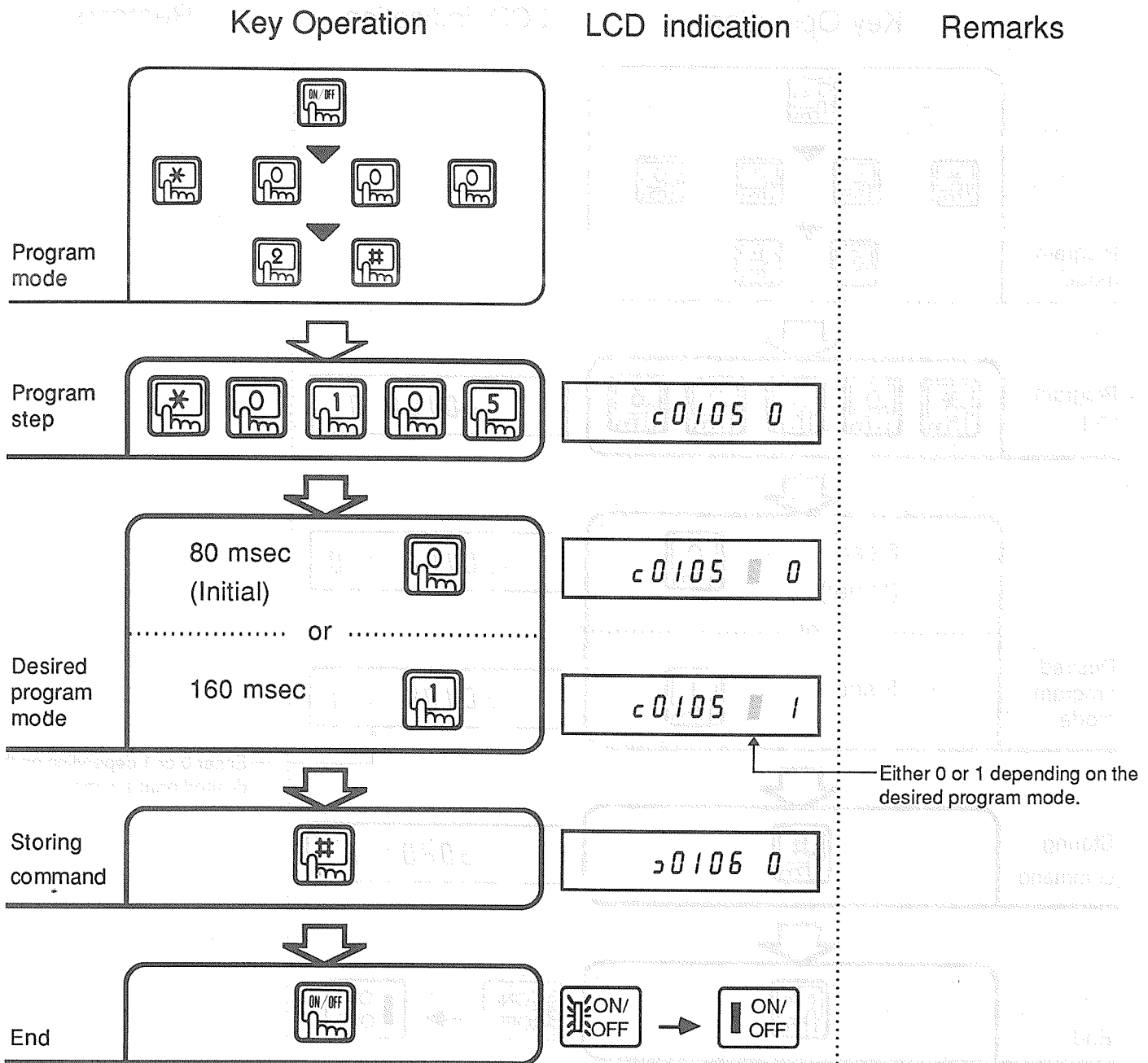
These program steps are made for each telephone line(COL).

COL	Program step	LCD indication
1	* 0 1 0 4	c 0104 0
2	* 0 2 0 4	c 0204 0
3	* 0 3 0 4	c 0304 0
4	* 0 4 0 4	c 0404 0

COL	Program step	LCD indication
5	* 0 5 0 4	c 0504 0
6	* 0 6 0 4	c 0604 0
?	?	?
12	* 1 2 0 4	c 1204 0

# Minimum pause

You can change the minimum pause for the tone dialing signal. If you cannot dial at initial set (80 m sec), specify 160 m sec. The minimum pause is the pause time between tone dialing signal and another tone dialing signal.

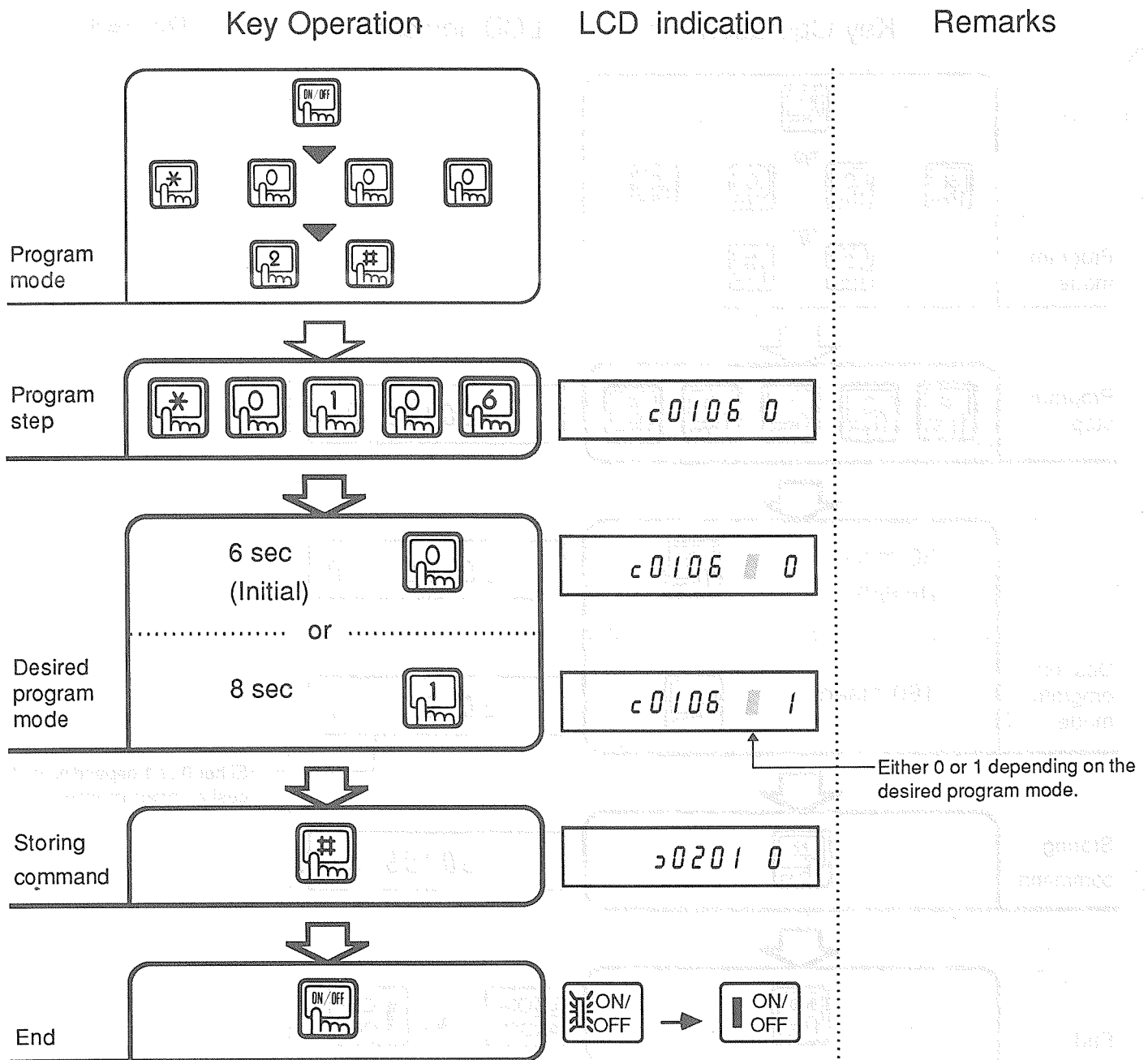


These program steps are made for each telephone line(COL).

COL	Program step	LCD indication	COL	Program step	LCD indication
1	* 0 1 0 5	c 0105 0	5	* 0 5 0 5	c 0505 0
2	* 0 2 0 5	c 0205 0	6	* 0 6 0 5	c 0605 0
3	* 0 3 0 5	c 0305 0	?	?	?
4	* 0 4 0 5	c 0405 0	12	* 1 2 0 5	c 1205 0

# Ring detection time

If you have a problem of incoming ring signal like that the first ring is normal but second does not ring, you need to set it to 8 seconds as your incoming ring cycle is more than 6 seconds.



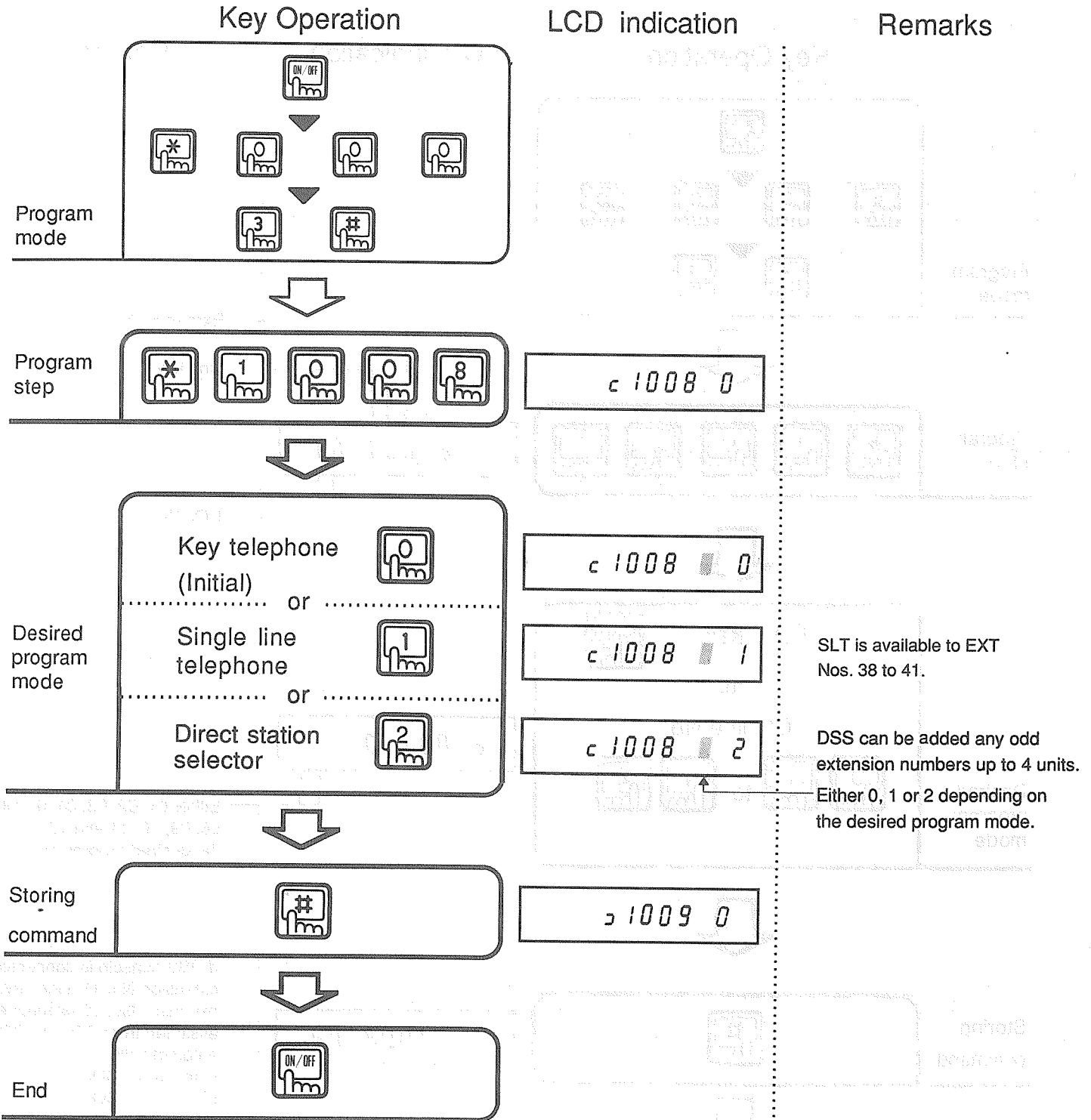
These program steps are made for each telephone line(COL).

COL	Program step	LCD indication
1	* 0 1 0 6	c 0106 0
2	* 0 2 0 6	c 0206 0
3	* 0 3 0 6	c 0306 0
4	* 0 4 0 6	c 0406 0

COL	Program step	LCD indication
5	* 0 5 0 6	c 0506 0
6	* 0 6 0 6	c 0606 0
?	?	?
12	* 1 2 0 6	c 1206 0

Telephone type

You can also connect a AT & T 2500 type (DTMF) single line telephone to the system in addition to the key telephone. The setting specifies whether it is a key telephone, single line telephone for extensions 38 to 41 or direct station selector for any odd extension numbers up to 4 units. When you use single line telephones, the optional SLT card is necessary to KSU.



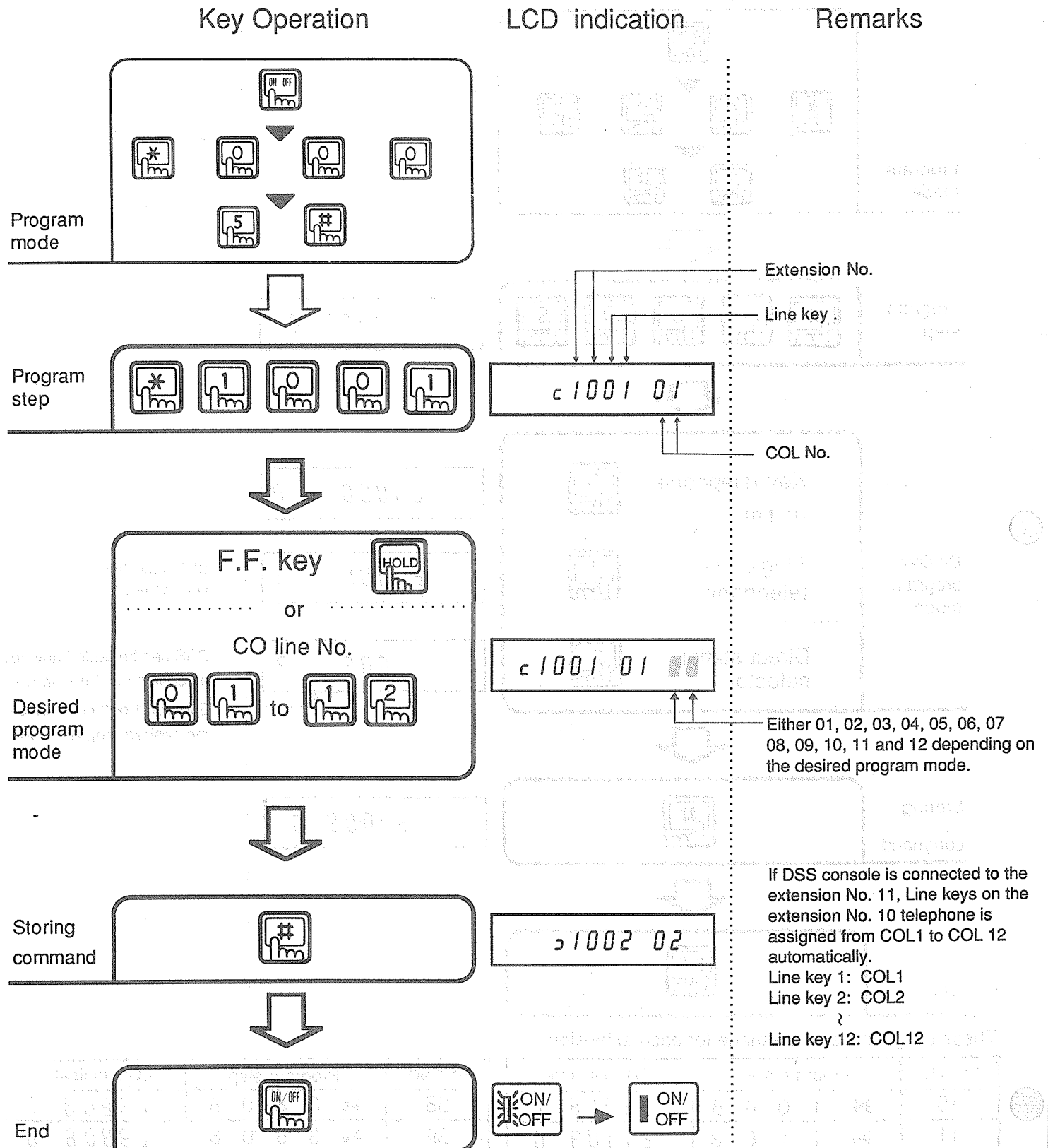
These program steps are made for each extension

EXT NO.	Program step	LCD indication
10	* 1 0 0 8	c 1008 0
11	* 1 1 0 8	c 1108 0
∴	∴	∴
37	* 3 7 0 8	c 3708 0

EXT NO.	Program step	LCD indication
38	* 3 8 0 8	c 3808 0
39	* 3 9 0 8	c 3908 0
40	* 4 0 0 8	c 4008 0
41	* 4 1 0 8	c 4108 0

# Line key assign

You can set any of the line numbers from 01 to 12 on Line/FF key with two digits.



For EXT. No. 10

Line key	Program step	LCD indication
1	✖ 1 0 0 1	c 1001 01
2	✖ 1 0 0 2	c 1002 02
3	✖ 1 0 0 3	c 1003 03
4	✖ 1 0 0 4	c 1004 04
5	✖ 1 0 0 5	c 1005 05
6	✖ 1 0 0 6	c 1006 06
7	✖ 1 0 0 7	c 1007 07
8	✖ 1 0 0 8	c 1008 08
9	✖ 1 0 0 9	c 1009 09
10	✖ 1 0 1 0	c 1010 10
11	✖ 1 0 1 1	c 1011 11
12	✖ 1 0 1 2	c 1012 12

For EXT. No. 13

Line key	Program step	LCD indication
1	✖ 1 3 0 1	c 1301 01
2	✖ 1 3 0 2	c 1302 02
3	✖ 1 3 0 3	c 1303 03
4	✖ 1 3 0 4	c 1304 04
5	✖ 1 3 0 5	c 1305 05
6	✖ 1 3 0 6	c 1306 06
7	✖ 1 3 0 7	c 1307 07
8	✖ 1 3 0 8	c 1308 08
9	✖ 1 3 0 9	c 1309 09
10	✖ 1 3 1 0	c 1310 10
11	✖ 1 3 1 1	c 1311 11
12	✖ 1 3 1 2	c 1312 12

For EXT. No.11

Line key	Program step	LCD indication
1	✖ 1 1 0 1	c 1101 01
2	✖ 1 1 0 2	c 1102 02
3	✖ 1 1 0 3	c 1103 03
4	✖ 1 1 0 4	c 1104 04
5	✖ 1 1 0 5	c 1105 05
6	✖ 1 1 0 6	c 1106 06
7	✖ 1 1 0 7	c 1107 07
8	✖ 1 1 0 8	c 1108 08
9	✖ 1 1 0 9	c 1109 09
10	✖ 1 1 1 0	c 1110 10
11	✖ 1 1 1 1	c 1111 11
12	✖ 1 1 1 2	c 1112 12

For EXT. No.14

Line key	Program step	LCD indication
1	✖ 1 4 0 1	c 1401 01
2	✖ 1 4 0 2	c 1402 02
3	✖ 1 4 0 3	c 1403 03
4	✖ 1 4 0 4	c 1404 04
5	✖ 1 4 0 5	c 1405 05
6	✖ 1 4 0 6	c 1406 06
7	✖ 1 4 0 7	c 1407 07
8	✖ 1 4 0 8	c 1408 08
9	✖ 1 4 0 9	c 1409 09
10	✖ 1 4 1 0	c 1410 10
11	✖ 1 4 1 1	c 1411 11
12	✖ 1 4 1 2	c 1412 12

For EXT. No.12

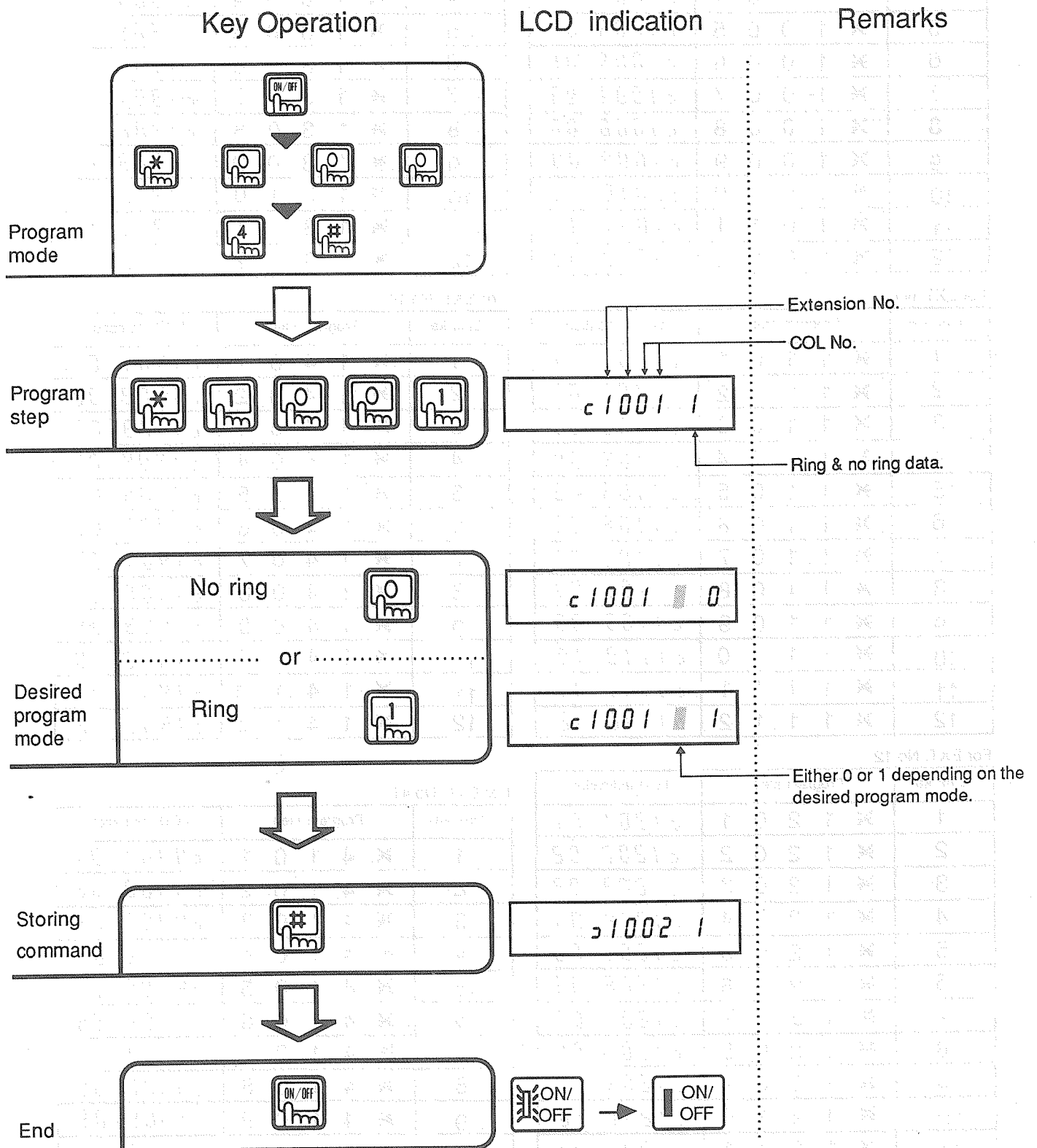
Line key	Program step	LCD indication
1	✖ 1 2 0 1	c 1201 01
2	✖ 1 2 0 2	c 1202 02
3	✖ 1 2 0 3	c 1203 03
4	✖ 1 2 0 4	c 1204 04
5	✖ 1 2 0 5	c 1205 05
6	✖ 1 2 0 6	c 1206 06
7	✖ 1 2 0 7	c 1207 07
8	✖ 1 2 0 8	c 1208 08
9	✖ 1 2 0 9	c 1209 09
10	✖ 1 2 1 0	c 1210 10
11	✖ 1 2 1 1	c 1211 11
12	✖ 1 2 1 2	c 1212 12

For EXT. No.41

Line key	Program step	LCD indication
1	✖ 4 1 0 1	c 4101 01
2	✖ 4 1 0 2	c 4102 02
3	✖ 4 1 0 3	c 4103 03
4	✖ 4 1 0 4	c 4104 04
5	✖ 4 1 0 5	c 4105 05
6	✖ 4 1 0 6	c 4106 06
7	✖ 4 1 0 7	c 4107 07
8	✖ 4 1 0 8	c 4108 08
9	✖ 4 1 0 9	c 4109 09
10	✖ 4 1 1 0	c 4110 10
11	✖ 4 1 1 1	c 4111 11
12	✖ 4 1 1 2	c 4112 12

# Incoming call ringing

You can set it so that it will ring when COL incoming signal is received. The setting specifies whether it will ring or not.



For EXT. No. 10

COL	Program step	LCD indication
1	* 1 0 0 1	c 1001 1
2	* 1 0 0 2	c 1002 1
3	* 1 0 0 3	c 1003 1
4	* 1 0 0 4	c 1004 1
5	* 1 0 0 5	c 1005 1
6	* 1 0 0 6	c 1006 1
7	* 1 0 0 7	c 1007 1
8	* 1 0 0 8	c 1008 1
9	* 1 0 0 9	c 1009 1
10	* 1 0 1 0	c 1010 1
11	* 1 0 1 1	c 1011 1
12	* 1 0 1 2	c 1012 1

For EXT. No. 13

COL	Program step	LCD indication
1	* 1 3 0 1	c 1301 0
2	* 1 3 0 2	c 1302 0
3	* 1 3 0 3	c 1303 0
4	* 1 3 0 4	c 1304 0
5	* 1 3 0 5	c 1305 0
6	* 1 3 0 6	c 1306 0
7	* 1 3 0 7	c 1307 0
8	* 1 3 0 8	c 1308 0
9	* 1 3 0 9	c 1309 0
10	* 1 3 1 0	c 1310 0
11	* 1 3 1 1	c 1311 0
12	* 1 3 1 2	c 1312 0

For EXT. No. 11

COL	Program step	LCD indication
1	* 1 1 0 1	c 1101 0
2	* 1 1 0 2	c 1102 0
3	* 1 1 0 3	c 1103 0
4	* 1 1 0 4	c 1104 0
5	* 1 1 0 5	c 1105 0
6	* 1 1 0 6	c 1106 0
7	* 1 1 0 7	c 1107 0
8	* 1 1 0 8	c 1108 0
9	* 1 1 0 9	c 1109 0
10	* 1 1 1 0	c 1110 0
11	* 1 1 1 1	c 1111 0
12	* 1 1 1 2	c 1112 0

For EXT. No. 14

COL	Program step	LCD indication
1	* 1 4 0 1	c 1401 0
2	* 1 4 0 2	c 1402 0
3	* 1 4 0 3	c 1403 0
4	* 1 4 0 4	c 1404 0
5	* 1 4 0 5	c 1405 0
6	* 1 4 0 6	c 1406 0
7	* 1 4 0 7	c 1407 0
8	* 1 4 0 8	c 1408 0
9	* 1 4 0 9	c 1409 0
10	* 1 4 1 0	c 1410 0
11	* 1 4 1 1	c 1411 0
12	* 1 4 1 2	c 1412 0

For EXT. No. 12

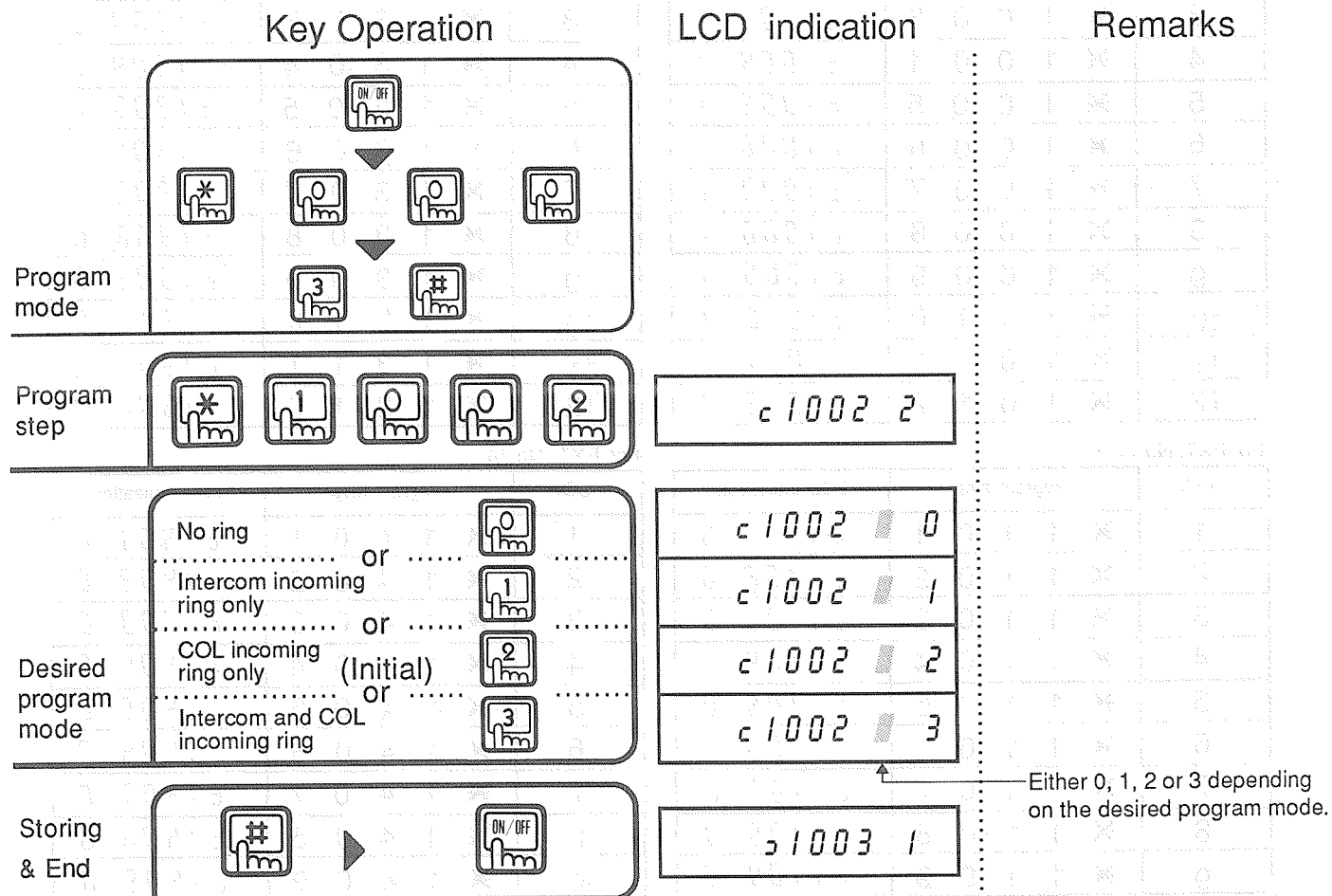
COL	Program step	LCD indication
1	* 1 2 0 1	c 1201 0
2	* 1 2 0 2	c 1202 0
3	* 1 2 0 3	c 1203 0
4	* 1 2 0 4	c 1204 0
5	* 1 2 0 5	c 1205 0
6	* 1 2 0 6	c 1206 0
7	* 1 2 0 7	c 1207 0
8	* 1 2 0 8	c 1208 0
9	* 1 2 0 9	c 1209 0
10	* 1 2 1 0	c 1210 0
11	* 1 2 1 1	c 1211 0
12	* 1 2 1 2	c 1212 0

For EXT. No. 41

COL	Program step	LCD indication
1	* 4 1 0 1	c 4101 0
2	* 4 1 0 2	c 4102 0
3	* 4 1 0 3	c 4103 0
4	* 4 1 0 4	c 4104 0
5	* 4 1 0 5	c 4105 0
6	* 4 1 0 6	c 4106 0
7	* 4 1 0 7	c 4107 0
8	* 4 1 0 8	c 4108 0
9	* 4 1 0 9	c 4109 0
10	* 4 1 1 0	c 4110 0
11	* 4 1 1 1	c 4111 0
12	* 4 1 1 2	c 4112 0

## Off-hook signaling

You can have a signal produced through the speaker when incoming calls are received while you are talking on the telephone. The setting specifies how the incoming intercom and outside calls are to be dealt with.



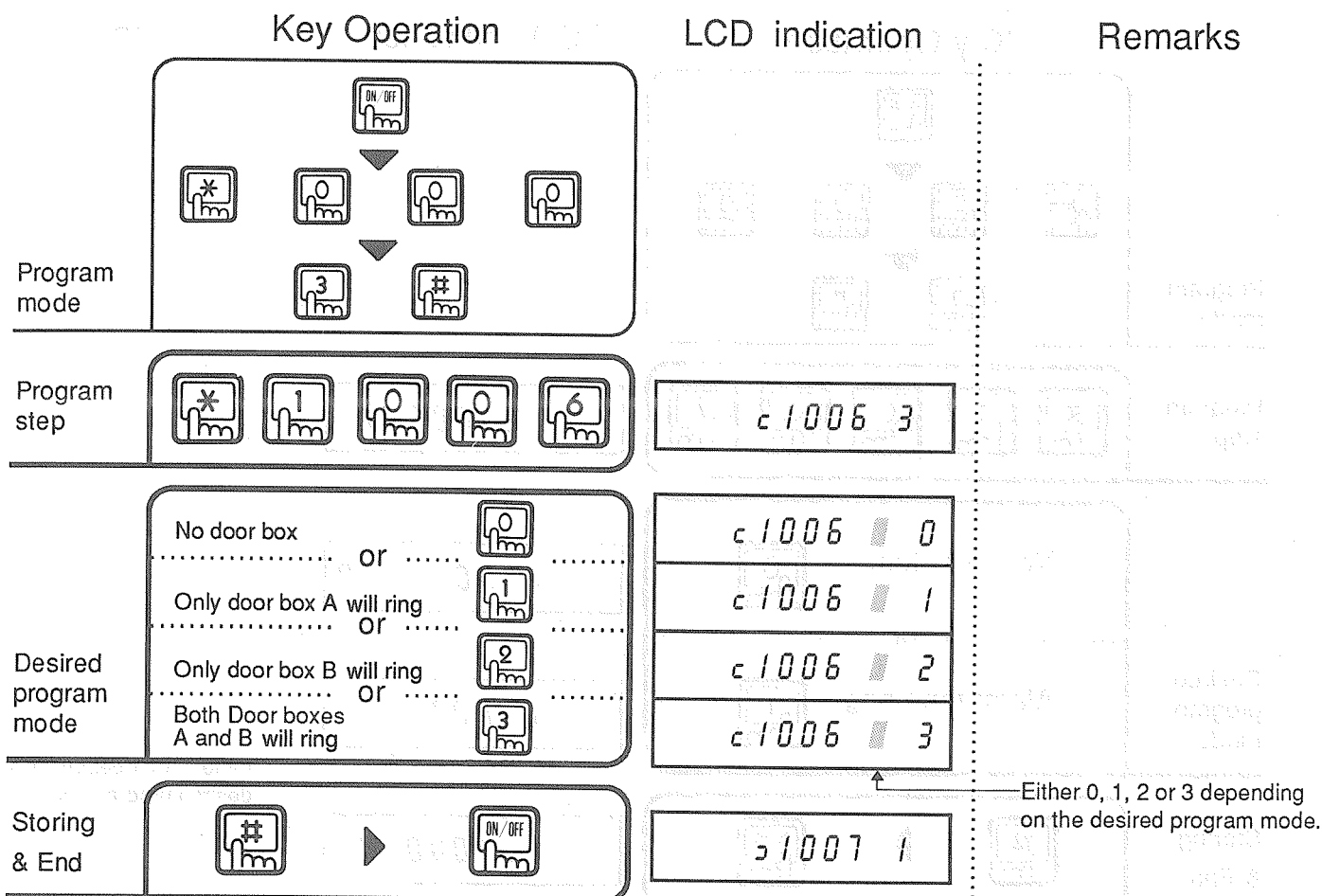
These program steps are made for each extension

EXT NO.	Program step	LCD indication
10	* 1 0 0 2	c 1002 2
11	* 1 1 0 2	c 1102 2
12	* 1 2 0 2	c 1202 2
13	* 1 3 0 2	c 1302 2
14	* 1 4 0 2	c 1402 2
15	* 1 5 0 2	c 1502 2
16	* 1 6 0 2	c 1602 2
17	* 1 7 0 2	c 1702 2
18	* 1 8 0 2	c 1802 2
19	* 1 9 0 2	c 1902 2
20	* 2 0 0 2	c 2002 2
21	* 2 1 0 2	c 2102 2

EXT NO.	Program step	LCD indication
22	* 2 2 0 2	c 2202 2
23	* 2 3 0 2	c 2302 2
24	* 2 4 0 2	c 2402 2
25	* 2 5 0 2	c 2502 2
26	* 2 6 0 2	c 2602 2
27	* 2 7 0 2	c 2702 2
28	* 2 8 0 2	c 2802 2
29	* 2 9 0 2	c 2902 2
30	* 3 0 0 2	c 3002 2
31	* 3 1 0 2	c 3102 2
?	?	?
41	* 4 1 0 2	c 4102 2

# Door box call

You can receive calls from the door boxes, when they are connected to the system, having specified how these calls are to be received from door boxes A and B.



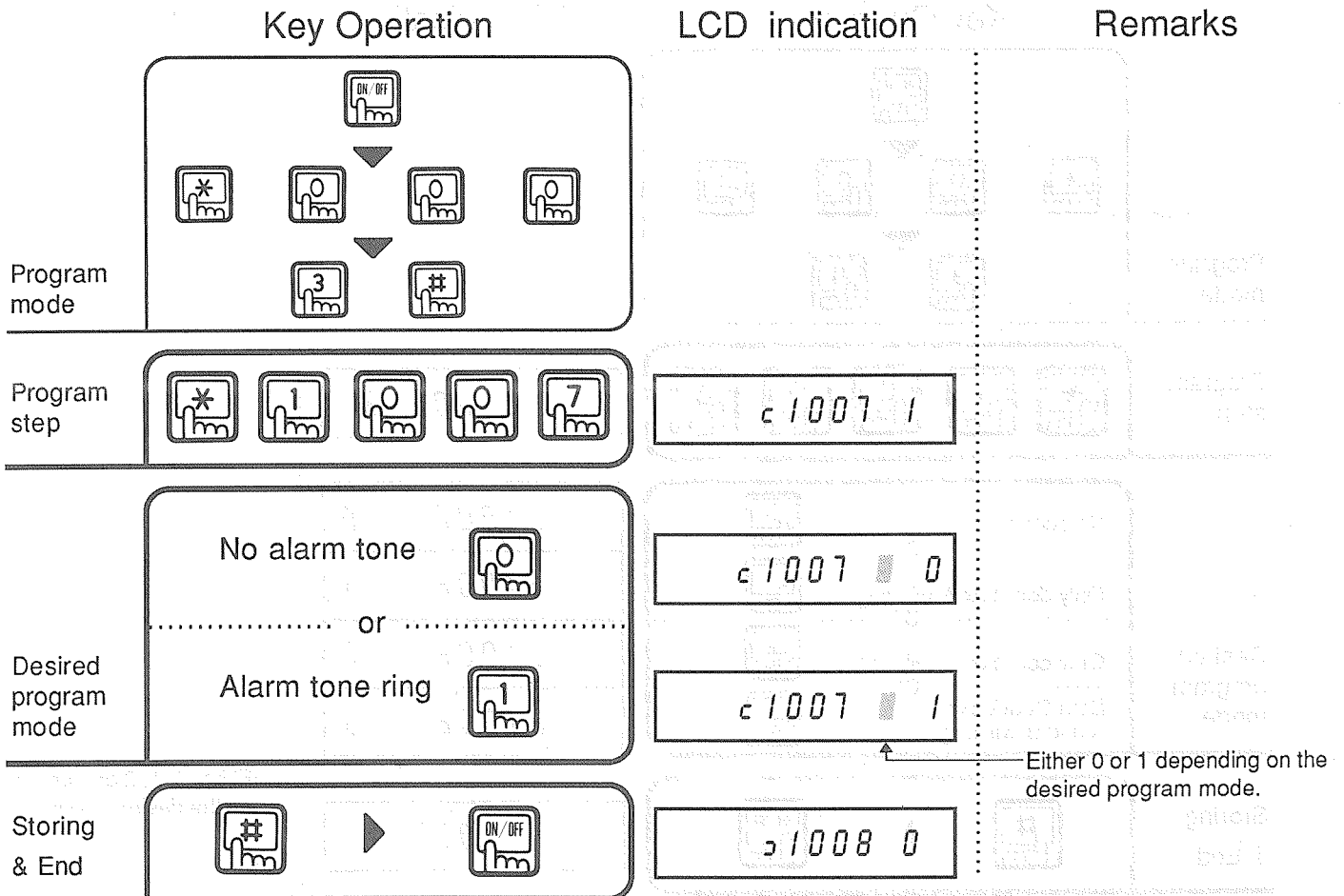
These program steps are made for each extension

EXT NO.	Program step	LCD indication
10	* 1 0 0 6	c 1006 3
11	* 1 1 0 6	c 1106 3
12	* 1 2 0 6	c 1206 3
13	* 1 3 0 6	c 1306 3
14	* 1 4 0 6	c 1406 3
15	* 1 5 0 6	c 1506 3
16	* 1 6 0 6	c 1606 3
17	* 1 7 0 6	c 1706 3
18	* 1 8 0 6	c 1806 3
19	* 1 9 0 6	c 1906 3
20	* 2 0 0 6	c 2006 3
21	* 2 1 0 6	c 2106 3

EXT NO.	Program step	LCD indication
22	* 2 2 0 6	c 2206 3
23	* 2 3 0 6	c 2306 3
24	* 2 4 0 6	c 2406 3
25	* 2 5 0 6	c 2506 3
26	* 2 6 0 6	c 2606 0
27	* 2 7 0 6	c 2706 0
28	* 2 8 0 6	c 2806 0
29	* 2 9 0 6	c 2906 0
30	* 3 0 0 6	c 3006 0
31	* 3 1 0 6	c 3106 0
?	?	?
41	* 4 1 0 6	c 4106 0

## Sensor ringing

You can receive an alarm from the sensor, when the sensor is connected to the system. The setting specifies whether to receive the alarm and have it sound through the speaker or not.



These program steps are made for each extension

EXT NO.	Program step	LCD indication
10	* 1 0 0 7	c 1007 1
11	* 1 1 0 7	c 1107 0
-12	* 1 2 0 7	c 1207 0
13	* 1 3 0 7	c 1307 0
14	* 1 4 0 7	c 1407 0
15	* 1 5 0 7	c 1507 0
16	* 1 6 0 7	c 1607 0
17	* 1 7 0 7	c 1707 0
18	* 1 8 0 7	c 1807 0
19	* 1 9 0 7	c 1907 0
20	* 2 0 0 7	c 2007 0
21	* 2 1 0 7	c 2107 0

EXT NO.	Program step	LCD indication
22	* 2 2 0 7	c 2207 0
23	* 2 3 0 7	c 2307 0
24	* 2 4 0 7	c 2407 0
25	* 2 5 0 7	c 2507 0
26	* 2 6 0 7	c 2607 0
27	* 2 7 0 7	c 2707 0
28	* 2 8 0 7	c 2807 0
29	* 2 9 0 7	c 2907 0
30	* 3 0 0 7	c 3007 0
31	* 3 1 0 7	c 3107 0
?	?	?
41	* 4 1 0 7	c 4107 0

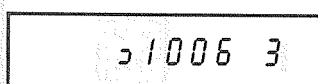
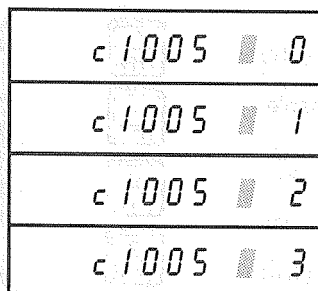

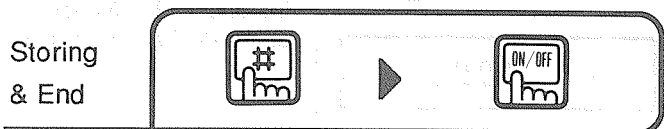
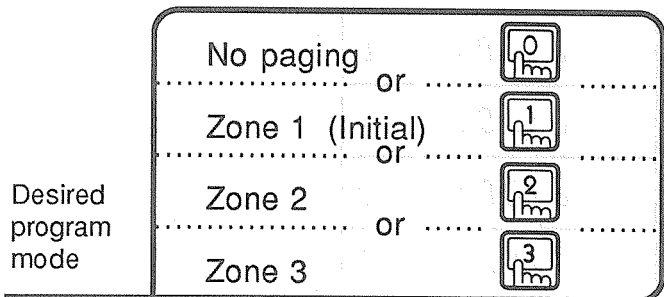
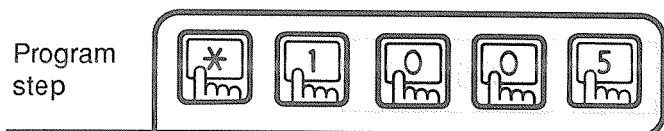
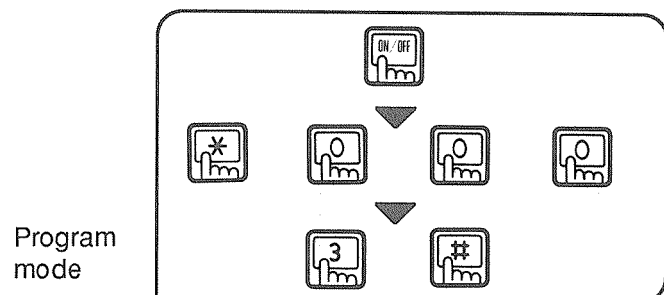
# Zone paging

Zones can be paged separately. The setting specifies to which zone each telephone belongs. Also, Zone 3 can be used for external paging.

## Key Operation

## LCD indication

## Remarks



Possible multiple set.

Either 0, 1, 2 or 3 depending on the desired program mode.

These program steps are made for each extension

EXT NO.	Program step	LCD indication
10	✕ 1 0 0 5	c 1005 1
11	✕ 1 1 0 5	c 1105 1
12	✕ 1 2 0 5	c 1205 1
13	✕ 1 3 0 5	c 1305 1
14	✕ 1 4 0 5	c 1405 1
15	✕ 1 5 0 5	c 1505 1
16	✕ 1 6 0 5	c 1605 1
17	✕ 1 7 0 5	c 1705 1
18	✕ 1 8 0 5	c 1805 1
19	✕ 1 9 0 5	c 1905 1
20	✕ 2 0 0 5	c 2005 1
21	✕ 2 1 0 5	c 2105 1

EXT NO.	Program step	LCD indication
22	✕ 2 2 0 5	c 2205 1
23	✕ 2 3 0 5	c 2305 1
24	✕ 2 4 0 5	c 2405 1
25	✕ 2 5 0 5	c 2505 1
26	✕ 2 6 0 5	c 2605 1
27	✕ 2 7 0 5	c 2705 1
28	✕ 2 8 0 5	c 2805 1
29	✕ 2 9 0 5	c 2905 1
30	✕ 3 0 0 5	c 3005 1
31	✕ 3 1 0 5	c 3105 1
?	?	?
41	✕ 4 1 0 5	c 4105 1

# System speed dial group

You can use system speed dial group A and B. The setting specifies how group A and B is to be used.

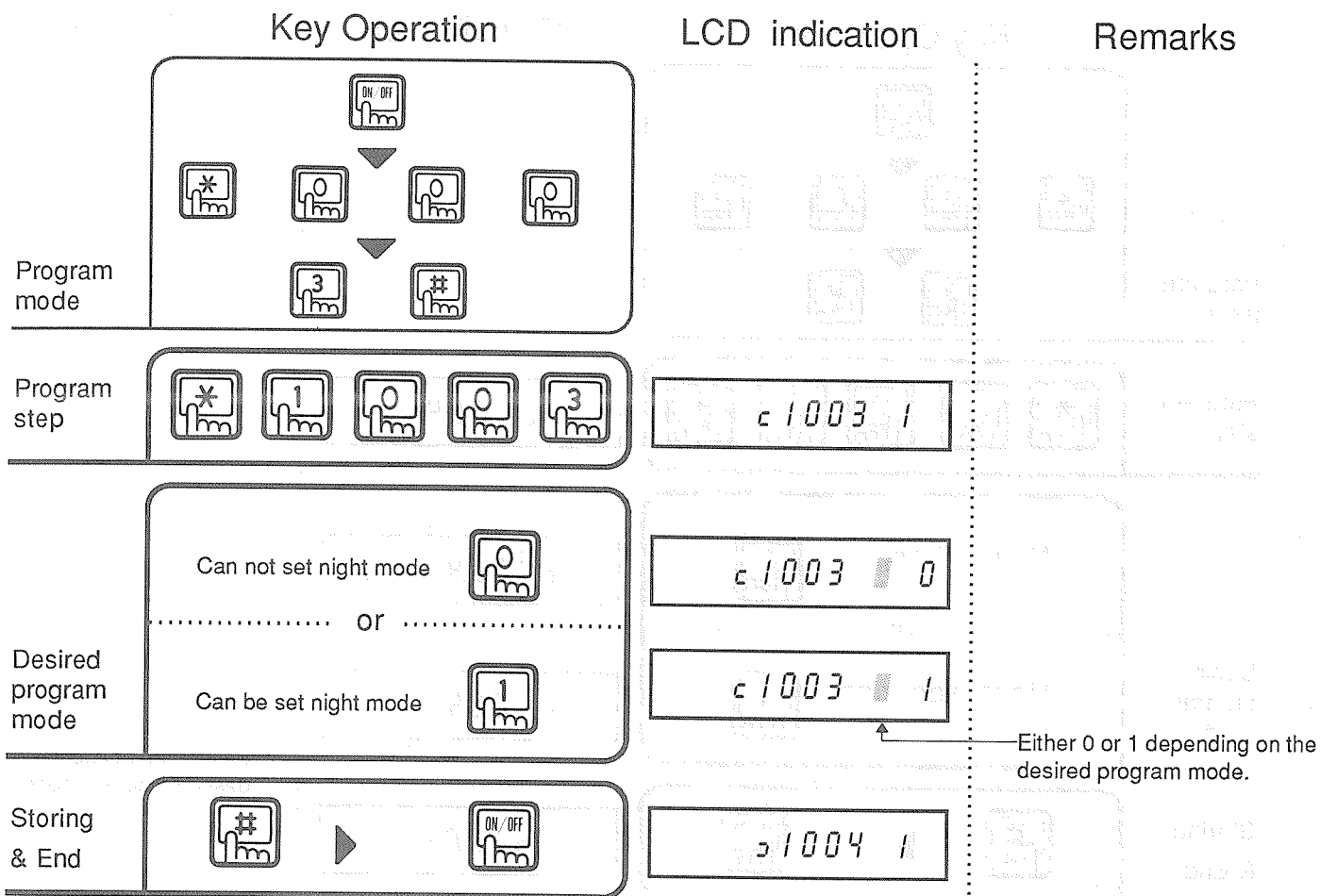
Key Operation	LCD indication	Remarks
<p>Program mode</p>		
<p>Program step</p>		
<p>Desired program mode</p> <ul style="list-style-type: none"> <li>Neither group A nor group B unusable </li> <li>or</li> <li>Only group A usable </li> <li>or</li> <li>Only group B usable </li> <li>or</li> <li>Both groups A and B usable (Initial) </li> </ul>	   	
<p>Storing &amp; End</p>		<p>↑ Either 0, 1, 2 or 3 depending on the desired program mode.</p>

These program steps are made for each extension

EXT NO.	Program step	LCD indication	EXT NO.	Program step	LCD indication
10	* 1 0 0 1	c 1001 3	22	* 2 2 0 1	c 2201 3
11	* 1 1 0 1	c 1101 3	23	* 2 3 0 1	c 2301 3
12	* 1 2 0 1	c 1201 3	24	* 2 4 0 1	c 2401 3
13	* 1 3 0 1	c 1301 3	25	* 2 5 0 1	c 2501 3
14	* 1 4 0 1	c 1401 3	26	* 2 6 0 1	c 2601 3
15	* 1 5 0 1	c 1501 3	27	* 2 7 0 1	c 2701 3
16	* 1 6 0 1	c 1601 3	28	* 2 8 0 1	c 2801 3
17	* 1 7 0 1	c 1701 3	29	* 2 9 0 1	c 2901 3
18	* 1 8 0 1	c 1801 3	30	* 3 0 0 1	c 3001 3
19	* 1 9 0 1	c 1901 3	31	* 3 1 0 1	c 3101 3
20	* 2 0 0 1	c 2001 3	40	* 4 0 0 1	c 4001 3
21	* 2 1 0 1	c 2101 3	41	* 4 1 0 1	c 4101 3

## Flexible night service setting

You can put the system to night time call mode by the telephone key operation. The setting specifies whether it can be put in night time mode or not. For initial set, EXT.No.10 only can be put in night time mode.



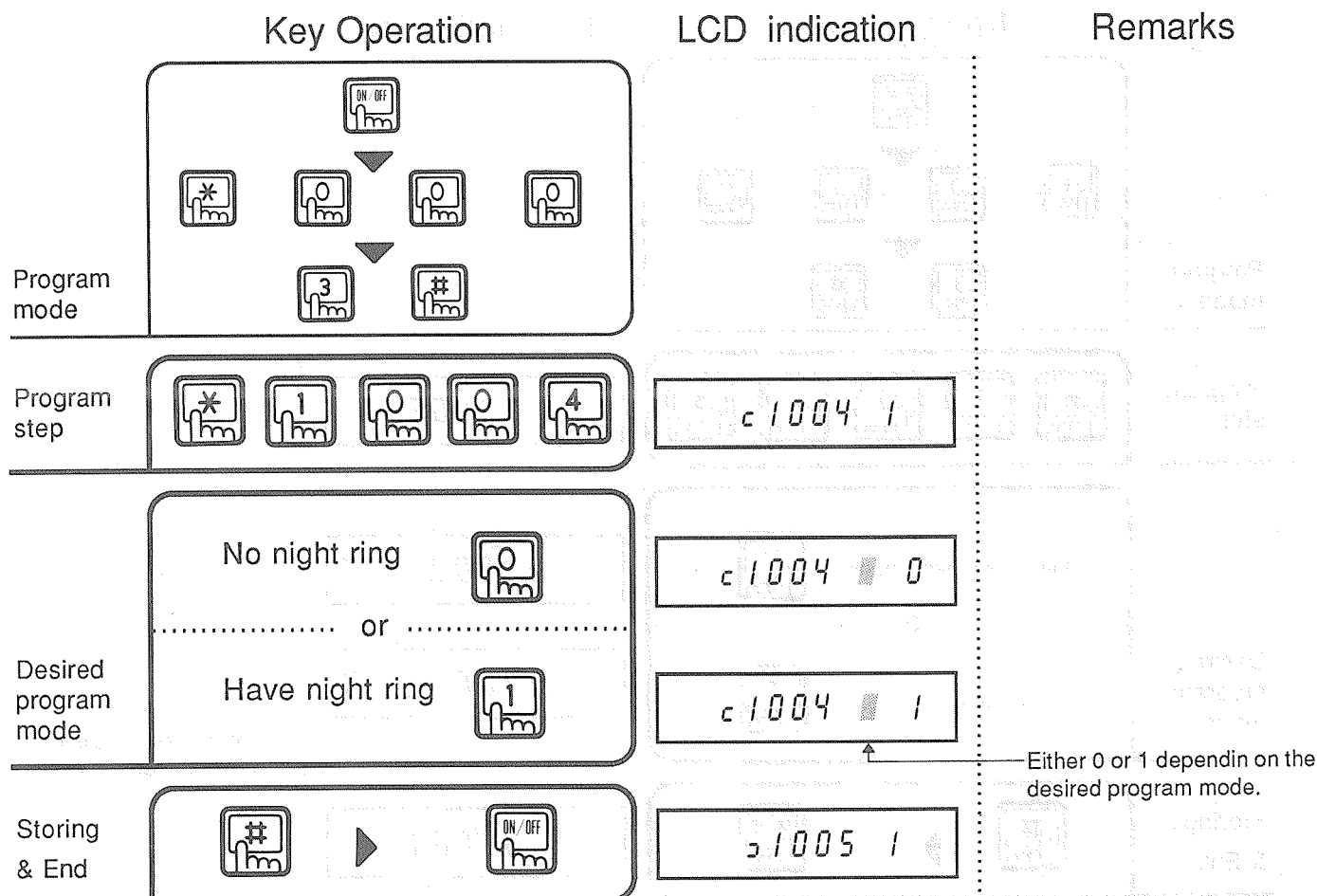
These program steps are made for each extension

EXT NO.	Program step	LCD indication
10	✗ 1 0 0 3	c 1003 1
11	✗ 1 1 0 3	c 1103 0
12	✗ 1 2 0 3	c 1203 0
13	✗ 1 3 0 3	c 1303 0
14	✗ 1 4 0 3	c 1403 0
15	✗ 1 5 0 3	c 1503 0
16	✗ 1 6 0 3	c 1603 0
17	✗ 1 7 0 3	c 1703 0
18	✗ 1 8 0 3	c 1803 0
19	✗ 1 9 0 3	c 1903 0
20	✗ 2 0 0 3	c 2003 0
21	✗ 2 1 0 3	c 2103 0

EXT NO.	Program step	LCD indication
22	✗ 2 2 0 3	c 2203 0
23	✗ 2 3 0 3	c 2303 0
24	✗ 2 4 0 3	c 2403 0
25	✗ 2 5 0 3	c 2503 0
26	✗ 2 6 0 3	c 2603 0
27	✗ 2 7 0 3	c 2703 0
28	✗ 2 8 0 3	c 2803 0
29	✗ 2 9 0 3	c 2903 0
30	✗ 3 0 0 3	c 3003 0
31	✗ 3 1 0 3	c 3103 0
?	?	?
41	✗ 4 1 0 3	c 4103 0

## Flexible night service

You can have the system set in the night time call mode ring when COL incoming signal is received. This is necessary for when answering calls at night time. The setting specifies whether the system is to ring or not. For initial set, EXT.No 10 only will ring.



These program steps are made for each extension

EXT NO.	Program step	LCD indication	EXT NO.	Program step	LCD indication
10	* 1 0 0 4	c 1004 1	22	* 2 2 0 4	c 2204 0
11	* 1 1 0 4	c 1104 0	23	* 2 3 0 4	c 2304 0
12	* 1 2 0 4	c 1204 0	24	* 2 4 0 4	c 2404 0
13	* 1 3 0 4	c 1304 0	25	* 2 5 0 4	c 2504 0
14	* 1 4 0 4	c 1404 0	26	* 2 6 0 4	c 2604 0
15	* 1 5 0 4	c 1504 0	27	* 2 7 0 4	c 2704 0
16	* 1 6 0 4	c 1604 0	28	* 2 8 0 4	c 2804 0
17	* 1 7 0 4	c 1704 0	29	* 2 9 0 4	c 2904 0
18	* 1 8 0 4	c 1804 0	30	* 3 0 0 4	c 3004 0
19	* 1 9 0 4	c 1904 0	31	* 3 1 0 4	c 3104 0
20	* 2 0 0 4	c 2004 0	?	?	?
21	* 2 1 0 4	c 2104 0	41	* 4 1 0 4	c 4104 0

# Outside dialing restriction class

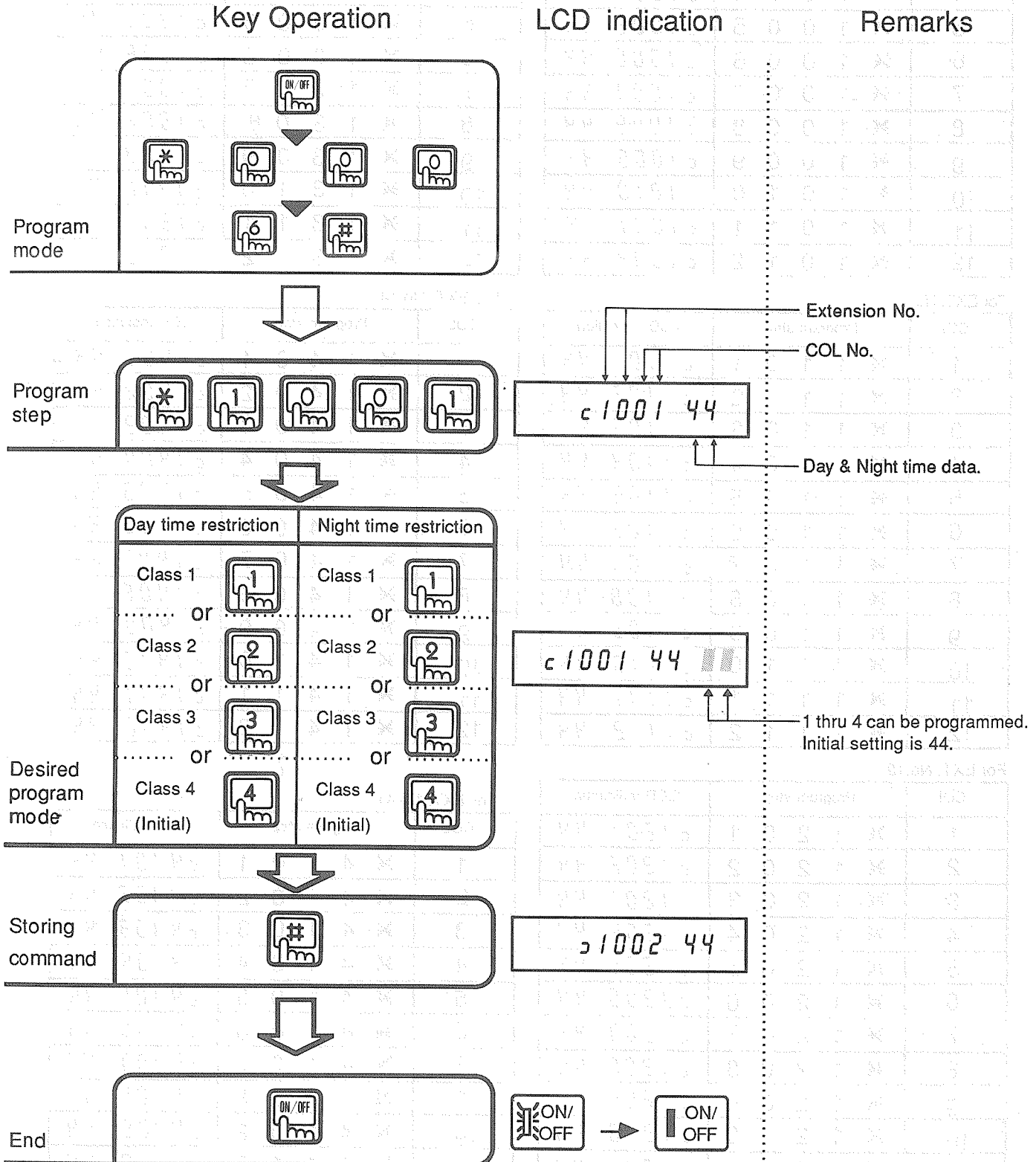
Outside calls can be restricted when they are being made. Any of the following 4 call restriction classes can be selected for each of daytime and night time.

Class 1; Outside dialing disabled.

Class 2; 0/1 outside dialing disabled, and 411, 555 and 976 outside dialings restricted.

Class 3; 0/1 outside dialing disabled.

Class 4; No restriction.



For EXT. No. 10

COL	Program step	LCD indication
1	✖ 1 0 0 1	c 1001 44
2	✖ 1 0 0 2	c 1002 44
3	✖ 1 0 0 3	c 1003 44
4	✖ 1 0 0 4	c 1004 44
5	✖ 1 0 0 5	c 1005 44
6	✖ 1 0 0 6	c 1006 44
7	✖ 1 0 0 7	c 1007 44
8	✖ 1 0 0 8	c 1008 44
9	✖ 1 0 0 9	c 1009 44
10	✖ 1 0 1 0	c 1010 44
11	✖ 1 0 1 1	c 1011 44
12	✖ 1 0 1 2	c 1012 44

For EXT. No. 13

COL	Program step	LCD indication
1	✖ 1 3 0 1	c 1301 44
2	✖ 1 3 0 2	c 1302 44
3	✖ 1 3 0 3	c 1303 44
4	✖ 1 3 0 4	c 1304 44
5	✖ 1 3 0 5	c 1305 44
6	✖ 1 3 0 6	c 1306 44
7	✖ 1 3 0 7	c 1307 44
8	✖ 1 3 0 8	c 1308 44
9	✖ 1 3 0 9	c 1309 44
10	✖ 1 3 1 0	c 1310 44
11	✖ 1 3 1 1	c 1311 44
12	✖ 1 3 1 2	c 1312 44

For EXT. No.11

COL	Program step	LCD indication
1	✖ 1 1 0 1	c 1101 44
2	✖ 1 1 0 2	c 1102 44
3	✖ 1 1 0 3	c 1103 44
4	✖ 1 1 0 4	c 1104 44
5	✖ 1 1 0 5	c 1105 44
6	✖ 1 1 0 6	c 1106 44
7	✖ 1 1 0 7	c 1107 44
8	✖ 1 1 0 8	c 1108 44
9	✖ 1 1 0 9	c 1109 44
10	✖ 1 1 1 0	c 1110 44
11	✖ 1 1 1 1	c 1111 44
12	✖ 1 1 1 2	c 1112 44

For EXT. No.14

COL	Program step	LCD indication
1	✖ 1 4 0 1	c 1401 44
2	✖ 1 4 0 2	c 1402 44
3	✖ 1 4 0 3	c 1403 44
4	✖ 1 4 0 4	c 1404 44
5	✖ 1 4 0 5	c 1405 44
6	✖ 1 4 0 6	c 1406 44
7	✖ 1 4 0 7	c 1407 44
8	✖ 1 4 0 8	c 1408 44
9	✖ 1 4 0 9	c 1409 44
10	✖ 1 4 1 0	c 1410 44
11	✖ 1 4 1 1	c 1411 44
12	✖ 1 4 1 2	c 1412 44

For EXT. No.12

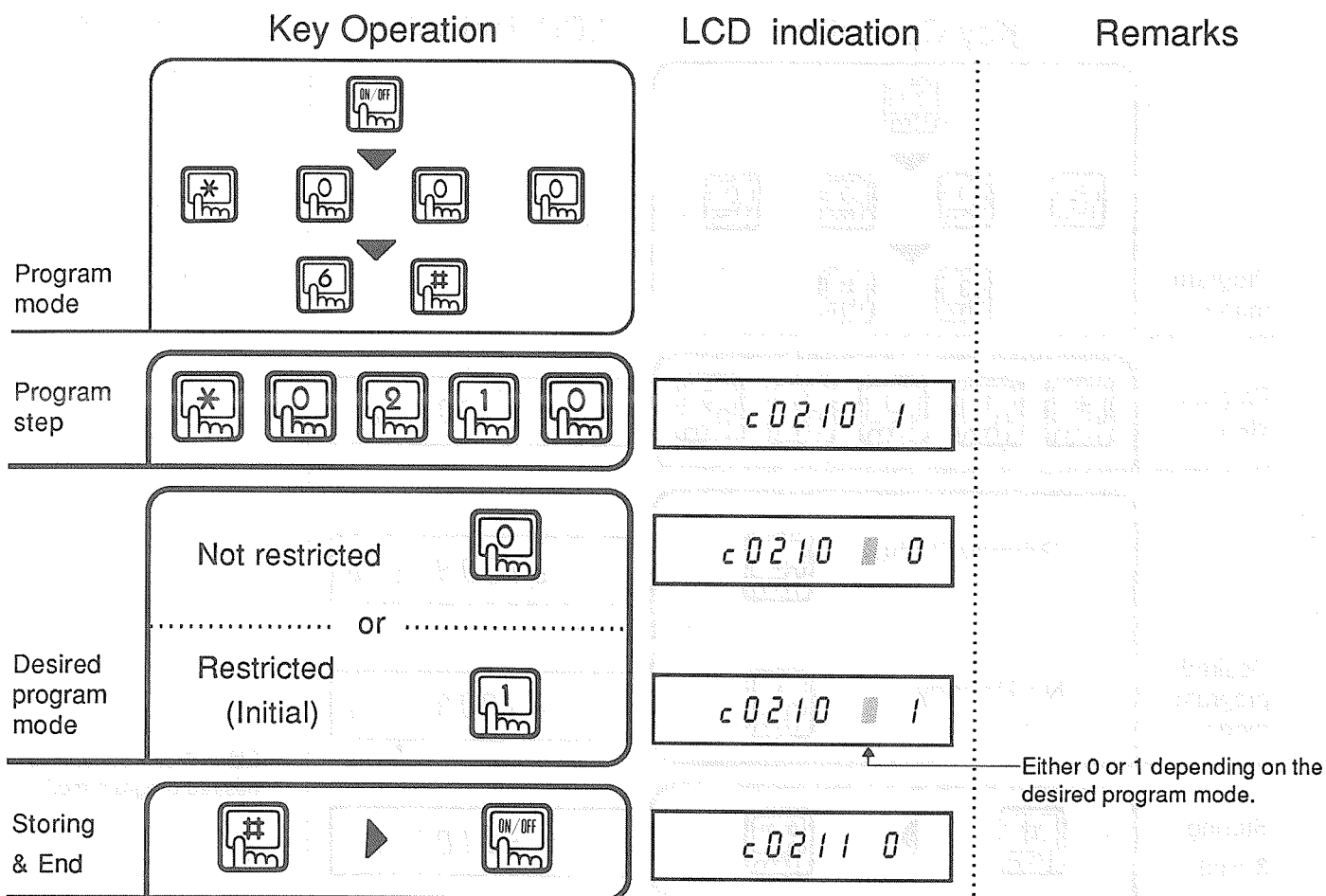
COL	Program step	LCD indication
1	✖ 1 2 0 1	c 1201 44
2	✖ 1 2 0 2	c 1202 44
3	✖ 1 2 0 3	c 1203 44
4	✖ 1 2 0 4	c 1204 44
5	✖ 1 2 0 5	c 1205 44
6	✖ 1 2 0 6	c 1206 44
7	✖ 1 2 0 7	c 1207 44
8	✖ 1 2 0 8	c 1208 44
9	✖ 1 2 0 9	c 1209 44
10	✖ 1 2 1 0	c 1210 44
11	✖ 1 2 1 1	c 1211 44
12	✖ 1 2 1 2	c 1212 44

For EXT. No.41

COL	Program step	LCD indication
1	✖ 4 1 0 1	c 4101 44
2	✖ 4 1 0 2	c 4102 44
3	✖ 4 1 0 3	c 4103 44
4	✖ 4 1 0 4	c 4104 44
5	✖ 4 1 0 5	c 4105 44
6	✖ 4 1 0 6	c 4106 44
7	✖ 4 1 0 7	c 4107 44
8	✖ 4 1 0 8	c 4108 44
9	✖ 4 1 0 9	c 4109 44
10	✖ 4 1 1 0	c 4110 44
11	✖ 4 1 1 1	c 4111 44
12	✖ 4 1 1 2	c 4112 44

# System speed dial restriction

In case of outside dialing restriction classes 2 and 3, numbers subject to restriction can be released if stored in system speed dial. The setting specifies whether or not restrictions are to be made for numbers stored in system speed dial.



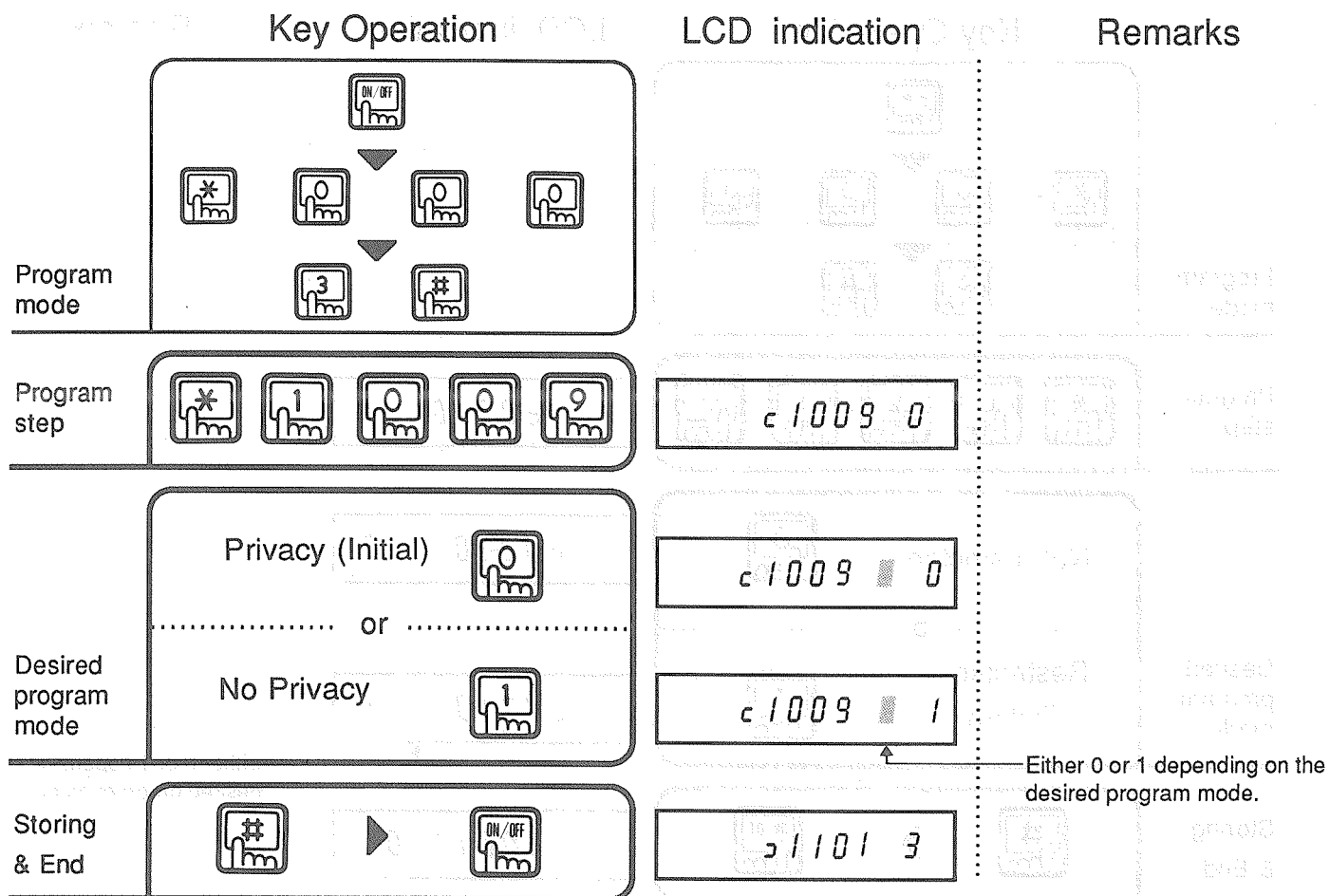
These program steps are made for each extension

EXT NO.	Program step	LCD indication
10	* 0 2 1 0	c 0210 1
11	* 0 2 1 1	c 0211 1
12	* 0 2 1 2	c 0212 1
13	* 0 2 1 3	c 0213 1
14	* 0 2 1 4	c 0214 1
15	* 0 2 1 5	c 0215 1
16	* 0 2 1 6	c 0216 1
17	* 0 2 1 7	c 0217 1
18	* 0 2 1 8	c 0218 1
19	* 0 2 1 9	c 0219 1
20	* 0 2 2 0	c 0220 1
21	* 0 2 2 1	c 0221 1

EXT NO.	Program step	LCD indication
22	* 0 2 2 2	c 0222 1
23	* 0 2 2 3	c 0223 1
24	* 0 2 2 4	c 0224 1
25	* 0 2 2 5	c 0225 1
26	* 0 2 2 6	c 0226 1
27	* 0 2 2 7	c 0227 1
28	* 0 2 2 8	c 0228 1
29	* 0 2 2 9	c 0229 1
30	* 0 2 3 0	c 0230 1
31	* 0 2 3 1	c 0231 1
?	?	?
41	* 0 2 4 1	c 0241 1

## Privacy override (COL override)

The initial setting is for privacy on all extensions but the privacy of an extension can be released so that other extensions can monitor it.



These program steps are made for each extension

EXT NO.	Program step	LCD indication	EXT NO.	Program step	LCD indication
10	* 1 0 0 9	c 1009 0	22	* 2 2 0 9	c 2209 0
11	* 1 1 0 9	c 1109 0	23	* 2 3 0 9	c 2309 0
12	* 1 2 0 9	c 1209 0	24	* 2 4 0 9	c 2409 0
13	* 1 3 0 9	c 1309 0	25	* 2 5 0 9	c 2509 0
14	* 1 4 0 9	c 1409 0	26	* 2 6 0 9	c 2609 0
15	* 1 5 0 9	c 1509 0	27	* 2 7 0 9	c 2709 0
16	* 1 6 0 9	c 1609 0	28	* 2 8 0 9	c 2809 0
17	* 1 7 0 9	c 1709 0	29	* 2 9 0 9	c 2909 0
18	* 1 8 0 9	c 1809 0	30	* 3 0 0 9	c 3009 0
19	* 1 9 0 9	c 1909 0	31	* 3 1 0 9	c 3109 0
20	* 2 0 0 9	c 2009 0	?	?	?
21	* 2 1 0 9	c 2109 0	41	* 4 1 0 9	c 4109 0

# APPENDIX

## Programming table for initial set

### System setting

MODE NO.	FEATURE	OPTION SELECTED											
		0	1	2	3	4	5	6	7	8	9		
1	*101- Outside access number from PBX	0	1	2	3	4	5	6	7	8	9	X	
	*102- Automatic pause placed after PBX line access number	0	1	2	3	4	5	6	7	8	9	F: Clear X	
	Amount of time before length of conversation appears on LCD display	After 15 sec					After 30 sec						
		*103-0	X					*103-1					
	Flash time	0.6 sec			1 sec			2 sec					
		*104-0				*104-1	X			*104-2			
	Pause time stored on speed dial	2 sec					3 sec						
		*105-0	X					*105-1					
	*106- Range of system speed dial group A	0	1	2	3	4	5	6	7	8		X	
		0	1	2	3	4	5	6	7	8	9	X	
*107- Range of system speed dial group B	0	1	2	3	4	5	6	7	8		X		
	X												
	0	1	2	3	4	5	6	7	8	9	X		
Long speech alarm	No alarm tone					Have alarm tone							
	*108-0	X					*108-1						
7	*101- Time set	Hour		Minute			AM		PM				
		00 ~ 12		00 ~ 59			1		2				
	*202- Year / Date set	Year			Month			Day					
		87 ~ 86			01 ~ 12			01 ~ 31					

MODE NO.	FEATURE	OPTION SELECTED									
1	Automatic answering for incoming calls	No auto answering			Only handset auto answering			Handset & ON/OFF key			
		*109-0			*109-1			*109-2 X			
	Ringing telephone for night time incoming calls	Only night time ring set TEL will ring					COL ring set TEL will ring, too				
		*110-0 X					*110-1				
	Hold recall	No recall		In the immediate		After 30 sec		After 1 min		After 2 min	
		*111-0 X		*111-1		*111-2		*111-3		*111-4	
	Connection of door box	Can not connect					Can be connect				
		*112-0					*112-1 X				
	Type of applicable sensors	Detect - close					Detect - open				
		*113-0 X					*113-1				
Sensor alarm stopping method	By sensor					By handset (Off - hooking)					
	*114-0 X					*114-1					
SLT on-hooking detection	0.05 to 0.5sec					0.05 to 1.2sec					
	*115-0					*115-1 X					
Hold recall for DSS TEL	No recall		In the immediate		After 30 sec		After 1 min		After 2 min		
	*117-0		*117-1 X		*117-2		*117-3		*117-4		
7	SMDR output	No data out put			Outputting data only			Outputting data with title			
		*201-0 X			*201-1			*201-2			
	SMDR baud rate setting	300 BPS		600 BPS		1200 BPS		2400 BPS		4800 BPS	
*203-0		*203-1		*203-2		*203-3		*203-4 X		*203-5	
SMDR data configuration	7 bit / 1 bit Even No.	7 bit / 1 bit Odd No.	7 bit / 2 bit Even No.	7 bit / 2 bit Odd No.	8 bit / 1 bit Even No.	8 bit / 1 bit Odd No.	8 bit / 2 bit Even No.	8 bit / 2 bit Odd No.			
	*204-0	*204-1	*204-2 X	*204-3	*204-4	*204-5	*204-6	*204-7			
6	Restriction when necessary to dial "1" for first digit	Non 1 + area code					1 + area code				
		*0101-0 X					*0101-1				
	Restriction on outside calls using * or # keys	Not restricted					Restricted				
		*0102-0					*0102-1 X				
Restriction by number of digits when making outside calls	Not	8 digits	9 digits	10 digits	11 digits	12 digits	13 digits	14 digits	15 digits	16 digits	
	*0103-0 X	*0103-1	*0103-2	*0103-3	*0103-4	*0103-5	*0103-6	*0103-7	*0103-8	*0103-9	
Restriction on outside calls using outside lines on which incoming calls received	Outside dialing restricted					Same content as that programmed outside dialing restriction					
	*0104-0					*0104-1 X					

MODE NO.	FEATURE	OPTION SELECTED											
6	*0111-  Restriction release by specified dial code (1 + area)	0	1	2	3	4	5	6	7	8	9	F: Clear	
													X
		0	1	2	3	4	5	6	7	8	9		
		0	1	2	3	4	5	6	7	8	9		
	*0112-  Restriction release by specified dial code (1 + area)	0	1	2	3	4	5	6	7	8	9	F: Clear	
													X
		0	1	2	3	4	5	6	7	8	9		
		0	1	2	3	4	5	6	7	8	9		
	*0113-  Restriction release by specified dial code (1 + area)	0	1	2	3	4	5	6	7	8	9	F: Clear	
													X
		0	1	2	3	4	5	6	7	8	9		
		0	1	2	3	4	5	6	7	8	9		
	*0114-  Restriction release by specified dial code (1 + area)	0	1	2	3	4	5	6	7	8	9	F: Clear	
													X
0		1	2	3	4	5	6	7	8	9			
0		1	2	3	4	5	6	7	8	9			

MODE NO.	FEATURE	OPTION SELECTED										F: Clear	
		0	1	2	3	4	5	6	7	8	9		
6	*0115-  Restriction release by specified dial code (1 + area)	0	1	2	3	4	5	6	7	8	9	F: Clear	
													X
		0	1	2	3	4	5	6	7	8	9		
		0	1	2	3	4	5	6	7	8	9		
	*0116-  Restriction release by specified dial code (1 + area)	0	1	2	3	4	5	6	7	8	9	F: Clear	
													X
		0	1	2	3	4	5	6	7	8	9		
		0	1	2	3	4	5	6	7	8	9		
	*0117-  Restriction release by specified dial code (1 + area)	0	1	2	3	4	5	6	7	8	9	F: Clear	
													X
		0	1	2	3	4	5	6	7	8	9		
		0	1	2	3	4	5	6	7	8	9		
	*0118-  Restriction release by specified dial code (1 + area)	0	1	2	3	4	5	6	7	8	9	F: Clear	
													X
0		1	2	3	4	5	6	7	8	9			
0		1	2	3	4	5	6	7	8	9			

# COL setting

## COL 1

Tel. No. :

MODE NO.	FEATURE	OPTION	SELECTED
2	Dialing system for outside calls	Tone dial	Pulse dial
		*0101-0 X	*0101-1
	Kind of outside line connected to the system (COL or PBX)	COL	PBX
		*0102-0 X	*0102-1
	Specification for automatic connecting to outside lines	Not designated	Designated
		*0103-0 X	*0103-1
	Tone dialing signal duration	80 m sec	240 m sec
*0104-0 X		*0104-1	
Minimum pause for tone dialing signal	80 m sec	160 m sec	
	*0105-0 X	*0105-1	
Detection time of incoming ring signal	6 sec	8 sec	
	*0106-0 X	*0106-1	

## COL 2

Tel. No. :

MODE NO.	FEATURE	OPTION	SELECTED
2	Dialing system for outside calls	Tone	Pulse
		*0201-0 X	*0201-1
	Kind of outside line connected to the system (COL or PBX)	COL	PBX
		*0202-0 X	*0202-1
	Specification for automatic connecting to outside lines	Not designated	Designated
		*0203-0 X	*0203-1
	Tone dialing signal duration	80 m sec	240 m sec
*0204-0 X		*0204-1	
Minimum pause for tone dialing signal	80 m sec	160 m sec	
	*0205-0 X	*0205-1	
Detection time of incoming ring signal	6 sec	8 sec	
	*0206-0 X	*0206-1	

**COL 3**

Tel. No. :

MODE NO.	FEATURE	OPTION	SELECTED
2	Dialing system for outside calls	Tone dial	Pulse dial
		* 0301-0	* 0301-1
	Kind of outside line connected to the system (COL or PBX)	COL	PBX
		* 0302-0	* 0302-1
	Specification for automatic connecting to outside lines	Not designated	Designated
		* 0303-0	* 0303-1
	Tone dialing signal duration	80 m sec	240 m sec
		* 0304-0	* 0304-1
	Minimum pause for tone dialing signal	80 m sec	160 m sec
		* 0305-0	* 0305-1
	Detection time of incoming ring signal	6 sec	8 sec
		* 0306-0	* 0306-1

**COL 4**

Tel. No. :

MODE NO.	FEATURE	OPTION	SELECTED
2	Dialing system for outside calls	Tone dial	Pulse dial
		* 0401-0	* 0401-1
	Kind of outside line connected to the system (COL or PBX)	COL	PBX
		* 0402-0	* 0402-1
	Specification for automatic connecting to outside lines	Not designated	Designated
		* 0403-0	* 0403-1
	Tone dialing signal duration	80 m sec	240 m sec
		* 0404-0	* 0404-1
	Minimum pause for tone dialing signal	80 m sec	160 m sec
		* 0405-0	* 0405-1
	Detection time of incoming ring signal	6 sec	8 sec
		* 0406-0	* 0406-1

COL 5

Tel. No. :

7 100

MODE NO.	FEATURE	OPTION	SELECTED
2	Dialing system for outside calls	Tone dial	Pulse dial
		*0501-0 X	*0501-1
	Kind of outside line connected to the system (COL or PBX)	COL	PBX
		*0502-0 X	*0502-1
	Specification for automatic connecting to outside lines	Not designated	Designated
		*0503-0 X	*0503-1
	Tone dialing signal duration	80 m sec	240 m sec
		*0504-0 X	*0504-1
	Minimum pause for tone dialing signal	80 m sec	160 m sec
		*0505-0 X	*0505-1
	Detection time of incoming ring signal	6 sec	8 sec
		*0506-0 X	*0506-1

COL 6

Tel. No. :

7 100

MODE NO.	FEATURE	OPTION	SELECTED
2	Dialing system for outside calls	Tone dial	Pulse dial
		*0601-0 X	*0601-1
	Kind of outside line connected to the system (COL or PBX)	COL	PBX
		*0602-0 X	*0602-1
	Specification for automatic connecting to outside lines	Not designated	Designated
		*0603-0 X	*0603-1
	Tone dialing signal duration	80 m sec	240 m sec
		*0604-0 X	*0604-1
	Minimum pause for tone dialing signal	80 m sec	160 m sec
		*0605-0 X	*0605-1
	Detection time of incoming ring signal	6 sec	8 sec
		*0606-0 X	*0606-1

COL 7

Tel. No. :

MODE NO.	FEATURE	OPTION	SELECTED
2	Dialing system for outside calls	Tone dial	Pulse dial
		*0701-0 X	*0701-1
	Kind of outside line connected to the system (COL or PBX)	COL	PBX
		*0702-0 X	*0702-1
	Specification for automatic connecting to outside lines	Not designated	Designated
		*0703-0 X	*0703-1
	Tone dialing signal duration	80 m sec	240 m sec
		*0704-0 X	*0704-1
	Minimum pause for tone dialing signal	80 m sec	160 m sec
		*0705-0 X	*0705-1
	Detection time of incoming ring signal	6 sec	8 sec
		*0706-0 X	*0706-1

COL 8

Tel. No. :

MODE NO.	FEATURE	OPTION	SELECTED
2	Dialing system for outside calls	Tone dial	Pulse dial
		*0801-0 X	*0801-1
	Kind of outside line connected to the system (COL or PBX)	COL	PBX
		*0802-0 X	*0802-1
	Specification for automatic connecting to outside lines	Not designated	Designated
		*0803-0 X	*0803-1
	Tone dialing signal duration	80 m sec	240 m sec
		*0804-0 X	*0804-1
	Minimum pause for tone dialing signal	80 m sec	160 m sec
		*0805-0 X	*0805-1
	Detection time of incoming ring signal	6 sec	8 sec
		*0806-0 X	*0806-1

**COL 9 (OPTION)**

Tel. No. :

MODE NO.	FEATURE	OPTION	SELECTED
2	Dialing system for outside calls	Tone dial	Pulse dial
		✕0901-0 X	✕0901-1
	Kind outside the connected to the system (COL or PBX)	COL	PBX
		✕0902-0 X	✕0902-0
	Specification for automatic connecting to outside lines	Not designated	Designated
		✕0903-0 X	✕0903-0
	Tone dialing signal duration	80 m sec	240 m sec
✕0904-0 X		✕0904-0	
Minimum pause for tone dialing signal	80 m sec	160 m sec	
	✕0905-0 X	✕0905-0	
Detection time of incoming ring signal	6 sec	8 sec	
	✕0906-0 X	✕0906-0	

**COL 10 (OPTION)**

Tel. No. :

MODE NO.	FEATURE	OPTION	SELECTED
2	Dialing system for outside calls	Tone dial	Pulse dial
		✕1001-0 X	✕1001-1
	Kind outside the connected to the system (COL or PBX)	COL	PBX
		✕1002-0 X	✕1002-0
	Specification for automatic connecting to outside lines	Not designated	Designated
		✕1003-0 X	✕1003-0
	Tone dialing signal duration	80 m sec	240 m sec
✕1004-0 X		✕1004-0	
Minimum pause for tone dialing signal	80 m sec	160 m sec	
	✕1005-0 X	✕1005-0	
Detection time of incoming ring signal	6 sec	8 sec	
	✕1006-0 X	✕1006-0	

**COL 11 (OPTION)**

Tel. No. :

MODE NO.	FEATURE	OPTION	SELECTED
2	Dialing system for outside calls	Tone dial	Pulse dial
		✕1101-0 X	✕1101-1
	Kind outside the connected to the system (COL or PBX)	COL	PBX
		✕1102-0 X	✕1102-0
	Specification for automatic connecting to outside lines	Not designated	Designated
		✕1103-0 X	✕1103-0
Tone dialing signal duration	80 m sec	240 m sec	
	✕1104-0 X	✕1104-0	
Minimum pause for tone dialing signal	80 m sec	160 m sec	
	✕1105-0 X	✕1105-0	
Detection time of incoming ring signal	6 sec	8 sec	
	✕1106-0 X	✕1106-0	

**COL 12 (OPTION)**

Tel. No. :

MODE NO.	FEATURE	OPTION	SELECTED
2	Dialing system for outside calls	Tone dial	Pulse dial
		✕1201-0 X	✕1201-1
	Kind outside the connected to the system (COL or PBX)	COL	PBX
		✕1202-0 X	✕1202-0
	Specification for automatic connecting to outside lines	Not designated	Designated
		✕1203-0 X	✕1203-0
Tone dialing signal duration	80 m sec	240 m sec	
	✕1204-0 X	✕1204-0	
Minimum pause for tone dialing signal	80 m sec	160 m sec	
	✕1205-0 X	✕1205-0	
Detection time of incoming ring signal	6 sec	8 sec	
	✕1206-0 X	✕1206-0	

Extension No. 12

Room name:

MODE NO.	FEATURE	OPTION SELECTED												
		COL No.												
		01	02	03	04	05	06	07	08	09	10	11	12	
5	COL assignment for each Line key	Line key 1 <small>✕1201-</small>	X											
		Line key 2 <small>✕1202-</small>		X										
		Line key 3 <small>✕1203-</small>			X									
		Line key 4 <small>✕1204-</small>				X								
		Line key 5 <small>✕1205-</small>					X							
		Line key 6 <small>✕1206-</small>						X						
		Line key 7 <small>✕1207-</small>							X					
		Line key 8 <small>✕1208-</small>								X				
		Line key 9 <small>✕1209-</small>									X			
		Line key 10 <small>✕1210-</small>										X		
		Line key 11 <small>✕1211-</small>											X	
		Line key 12 <small>✕1212-</small>												X
4	Incoming call ringing		No ring						Ring					
		COL 1 <small>✕1201-0</small>			X									
		COL 2 <small>✕1202-0</small>			X									
		COL 3 <small>✕1203-0</small>			X									
		COL 4 <small>✕1204-0</small>			X									
		COL 5 <small>✕1205-0</small>			X									
		COL 6 <small>✕1206-0</small>			X									
		COL 7 <small>✕1207-0</small>			X									
		COL 8 <small>✕1208-0</small>			X									
		COL 9 <small>✕1209-0</small>			X									
		COL 10 <small>✕1210-0</small>			X									
		COL 11 <small>✕1211-0</small>			X									
COL 12 <small>✕1212-0</small>			X											
3	Interrupting incoming calls during conversation	No ring	Intercom incoming ring only				COL incoming ring only				Intercom and COL incoming ring			
		<small>✕1202-0</small>	<small>✕1202-1</small>				<small>✕1202-2</small>				<small>✕1202-3</small>			
3	Incoming calls from door box	No door box ring	Only door box A will ring				Only door box B will ring				Both door boxes A and B will ring			
		<small>✕1206-0</small>	<small>✕1206-1</small>				<small>✕1206-2</small>				<small>✕1206-3</small>			

Extension No. 12

MODE NO.	FEATURE	OPTION SELECTED				
3	Receiving calls from sensor	No alarm tone ✕ 1207-0 ✕		Alarm tone ring ✕ 1207-1		
	Zone paging	No paging ✕ 1205-0	Zone 1 ✕ 1205-1 ✕	Zone 2 ✕ 1205-2	Zone 3 ✕ 1205-3	
	Use of system speed dial group	Neither group A nor group B usable ✕ 1201-0	Only group A usable ✕ 1201-1	Only group B usable ✕ 1201-2	Both groups A and B usable ✕ 1201-3 ✕	
		Can not set night mode ✕ 1203-0 ✕		Can set night mode ✕ 1203-1		
	Receiving incoming calls in nighttime call mode	No night ring ✕ 1204-0 ✕		Have night ring ✕ 1204-1		
	Privacy override for outside call	Privacy ✕ 1209-0 ✕		No privacy ✕ 1209-1		
				Class 1	Class 2	Class 3
6	Outside dialing restriction class	COL 1	Daytime ✕ 1201-1X	✕ 1201-2X	✕ 1201-3X	✕ 1201-4X ✕
		Night time ✕ 1201-X1	✕ 1201-X2	✕ 1201-X3	✕ 1201-X4 ✕	
		COL 2	Daytime ✕ 1202-1X	✕ 1202-2X	✕ 1202-3X	✕ 1202-4X ✕
		Night time ✕ 1202-X1	✕ 1202-X2	✕ 1202-X3	✕ 1202-X4 ✕	
		COL 3	Daytime ✕ 1203-1X	✕ 1203-2X	✕ 1203-3X	✕ 1203-4X ✕
		Night time ✕ 1203-X1	✕ 1203-X2	✕ 1203-X3	✕ 1203-X4 ✕	
		COL 4	Daytime ✕ 1204-1X	✕ 1204-2X	✕ 1204-3X	✕ 1204-4X ✕
		Night time ✕ 1204-X1	✕ 1204-X2	✕ 1204-X3	✕ 1204-X4 ✕	
		COL 5	Daytime ✕ 1205-1X	✕ 1205-2X	✕ 1205-3X	✕ 1205-4X ✕
		Night time ✕ 1205-X1	✕ 1205-X2	✕ 1205-X3	✕ 1205-X4 ✕	
		COL 6	Daytime ✕ 1206-1X	✕ 1206-2X	✕ 1206-3X	✕ 1206-4X ✕
		Night time ✕ 1206-X1	✕ 1206-X2	✕ 1206-X3	✕ 1206-X4 ✕	
		COL 7	Daytime ✕ 1207-1X	✕ 1207-2X	✕ 1207-3X	✕ 1207-4X ✕
		Night time ✕ 1207-X1	✕ 1207-X2	✕ 1207-X3	✕ 1207-X4 ✕	
		COL 8	Daytime ✕ 1208-1X	✕ 1208-2X	✕ 1208-3X	✕ 1208-4X ✕
		Night time ✕ 1208-X1	✕ 1208-X2	✕ 1208-X3	✕ 1208-X4 ✕	
		COL 9	Daytime ✕ 1209-1X	✕ 1209-2X	✕ 1209-3X	✕ 1209-4X ✕
		Night time ✕ 1209-X1	✕ 1209-X2	✕ 1209-X3	✕ 1209-X4 ✕	
		COL 10	Daytime ✕ 1210-1X	✕ 1210-2X	✕ 1210-3X	✕ 1210-4X ✕
		Night time ✕ 1210-X1	✕ 1210-X2	✕ 1210-X3	✕ 1210-X4 ✕	
		COL 11	Daytime ✕ 1211-1X	✕ 1211-2X	✕ 1211-3X	✕ 1211-4X ✕
		Night time ✕ 1211-X1	✕ 1211-X2	✕ 1211-X3	✕ 1211-X4 ✕	
		COL 12	Daytime ✕ 1212-1X	✕ 1212-2X	✕ 1212-3X	✕ 1212-4X ✕
		Night time ✕ 1212-X1	✕ 1212-X2	✕ 1212-X3	✕ 1212-X4 ✕	
Restriction on outside calls by system speed dial	Not Restricted ✕ 0212-0		Restricted ✕ 0212-1 ✕			

Extension No. 13

Room name:

MODE NO.	FEATURE	OPTION SELECTED												
3	Telephone type	Key telephone	Direct station selector											
		✕ 1308-0 X	✕ 1308-2											
5	COL assignment for each Line key	COL No.												
			01	02	03	04	05	06	07	08	09	10	11	12
		Line key 1 ✕1301-	X											
		Line key 2 ✕1302-		X										
		Line key 3 ✕1303-			X									
		Line key 4 ✕1304-				X								
		Line key 5 ✕1305-					X							
		Line key 6 ✕1306-						X						
		Line key 7 ✕1307-							X					
		Line key 8 ✕1308-								X				
		Line key 9 ✕1309-									X			
		Line key 10 ✕1310-										X		
		Line key 11 ✕1311-											X	
Line key 12 ✕1312-												X		
4	Incoming call ringing	No ring						Ring						
		COL 1 ✕1301-0		X				✕1301-1						
		COL 2 ✕1302-0		X				✕1302-1						
		COL 3 ✕1303-0		X				✕1303-1						
		COL 4 ✕1304-0		X				✕1304-1						
		COL 5 ✕1305-0		X				✕1305-1						
		COL 6 ✕1306-0		X				✕1306-1						
		COL 7 ✕1307-0		X				✕1307-1						
		COL 8 ✕1308-0		X				✕1308-1						
		COL 9 ✕1309-0		X				✕1309-1						
		COL 10 ✕1310-0		X				✕1310-1						
		COL 11 ✕1311-0		X				✕1311-1						
		COL 12 ✕1312-0		X				✕1312-1						
3	Interrupting incoming calls during conversation	No ring	Intercom incoming ring only	COL incoming ring only	Intercom and COL incoming ring									
	✕1302-0	✕1302-1	✕1302-2 X	✕1302-3										
3	Incoming calls from door box	No door box ring	Only door box A will ring	Only door box B will ring	Both door boxes A and B will ring									
	✕1306-0	✕1306-1	✕1306-2	✕1306-3 X										

Extension No. 13

MODE NO.	FEATURE	OPTION	SELECTED				
3	Receiving calls from sensor	No alarm tone ✕ 1307-0	✕ 1307-1				
		X					
	Zone paging	No paging ✕ 1305-0	Zone 1 ✕ 1305-1	Zone 2 ✕ 1305-2			
		X		Zone 3 ✕ 1305-3			
	Use of system speed dial group	Neither group A nor group B usable ✕ 1301-0	Only group A usable ✕ 1301-1	Only group B usable ✕ 1301-2			
		X		Both groups A and B usable ✕ 1301-3			
	Flexible night service setting	Can not set night mode ✕ 1303-0		Can set night mode ✕ 1303-1			
X							
Receiving incoming calls in nighttime call mode	No night ring ✕ 1304-0		Have night ring ✕ 1304-1				
	X						
Privacy override for outside call	Privacy ✕ 1309-0		No privacy ✕ 1309-1				
	X						
6	Outside dialing restriction class		Class 1	Class 2	Class 3	Class 4	
		COL 1	Daytime ✕ 1301-1X	✕ 1301-2X	✕ 1301-3X	✕ 1301-4X	X
			Night time ✕ 1301-X1	✕ 1301-X2	✕ 1301-X3	✕ 1301-X4	X
		COL 2	Daytime ✕ 1302-1X	✕ 1302-2X	✕ 1302-3X	✕ 1302-4X	X
			Night time ✕ 1302-X1	✕ 1302-X2	✕ 1302-X3	✕ 1302-X4	X
		COL 3	Daytime ✕ 1303-1X	✕ 1303-2X	✕ 1303-3X	✕ 1303-4X	X
			Night time ✕ 1303-X1	✕ 1303-X2	✕ 1303-X3	✕ 1303-X4	X
		COL 4	Daytime ✕ 1304-1X	✕ 1304-2X	✕ 1304-3X	✕ 1304-4X	X
			Night time ✕ 1304-X1	✕ 1304-X2	✕ 1304-X3	✕ 1304-X4	X
		COL 5	Daytime ✕ 1305-1X	✕ 1305-2X	✕ 1305-3X	✕ 1305-4X	X
			Night time ✕ 1305-X1	✕ 1305-X2	✕ 1305-X3	✕ 1305-X4	X
		COL 6	Daytime ✕ 1306-1X	✕ 1306-2X	✕ 1306-3X	✕ 1306-4X	X
			Night time ✕ 1306-X1	✕ 1306-X2	✕ 1306-X3	✕ 1306-X4	X
		COL 7	Daytime ✕ 1307-1X	✕ 1307-2X	✕ 1307-3X	✕ 1307-4X	X
			Night time ✕ 1307-X1	✕ 1307-X2	✕ 1307-X3	✕ 1307-X4	X
		COL 8	Daytime ✕ 1308-1X	✕ 1308-2X	✕ 1308-3X	✕ 1308-4X	X
			Night time ✕ 1308-X1	✕ 1308-X2	✕ 1308-X3	✕ 1308-X4	X
		COL 9	Daytime ✕ 1309-1X	✕ 1309-2X	✕ 1309-3X	✕ 1309-4X	X
			Night time ✕ 1309-X1	✕ 1309-X2	✕ 1309-X3	✕ 1309-X4	X
		COL 10	Daytime ✕ 1310-1X	✕ 1310-2X	✕ 1310-3X	✕ 1310-4X	X
			Night time ✕ 1310-X1	✕ 1310-X2	✕ 1310-X3	✕ 1310-X4	X
		COL 11	Daytime ✕ 1311-1X	✕ 1311-2X	✕ 1311-3X	✕ 1311-4X	X
			Night time ✕ 1311-X1	✕ 1311-X2	✕ 1311-X3	✕ 1311-X4	X
		COL 12	Daytime ✕ 1312-1X	✕ 1312-2X	✕ 1312-3X	✕ 1312-4X	X
			Night time ✕ 1312-X1	✕ 1312-X2	✕ 1312-X3	✕ 1312-X4	X
		Restriction on outside calls by system speed dial	Not Restricted ✕ 0213-0		Restricted ✕ 0213-1		
			X				

Extension No. 14

Room name:

Extension No. 14

MODE NO.	FEATURE	OPTION SELECTED												
		COL No.												
		01	02	03	04	05	06	07	08	09	10	11	12	
5	COL assignment for each Line key	Line key 1 <small>✕1401-</small>	X											
		Line key 2 <small>✕1402-</small>		X										
		Line key 3 <small>✕1403-</small>			X									
		Line key 4 <small>✕1404-</small>				X								
		Line key 5 <small>✕1405-</small>					X							
		Line key 6 <small>✕1406-</small>						X						
		Line key 7 <small>✕1407-</small>							X					
		Line key 8 <small>✕1408-</small>								X				
		Line key 9 <small>✕1409-</small>									X			
		Line key 10 <small>✕1410-</small>										X		
		Line key 11 <small>✕1411-</small>											X	
		Line key 12 <small>✕1412-</small>												X
4	Incoming call ringing		No ring						Ring					
		COL 1 <small>✕1401-0</small>			X									<small>✕1401-1</small>
		COL 2 <small>✕1402-0</small>			X									<small>✕1402-1</small>
		COL 3 <small>✕1403-0</small>			X									<small>✕1403-1</small>
		COL 4 <small>✕1404-0</small>			X									<small>✕1404-1</small>
		COL 5 <small>✕1405-0</small>			X									<small>✕1405-1</small>
		COL 6 <small>✕1406-0</small>			X									<small>✕1406-1</small>
		COL 7 <small>✕1407-0</small>			X									<small>✕1407-1</small>
		COL 8 <small>✕1408-0</small>			X									<small>✕1408-1</small>
		COL 9 <small>✕1409-0</small>			X									<small>✕1409-1</small>
		COL 10 <small>✕1410-0</small>			X									<small>✕1410-1</small>
		COL 11 <small>✕1411-0</small>			X									<small>✕1411-1</small>
COL 12 <small>✕1412-0</small>			X									<small>✕1412-1</small>		
3	Interrupting incoming calls during conversation	No ring <small>✕1402-0</small>	Intercom incoming ring only <small>✕1402-1</small>			COL incoming ring only <small>✕1402-2</small> X			Intercom and COL incoming ring <small>✕1402-3</small>					
	Incoming calls from door box	No door box ring <small>✕1406-0</small>	Only door box A will ring <small>✕1406-1</small>			Only door box B will ring <small>✕1406-2</small>			Both door boxes A and B will ring <small>✕1406-3</small> X					

Extension No. 14

MODE NO.	FEATURE	OPTION SELECTED					
3	Receiving calls from sensor	No alarm tone		Alarm tone ring			
		✕ 1407-0	X	✕ 1407-1			
	Zone paging	No paging	Zone 1	Zone 2	Zone 3		
		✕ 1405-0	✕ 1405-1	X	✕ 1405-2		
	Use of system speed dial group	Neither group A nor group B usable	Only group A usable	Only group B usable	Both groups A and B usable		
		✕ 1401-0	✕ 1401-1	✕ 1401-2	✕ 1401-3		
Flexible night service setting	Can not set night mode		Can set night mode				
	✕ 1403-0	X	✕ 1403-1				
Receiving incoming calls in nighttime call mode	No night ring		Have night ring				
	✕ 1404-0	X	✕ 1404-1				
Privacy override for outside call	Privacy		No privacy				
	✕ 1409-0	X	✕ 1409-1				
6	Outside dialing restriction class		Class 1	Class 2	Class 3	Class 4	
		COL 1	Daytime	✕ 1401-1X	✕ 1401-2X	✕ 1401-3X	✕ 1401-4X
			Night time	✕ 1401-X1	✕ 1401-X2	✕ 1401-X3	✕ 1401-X4
		COL 2	Daytime	✕ 1402-1X	✕ 1402-2X	✕ 1402-3X	✕ 1402-4X
			Night time	✕ 1402-X1	✕ 1402-X2	✕ 1402-X3	✕ 1402-X4
		COL 3	Daytime	✕ 1403-1X	✕ 1403-2X	✕ 1403-3X	✕ 1403-4X
			Night time	✕ 1403-X1	✕ 1403-X2	✕ 1403-X3	✕ 1403-X4
		COL 4	Daytime	✕ 1404-1X	✕ 1404-2X	✕ 1404-3X	✕ 1404-4X
			Night time	✕ 1404-X1	✕ 1404-X2	✕ 1404-X3	✕ 1404-X4
		COL 5	Daytime	✕ 1405-1X	✕ 1405-2X	✕ 1405-3X	✕ 1405-4X
			Night time	✕ 1405-X1	✕ 1405-X2	✕ 1405-X3	✕ 1405-X4
		COL 6	Daytime	✕ 1406-1X	✕ 1406-2X	✕ 1406-3X	✕ 1406-4X
			Night time	✕ 1406-X1	✕ 1406-X2	✕ 1406-X3	✕ 1406-X4
		COL 7	Daytime	✕ 1407-1X	✕ 1407-2X	✕ 1407-3X	✕ 1407-4X
			Night time	✕ 1407-X1	✕ 1407-X2	✕ 1407-X3	✕ 1407-X4
		COL 8	Daytime	✕ 1408-1X	✕ 1408-2X	✕ 1408-3X	✕ 1408-4X
			Night time	✕ 1408-X1	✕ 1408-X2	✕ 1408-X3	✕ 1408-X4
		COL 9	Daytime	✕ 1409-1X	✕ 1409-2X	✕ 1409-3X	✕ 1409-4X
			Night time	✕ 1409-X1	✕ 1409-X2	✕ 1409-X3	✕ 1409-X4
		COL 10	Daytime	✕ 1410-1X	✕ 1410-2X	✕ 1410-3X	✕ 1410-4X
			Night time	✕ 1410-X1	✕ 1410-X2	✕ 1410-X3	✕ 1410-X4
		COL 11	Daytime	✕ 1411-1X	✕ 1411-2X	✕ 1411-3X	✕ 1411-4X
			Night time	✕ 1411-X1	✕ 1411-X2	✕ 1411-X3	✕ 1411-X4
		COL 12	Daytime	✕ 1412-1X	✕ 1412-2X	✕ 1412-3X	✕ 1412-4X
			Night time	✕ 1412-X1	✕ 1412-X2	✕ 1412-X3	✕ 1412-X4
		Restriction on outside calls by system speed dial	Not Restricted		Restricted		
✕ 0214-0			✕ 0214-1	X			

**Extension No. 15**

Room name:

MODE NO.	FEATURE	OPTION SELECTED												
3	Telephone type	Key telephone						Direct station selector						
		✕ 1508-0 X						✕ 1508-2						
5	COL assignment for each Line key	COL No.												
			01	02	03	04	05	06	07	08	09	10	11	12
		Line key 1 ✕1501-	X											
		Line key 2 ✕1502-		X										
		Line key 3 ✕1503-			X									
		Line key 4 ✕1504-				X								
		Line key 5 ✕1505-					X							
		Line key 6 ✕1506-						X						
		Line key 7 ✕1507-							X					
		Line key 8 ✕1508-								X				
		Line key 9 ✕1509-									X			
		Line key 10 ✕1510-										X		
		Line key 11 ✕1511-											X	
		Line key 12 ✕1512-												X
4	Incoming call ringing	No ring						Ring						
		COL 1 ✕1501-0	X						✕1501-1					
		COL 2 ✕1502-0	X						✕1502-1					
		COL 3 ✕1503-0	X						✕1503-1					
		COL 4 ✕1504-0	X						✕1504-1					
		COL 5 ✕1505-0	X						✕1505-1					
		COL 6 ✕1506-0	X						✕1506-1					
		COL 7 ✕1507-0	X						✕1507-1					
		COL 8 ✕1508-0	X						✕1508-1					
		COL 9 ✕1509-0	X						✕1509-1					
		COL 10 ✕1510-0	X						✕1510-1					
		COL 11 ✕1511-0	X						✕1511-1					
		COL 12 ✕1512-0	X						✕1512-1					
3	Interrupting incoming calls during conversation	No ring		Intercom incoming ring only			COL incoming ring only			Intercom and COL incoming ring				
		✕1502-0		✕1502-1			✕1502-2 X			✕1502-3				
	Incoming calls from door box	No door box ring		Only door box A will ring			Only door box B will ring			Both door boxes A and B will ring				
		✕1506-0		✕1506-1			✕1506-2			✕1506-3 X				

Extension No. 15

MODE NO.	FEATURE	OPTION SELECTED					
3	Receiving calls from sensor	No alarm tone		Alarm tone ring			
		✕ 1507-0	X	✕ 1507-1			
	Zone paging	No paging	Zone 1	Zone 2	Zone 3		
		✕ 1505-0	✕ 1505-1	X	✕ 1505-2		
	Use of system speed dial group	Neither group A nor group B usable	Only group A usable	Only group B usable	Both groups A and B usable		
		✕ 1501-0	✕ 1501-1	✕ 1501-2	✕ 1501-3		
	Flexible night service setting	Can not set night mode		Can set night mode			
✕ 1503-0		X	✕ 1503-1				
Receiving incoming calls in nighttime call mode	No night ring		Have night ring				
	✕ 1504-0	X	✕ 1504-1				
Privacy override for outside call	Privacy		No privacy				
	✕ 1509-0	X	✕ 1509-1				
6	Outside dialing restriction class		Class 1	Class 2	Class 3	Class 4	
		COL 1	Daytime	✕ 1501-1X	✕ 1501-2X	✕ 1501-3X	✕ 1501-4X
			Night time	✕ 1501-X1	✕ 1501-X2	✕ 1501-X3	✕ 1501-X4
		COL 2	Daytime	✕ 1502-1X	✕ 1502-2X	✕ 1502-3X	✕ 1502-4X
			Night time	✕ 1502-X1	✕ 1502-X2	✕ 1502-X3	✕ 1502-X4
		COL 3	Daytime	✕ 1503-1X	✕ 1503-2X	✕ 1503-3X	✕ 1503-4X
			Night time	✕ 1503-X1	✕ 1503-X2	✕ 1503-X3	✕ 1503-X4
		COL 4	Daytime	✕ 1504-1X	✕ 1504-2X	✕ 1504-3X	✕ 1504-4X
			Night time	✕ 1504-X1	✕ 1504-X2	✕ 1504-X3	✕ 1504-X4
		COL 5	Daytime	✕ 1505-1X	✕ 1505-2X	✕ 1505-3X	✕ 1505-4X
			Night time	✕ 1505-X1	✕ 1505-X2	✕ 1505-X3	✕ 1505-X4
		COL 6	Daytime	✕ 1506-1X	✕ 1506-2X	✕ 1506-3X	✕ 1506-4X
			Night time	✕ 1506-X1	✕ 1506-X2	✕ 1506-X3	✕ 1506-X4
		COL 7	Daytime	✕ 1507-1X	✕ 1507-2X	✕ 1507-3X	✕ 1507-4X
			Night time	✕ 1507-X1	✕ 1507-X2	✕ 1507-X3	✕ 1507-X4
		COL 8	Daytime	✕ 1508-1X	✕ 1508-2X	✕ 1508-3X	✕ 1508-4X
			Night time	✕ 1508-X1	✕ 1508-X2	✕ 1508-X3	✕ 1508-X4
		COL 9	Daytime	✕ 1509-1X	✕ 1509-2X	✕ 1509-3X	✕ 1509-4X
			Night time	✕ 1509-X1	✕ 1509-X2	✕ 1509-X3	✕ 1509-X4
		COL 10	Daytime	✕ 1510-1X	✕ 1510-2X	✕ 1510-3X	✕ 1510-4X
			Night time	✕ 1510-X1	✕ 1510-X2	✕ 1510-X3	✕ 1510-X4
		COL 11	Daytime	✕ 1511-1X	✕ 1511-2X	✕ 1511-3X	✕ 1511-4X
			Night time	✕ 1511-X1	✕ 1511-X2	✕ 1511-X3	✕ 1511-X4
		COL 12	Daytime	✕ 1512-1X	✕ 1512-2X	✕ 1512-3X	✕ 1512-4X
			Night time	✕ 1512-X1	✕ 1512-X2	✕ 1512-X3	✕ 1512-X4
		Restriction on outside calls by system speed dial	Not Restricted		Restricted		
			✕ 0215-0		✕ 0215-1	X	

Extension No. 16

Room name:

MODE NO.	FEATURE	OPTION SELECTED												
		COL No.												
		01	02	03	04	05	06	07	08	09	10	11	12	
5	COL assignment for each Line key	Line key 1 ✕1601-	X											
		Line key 2 ✕1602-		X										
		Line key 3 ✕1603-			X									
		Line key 4 ✕1604-				X								
		Line key 5 ✕1605-					X							
		Line key 6 ✕1606-						X						
		Line key 7 ✕1607-			X				X					
		Line key 8 ✕1608-								X				
		Line key 9 ✕1609-									X			
		Line key 10 ✕1610-										X		
		Line key 11 ✕1611-											X	
		Line key 12 ✕1612-												X
		4	Incoming call ringing		No ring						Ring			
COL 1 ✕1601-0					X									
COL 2 ✕1602-0					X									
COL 3 ✕1603-0					X									
COL 4 ✕1604-0					X									
COL 5 ✕1605-0					X									
COL 6 ✕1606-0					X									
COL 7 ✕1607-0					X									
COL 8 ✕1608-0					X									
COL 9 ✕1609-0					X									
COL 10 ✕1610-0					X									
COL 11 ✕1611-0					X									
COL 12 ✕1612-0					X									
3	Interrupting incoming calls during conversation	No ring	Intercom incoming ring only				COL incoming ring only				Intercom and COL incoming ring			
		✕1602-0	✕1602-1				✕1602-2				✕1602-3			
	Incoming calls from door box	No door box ring	Only door box A will ring				Only door box B will ring				Both door boxes A and B will ring			
		✕1606-0	✕1606-1				✕1606-2				✕1606-3			

Extension No. 16

MODE NO.	FEATURE	OPTION SELECTED				
3	Receiving calls from sensor	No alarm tone ✕ 1607-0 ✕		Alarm tone ring ✕ 1607-1		
	Zone paging	No paging ✕ 1605-0	Zone 1 ✕ 1605-1 ✕	Zone 2 ✕ 1605-2	Zone 3 ✕ 1605-3	
	Use of system speed dial group	Neither group A nor group B usable ✕ 1601-0	Only group A usable ✕ 1601-1	Only group B usable ✕ 1601-2	Both groups A and B usable ✕ 1601-3 ✕	
	Flexible night service setting	Can not set night mode ✕ 1603-0 ✕		Can set night mode ✕ 1603-1		
	Receiving incoming calls in nighttime call mode	No night ring ✕ 1604-0 ✕		Have night ring ✕ 1604-1		
	Privacy override for outside call	Privacy ✕ 1609-0 ✕		No privacy ✕ 1609-1		
	6	Outside dialing restriction class		Class 1	Class 2	Class 3
COL 1			Daytime ✕ 1601-1X	✕ 1601-2X	✕ 1601-3X	✕ 1601-4X ✕
			Night time ✕ 1601-X1	✕ 1601-X2	✕ 1601-X3	✕ 1601-X4 ✕
COL 2			Daytime ✕ 1602-1X	✕ 1602-2X	✕ 1602-3X	✕ 1602-4X ✕
			Night time ✕ 1602-X1	✕ 1602-X2	✕ 1602-X3	✕ 1602-X4 ✕
COL 3			Daytime ✕ 1603-1X	✕ 1603-2X	✕ 1603-3X	✕ 1603-4X ✕
			Night time ✕ 1603-X1	✕ 1603-X2	✕ 1603-X3	✕ 1603-X4 ✕
COL 4			Daytime ✕ 1604-1X	✕ 1604-2X	✕ 1604-3X	✕ 1604-4X ✕
			Night time ✕ 1604-X1	✕ 1604-X2	✕ 1604-X3	✕ 1604-X4 ✕
COL 5			Daytime ✕ 1605-1X	✕ 1605-2X	✕ 1605-3X	✕ 1605-4X ✕
			Night time ✕ 1605-X1	✕ 1605-X2	✕ 1605-X3	✕ 1605-X4 ✕
COL 6			Daytime ✕ 1606-1X	✕ 1606-2X	✕ 1606-3X	✕ 1606-4X ✕
			Night time ✕ 1606-X1	✕ 1606-X2	✕ 1606-X3	✕ 1606-X4 ✕
COL 7			Daytime ✕ 1607-1X	✕ 1607-2X	✕ 1607-3X	✕ 1607-4X ✕
			Night time ✕ 1607-X1	✕ 1607-X2	✕ 1607-X3	✕ 1607-X4 ✕
COL 8			Daytime ✕ 1608-1X	✕ 1608-2X	✕ 1608-3X	✕ 1608-4X ✕
			Night time ✕ 1608-X1	✕ 1608-X2	✕ 1608-X3	✕ 1608-X4 ✕
COL 9			Daytime ✕ 1609-1X	✕ 1609-2X	✕ 1609-3X	✕ 1609-4X ✕
			Night time ✕ 1609-X1	✕ 1609-X2	✕ 1609-X3	✕ 1609-X4 ✕
COL 10			Daytime ✕ 1610-1X	✕ 1610-2X	✕ 1610-3X	✕ 1610-4X ✕
			Night time ✕ 1610-X1	✕ 1610-X2	✕ 1610-X3	✕ 1610-X4 ✕
COL 11			Daytime ✕ 1611-1X	✕ 1611-2X	✕ 1611-3X	✕ 1611-4X ✕
			Night time ✕ 1611-X1	✕ 1611-X2	✕ 1611-X3	✕ 1611-X4 ✕
COL 12			Daytime ✕ 1612-1X	✕ 1612-2X	✕ 1612-3X	✕ 1612-4X ✕
			Night time ✕ 1612-X1	✕ 1612-X2	✕ 1612-X3	✕ 1612-X4 ✕
	Restriction on outside calls by system speed dial	Not Restricted ✕ 0216-0		Restricted ✕ 0216-1 ✕		

Extension No. 17

Room name:

MODE NO.	FEATURE	OPTION SELECTED													
3	Telephone type	Key telephone						Direct station selector							
		✕ 1708-0 X						✕ 1708-2							
5	COL assignment for each Line key	COL No.													
			01	02	03	04	05	06	07	08	09	10	11	12	
		Line key 1 ✕1701-	X												
		Line key 2 ✕1702-		X											
		Line key 3 ✕1703-			X										
		Line key 4 ✕1704-				X									
		Line key 5 ✕1175-					X								
		Line key 6 ✕1706-						X							
		Line key 7 ✕1707-							X						
		Line key 8 ✕1708-								X					
		Line key 9 ✕1709-									X				
		Line key 10 ✕1710-										X			
		Line key 11 ✕1711-											X		
Line key 12 ✕1712-												X			
4	Incoming call ringing	No ring						Ring							
		COL 1 ✕1701-0	X						✕1701-1						
		COL 2 ✕1702-0	X						✕1702-1						
		COL 3 ✕1703-0	X						✕1703-1						
		COL 4 ✕1704-0	X						✕1704-1						
		COL 5 ✕1705-0	X						✕1705-1						
		COL 6 ✕1706-0	X						✕1106-1						
		COL 7 ✕1707-0	X						✕1707-1						
		COL 8 ✕1708-0	X						✕1708-1						
		COL 9 ✕1709-0	X						✕1709-1						
		COL 10 ✕1710-0	X						✕1710-1						
		COL 11 ✕1711-0	X						✕1711-1						
		COL 12 ✕1712-0	X						✕1712-1						
3	Interrupting incoming calls during conversation	No ring		Intercom incoming ring only		COL incoming ring only		Intercom and COL incoming ring							
		✕1702-0		✕1702-1		✕1702-2 X		✕1702-3							
3	Incoming calls from door box	No door box ring		Only door box A will ring		Only door box B will ring		Both door boxes A and B will ring							
		✕1706-0		✕1706-1		✕1706-2		✕1706-3 X							

Extension No. 17

MODE NO.	FEATURE	OPTION SELECTED						
3	Receiving calls from sensor	No alarm tone ✕ 1707-0 X		Alarm tone ring ✕ 1707-1				
	Zone paging	No paging ✕ 1705-0	Zone 1 ✕ 1705-1 X	Zone 2 ✕ 1705-2	Zone 3 ✕ 1705-3			
	Use of system speed dial group	Neither group A nor group B usable ✕ 1701-0	Only group A usable ✕ 1701-1	Only group B usable ✕ 1701-2	Both groups A and B usable ✕ 1701-3 X			
		Can not set night mode ✕ 1703-0 X		Can set night mode ✕ 1703-1				
	Receiving incoming calls in nighttime call mode	No night ring ✕ 1704-0 X		Have night ring ✕ 1704-1				
	Privacy override for outside call	Privacy ✕ 1709-0 X		No privacy ✕ 1709-1				
6	Outside dialing restriction class		Class 1	Class 2	Class 3	Class 4		
		COL 1	Daytime ✕ 1701-1X	✕ 1701-2X	✕ 1701-3X	✕ 1701-4X X		
			Night time ✕ 1701-X1	✕ 1701-X2	✕ 1701-X3	✕ 1701-X4 X		
		COL 2	Daytime ✕ 1702-1X	✕ 1702-2X	✕ 1702-3X	✕ 1702-4X X		
			Night time ✕ 1702-X1	✕ 1702-X2	✕ 1702-X3	✕ 1702-X4 X		
		COL 3	Daytime ✕ 1703-1X	✕ 1703-2X	✕ 1703-3X	✕ 1703-4X X		
			Night time ✕ 1703-X1	✕ 1703-X2	✕ 1703-X3	✕ 1703-X4 X		
		COL 4	Daytime ✕ 1704-1X	✕ 1704-2X	✕ 1704-3X	✕ 1704-4X X		
			Night time ✕ 1704-X1	✕ 1704-X2	✕ 1704-X3	✕ 1704-X4 X		
		COL 5	Daytime ✕ 1705-1X	✕ 1705-2X	✕ 1705-3X	✕ 1705-4X X		
			Night time ✕ 1705-X1	✕ 1705-X2	✕ 1705-X3	✕ 1705-X4 X		
		COL 6	Daytime ✕ 1706-1X	✕ 1706-2X	✕ 1706-3X	✕ 1706-4X X		
			Night time ✕ 1706-X1	✕ 1706-X2	✕ 1706-X3	✕ 1706-X4 X		
		COL 7	Daytime ✕ 1707-1X	✕ 1707-2X	✕ 1707-3X	✕ 1707-4X X		
			Night time ✕ 1707-X1	✕ 1707-X2	✕ 1707-X3	✕ 1707-X4 X		
		COL 8	Daytime ✕ 1708-1X	✕ 1708-2X	✕ 1708-3X	✕ 1708-4X X		
			Night time ✕ 1708-X1	✕ 1708-X2	✕ 1708-X3	✕ 1708-X4 X		
		COL 9	Daytime ✕ 1709-1X	✕ 1709-2X	✕ 1709-3X	✕ 1709-4X X		
			Night time ✕ 1709-X1	✕ 1709-X2	✕ 1709-X3	✕ 1709-X4 X		
		COL 10	Daytime ✕ 1710-1X	✕ 1710-2X	✕ 1710-3X	✕ 1710-4X X		
			Night time ✕ 1710-X1	✕ 1710-X2	✕ 1710-X3	✕ 1710-X4 X		
		COL 11	Daytime ✕ 1711-1X	✕ 1711-2X	✕ 1711-3X	✕ 1711-4X X		
			Night time ✕ 1711-X1	✕ 1711-X2	✕ 1711-X3	✕ 1711-X4 X		
		COL 12	Daytime ✕ 1712-1X	✕ 1712-2X	✕ 1712-3X	✕ 1712-4X X		
			Night time ✕ 1712-X1	✕ 1712-X2	✕ 1712-X3	✕ 1712-X4 X		
			Restriction on outside calls by system speed dial	Not Restricted ✕ 0217-0		Restricted ✕ 0217-1 X		

MODE NO.	FEATURE	OPTION SELECTED												
		COL No.												
		01	02	03	04	05	06	07	08	09	10	11	12	
5	COL assignment for each Line key	Line key 1 ✕1801-	X											
		Line key 2 ✕1802-		X										
		Line key 3 ✕1803-			X									
		Line key 4 ✕1804-				X								
		Line key 5 ✕1805-					X							
		Line key 6 ✕1806-						X						
		Line key 7 ✕1807-							X					
		Line key 8 ✕1808-								X				
		Line key 9 ✕1809-									X			
		Line key 10 ✕1810-										X		
		Line key 11 ✕1811-											X	
		Line key 12 ✕1812-												X
		4	Incoming call ringing		No ring						Ring			
COL 1 ✕1801-0					X				✕1801-1					
COL 2 ✕1802-0					X				✕1802-1					
COL 3 ✕1803-0					X				✕1803-1					
COL 4 ✕1804-0					X				✕1804-1					
COL 5 ✕1805-0					X				✕1805-1					
COL 6 ✕1806-0					X				✕1806-1					
COL 7 ✕1807-0					X				✕1807-1					
COL 8 ✕1808-0					X				✕1808-1					
COL 9 ✕1809-0					X				✕1809-1					
COL 10 ✕1810-0					X				✕1810-1					
COL 11 ✕1811-0					X				✕1811-1					
COL 12 ✕1812-0					X				✕1812-1					
3	Interrupting incoming calls during conversation	No ring ✕1802-0	Intercom incoming ring only ✕1802-1				COL incoming ring only ✕1802-2				Intercom and COL incoming ring ✕1802-3			
	Incoming calls from door box	No door box ring ✕1806-0	Only door box A will ring ✕1806-1				Only door box B will ring ✕1806-2				Both door boxes A and B will ring ✕1806-3			

Extension No. 18

MODE NO.	FEATURE	OPTION	SELECTED				
3	Receiving calls from sensor	No alarm tone					
		✕ 1807-0 X	✕ 1807-1				
	Zone paging	No paging	Zone 1	Zone 2			
		✕ 1805-0	✕ 1805-1 X	✕ 1805-2			
	Use of system speed dial group	Neither group A nor group B usable	Only group A usable	Only group B usable			
		✕ 1801-0	✕ 1801-1	✕ 1801-2			
	Flexible night service setting	Can not set night mode		Can set night mode			
✕ 1803-0 X			✕ 1803-1				
Receiving incoming calls in nighttime call mode	No night ring		Have night ring				
	✕ 1804-0 X		✕ 1804-1				
Privacy override for outside call	Privacy		No privacy				
	✕ 1809-0 X		✕ 1809-1				
6	Outside dialing restriction class		Class 1	Class 2	Class 3	Class 4	
		COL 1	Daytime	✕ 1801-1X	✕ 1801-2X	✕ 1801-3X	✕ 1801-4X X
			Night time	✕ 1801-X1	✕ 1801-X2	✕ 1801-X3	✕ 1801-X4 X
		COL 2	Daytime	✕ 1802-1X	✕ 1802-2X	✕ 1802-3X	✕ 1802-4X X
			Night time	✕ 1802-X1	✕ 1802-X2	✕ 1802-X3	✕ 1802-X4 X
		COL 3	Daytime	✕ 1803-1X	✕ 1803-2X	✕ 1803-3X	✕ 1803-4X X
			Night time	✕ 1803-X1	✕ 1803-X2	✕ 1803-X3	✕ 1803-X4 X
		COL 4	Daytime	✕ 1804-1X	✕ 1804-2X	✕ 1804-3X	✕ 1804-4X X
			Night time	✕ 1804-X1	✕ 1804-X2	✕ 1804-X3	✕ 1804-X4 X
		COL 5	Daytime	✕ 1805-1X	✕ 1805-2X	✕ 1805-3X	✕ 1805-4X X
			Night time	✕ 1805-X1	✕ 1805-X2	✕ 1805-X3	✕ 1805-X4 X
		COL 6	Daytime	✕ 1806-1X	✕ 1806-2X	✕ 1806-3X	✕ 1806-4X X
			Night time	✕ 1806-X1	✕ 1806-X2	✕ 1806-X3	✕ 1806-X4 X
		COL 7	Daytime	✕ 1807-1X	✕ 1807-2X	✕ 1807-3X	✕ 1807-4X X
			Night time	✕ 1807-X1	✕ 1807-X2	✕ 1807-X3	✕ 1807-X4 X
		COL 8	Daytime	✕ 1808-1X	✕ 1808-2X	✕ 1808-3X	✕ 1808-4X X
			Night time	✕ 1808-X1	✕ 1808-X2	✕ 1808-X3	✕ 1808-X4 X
		COL 9	Daytime	✕ 1809-1X	✕ 1809-2X	✕ 1809-3X	✕ 1809-4X X
			Night time	✕ 1809-X1	✕ 1809-X2	✕ 1809-X3	✕ 1809-X4 X
		COL 10	Daytime	✕ 1810-1X	✕ 1810-2X	✕ 1810-3X	✕ 1810-4X X
			Night time	✕ 1810-X1	✕ 1810-X2	✕ 1810-X3	✕ 1810-X4 X
		COL 11	Daytime	✕ 1811-1X	✕ 1811-2X	✕ 1811-3X	✕ 1811-4X X
			Night time	✕ 1811-X1	✕ 1811-X2	✕ 1811-X3	✕ 1811-X4 X
		COL 12	Daytime	✕ 1812-1X	✕ 1812-2X	✕ 1812-3X	✕ 1812-4X X
			Night time	✕ 1812-X1	✕ 1812-X2	✕ 1812-X3	✕ 1812-X4 X
		Restriction on outside calls by system speed dial	Not Restricted		Restricted		
✕ 0218-0			✕ 0218-1 X				

Extension No. 19

Room name:

3 of 10 extension 3

MODE NO.	FEATURE	OPTION SELECTED												
3	Telephone type	Key telephone						Direct station selector						
		✕ 1908-0 X						✕ 1908-2						
5	COL assignment for each Line key	COL No.												
			01	02	03	04	05	06	07	08	09	10	11	12
		Line key 1 ✕1901-	X											
		Line key 2 ✕1902-		X										
		Line key 3 ✕1903-			X									
		Line key 4 ✕1904-				X								
		Line key 5 ✕1905-					X							
		Line key 6 ✕1906-						X						
		Line key 7 ✕1907-							X					
		Line key 8 ✕1908-								X				
		Line key 9 ✕1909-									X			
		Line key 10 ✕1910-										X		
		Line key 11 ✕1911-											X	
		Line key 12 ✕1912-												X
4	Incoming call ringing	No ring						Ring						
		COL 1 ✕1901-0	X						✕1901-1					
		COL 2 ✕1902-0	X						✕1902-1					
		COL 3 ✕1903-0	X						✕1903-1					
		COL 4 ✕1904-0	X						✕1904-1					
		COL 5 ✕1905-0	X						✕1905-1					
		COL 6 ✕1906-0	X						✕1906-1					
		COL 7 ✕1907-0	X						✕1907-1					
		COL 8 ✕1908-0	X						✕1908-1					
		COL 9 ✕1909-0	X						✕1909-1					
		COL 10 ✕1910-0	X						✕1910-1					
		COL 11 ✕1911-0	X						✕1911-1					
		COL 12 ✕1912-0	X						✕1912-1					
3	Interrupting incoming calls during conversation	No ring	Intercom incoming ring only			COL incoming ring only			Intercom and COL incoming ring					
		✕1902-0	✕1902-1			✕1902-2 X			✕1902-3					
3	Incoming calls from door box	No door box ring	Only door box A will ring			Only door box B will ring			Both door boxes A and B will ring					
		✕1906-0	✕1906-1			✕1906-2			✕1906-3 X					

Extension No. 19

MODE NO.	FEATURE	OPTION SELECTED					
3	Receiving calls from sensor	No alarm tone ✕ 1907-0		Alarm tone ring ✕ 1907-1			
	Zone paging	No paging ✕ 1905-0	Zone 1 ✕ 1905-1	Zone 2 ✕ 1905-2	Zone 3 ✕ 1905-3		
	Use of system speed dial group	Neither group A nor group B usable ✕ 1901-0	Only group A usable ✕ 1901-1	Only group B usable ✕ 1901-2	Both groups A and B usable ✕ 1901-3		
					X		
	Flexible night service setting	Can not set night mode ✕ 1903-0		Can set night mode ✕ 1903-1			
		X					
	Receiving incoming calls in nighttime call mode	No night ring ✕ 1904-0		Have night ring ✕ 1904-1			
X							
Privacy override for outside call	Privacy ✕ 1909-0		No privacy ✕ 1909-1				
	X						
6	Outside dialing restriction class		Class 1	Class 2	Class 3	Class 4	
		COL 1	Daytime	✕ 1901-1X	✕ 1901-2X	✕ 1901-3X	✕ 1901-4X
			Night time	✕ 1901-X1	✕ 1901-X2	✕ 1901-X3	✕ 1901-X4
		COL 2	Daytime	✕ 1902-1X	✕ 1902-2X	✕ 1902-3X	✕ 1902-4X
			Night time	✕ 1902-X1	✕ 1902-X2	✕ 1902-X3	✕ 1902-X4
		COL 3	Daytime	✕ 1903-1X	✕ 1903-2X	✕ 1903-3X	✕ 1903-4X
			Night time	✕ 1903-X1	✕ 1903-X2	✕ 1903-X3	✕ 1903-X4
		COL 4	Daytime	✕ 1904-1X	✕ 1904-2X	✕ 1904-3X	✕ 1904-4X
			Night time	✕ 1904-X1	✕ 1904-X2	✕ 1904-X3	✕ 1904-X4
		COL 5	Daytime	✕ 1905-1X	✕ 1905-2X	✕ 1905-3X	✕ 1905-4X
			Night time	✕ 1905-X1	✕ 1905-X2	✕ 1905-X3	✕ 1905-X4
		COL 6	Daytime	✕ 1906-1X	✕ 1906-2X	✕ 1906-3X	✕ 1906-4X
			Night time	✕ 1906-X1	✕ 1906-X2	✕ 1906-X3	✕ 1906-X4
		COL 7	Daytime	✕ 1907-1X	✕ 1907-2X	✕ 1907-3X	✕ 1907-4X
			Night time	✕ 1907-X1	✕ 1907-X2	✕ 1907-X3	✕ 1907-X4
		COL 8	Daytime	✕ 1908-1X	✕ 1908-2X	✕ 1908-3X	✕ 1908-4X
			Night time	✕ 1908-X1	✕ 1908-X2	✕ 1908-X3	✕ 1908-X4
		COL 9	Daytime	✕ 1909-1X	✕ 1909-2X	✕ 1909-3X	✕ 1909-4X
			Night time	✕ 1909-X1	✕ 1909-X2	✕ 1909-X3	✕ 1909-X4
		COL 10	Daytime	✕ 1910-1X	✕ 1910-2X	✕ 1910-3X	✕ 1910-4X
			Night time	✕ 1910-X1	✕ 1910-X2	✕ 1910-X3	✕ 1910-X4
		COL 11	Daytime	✕ 1911-1X	✕ 1911-2X	✕ 1911-3X	✕ 1911-4X
			Night time	✕ 1911-X1	✕ 1911-X2	✕ 1911-X3	✕ 1911-X4
		COL 12	Daytime	✕ 1912-1X	✕ 1912-2X	✕ 1912-3X	✕ 1912-4X
			Night time	✕ 1912-X1	✕ 1912-X2	✕ 1912-X3	✕ 1912-X4
		Restriction on outside calls by system speed dial	Not Restricted ✕ 0219-0		Restricted ✕ 0219-1		
					X		

Extension No. 20

Room name:

MODE NO.	FEATURE	OPTION SELECTED												
		COL No.												
		01	02	03	04	05	06	07	08	09	10	11	12	
5	COL assignment for each Line key	Line key 1 <small>✕2001-</small>	X											
		Line key 2 <small>✕2002-</small>		X										
		Line key 3 <small>✕2003-</small>			X									
		Line key 4 <small>✕2004-</small>				X								
		Line key 5 <small>✕2005-</small>					X							
		Line key 6 <small>✕2006-</small>						X						
		Line key 7 <small>✕2007-</small>							X					
		Line key 8 <small>✕2008-</small>								X				
		Line key 9 <small>✕2009-</small>									X			
		Line key 10 <small>✕2010-</small>										X		
		Line key 11 <small>✕2011-</small>											X	
		Line key 12 <small>✕2012-</small>												X
4	Incoming call ringing	No ring						Ring						
		COL 1 <small>✕2001-0</small>			X			<small>✕2001-1</small>						
		COL 2 <small>✕2002-0</small>			X			<small>✕2002-1</small>						
		COL 3 <small>✕2003-0</small>			X			<small>✕2003-1</small>						
		COL 4 <small>✕2004-0</small>			X			<small>✕2004-1</small>						
		COL 5 <small>✕2005-0</small>			X			<small>✕2005-1</small>						
		COL 6 <small>✕2006-0</small>			X			<small>✕2006-1</small>						
		COL 7 <small>✕2007-0</small>			X			<small>✕2007-1</small>						
		COL 8 <small>✕2008-0</small>			X			<small>✕2008-1</small>						
		COL 9 <small>✕2009-0</small>			X			<small>✕2009-1</small>						
		COL 10 <small>✕2010-0</small>			X			<small>✕2010-1</small>						
		COL 11 <small>✕2011-0</small>			X			<small>✕2011-1</small>						
COL 12 <small>✕2012-0</small>			X			<small>✕2012-1</small>								
3	Interrupting incoming calls during conversation	No ring	Intercom incoming ring only				COL incoming ring only				Intercom and COL incoming ring			
		<small>✕2002-0</small>	<small>✕2002-1</small>				<small>✕2002-2</small> X				<small>✕2002-3</small>			
	Incoming calls from door box	No door box ring	Only door box A will ring				Only door box B will ring				Both door boxes A and B will ring			
		<small>✕2006-0</small>	<small>✕2006-1</small>				<small>✕2006-2</small>				<small>✕2006-3</small> X			

Extension No. 20

MODE NO.	FEATURE	OPTION SELECTED					
3	Receiving calls from sensor	No alarm tone ✖ 2007-0 X		Alarm tone ring ✔ 2007-1			
	Zone paging	No paging ✔ 2005-0	Zone 1 ✖ 2005-1 X	Zone 2 ✔ 2005-2	Zone 3 ✔ 2005-3		
	Use of system speed dial group	Neither group A nor group B usable ✔ 2001-0	Only group A usable ✔ 2001-1	Only group B usable ✔ 2001-2	Both groups A and B usable ✔ 2001-3 X		
		Flexible night service setting		Can set night mode ✔ 2003-1			
	Receiving incoming calls in nighttime call mode	No night ring ✔ 2004-0 X		Have night ring ✔ 2004-1			
		Privacy override for outside call	Privacy ✔ 2009-0 X		No privacy ✔ 2009-1		
6	Outside dialing restriction class			Class 1	Class 2	Class 3	Class 4
		COL 1	Daytime	✔ 2001-1X	✔ 2001-2X	✔ 2001-3X	✔ 2001-4X X
			Night time	✔ 2001-X1	✔ 2001-X2	✔ 2001-X3	✔ 2001-X4 X
		COL 2	Daytime	✔ 2002-1X	✔ 2002-2X	✔ 2002-3X	✔ 2002-4X X
			Night time	✔ 2002-X1	✔ 2002-X2	✔ 2002-X3	✔ 2002-X4 X
		COL 3	Daytime	✔ 2003-1X	✔ 2003-2X	✔ 2003-3X	✔ 2003-4X X
			Night time	✔ 2003-X1	✔ 2003-X2	✔ 2003-X3	✔ 2003-X4 X
		COL 4	Daytime	✔ 2004-1X	✔ 2004-2X	✔ 2004-3X	✔ 2004-4X X
			Night time	✔ 2004-X1	✔ 2004-X2	✔ 2004-X3	✔ 2004-X4 X
		COL 5	Daytime	✔ 2005-1X	✔ 2005-2X	✔ 2005-3X	✔ 2005-4X X
			Night time	✔ 2005-X1	✔ 2005-X2	✔ 2005-X3	✔ 2005-X4 X
		COL 6	Daytime	✔ 2006-1X	✔ 2006-2X	✔ 2006-3X	✔ 2006-4X X
			Night time	✔ 2006-X1	✔ 2006-X2	✔ 2006-X3	✔ 2006-X4 X
		COL 7	Daytime	✔ 2007-1X	✔ 2007-2X	✔ 2007-3X	✔ 2007-4X X
			Night time	✔ 2007-X1	✔ 2007-X2	✔ 2007-X3	✔ 2007-X4 X
		COL 8	Daytime	✔ 2008-1X	✔ 2008-2X	✔ 2008-3X	✔ 2008-4X X
			Night time	✔ 2008-X1	✔ 2008-X2	✔ 2008-X3	✔ 2008-X4 X
		COL 9	Daytime	✔ 2009-1X	✔ 2009-2X	✔ 2009-3X	✔ 2009-4X X
			Night time	✔ 2009-X1	✔ 2009-X2	✔ 2009-X3	✔ 2009-X4 X
		COL 10	Daytime	✔ 2010-1X	✔ 2010-2X	✔ 2010-3X	✔ 2010-4X X
			Night time	✔ 2010-X1	✔ 2010-X2	✔ 2010-X3	✔ 2010-X4 X
		COL 11	Daytime	✔ 2011-1X	✔ 2011-2X	✔ 2011-3X	✔ 2011-4X X
			Night time	✔ 2011-X1	✔ 2011-X2	✔ 2011-X3	✔ 2011-X4 X
		COL 12	Daytime	✔ 2012-1X	✔ 2012-2X	✔ 2012-3X	✔ 2012-4X X
			Night time	✔ 2012-X1	✔ 2012-X2	✔ 2012-X3	✔ 2012-X4 X
		Restriction on outside calls by system speed dial	Not Restricted ✔ 0220-0			Restricted ✔ 0220-1 X	

Extension No. 21

Room name:

MODE NO.	FEATURE	OPTION SELECTED													
3	Telephone type	Key telephone						Direct station selector							
		✕ 2108-0 X						✕ 2108-2							
5	COL assignment for each Line key	COL No.													
			01	02	03	04	05	06	07	08	09	10	11	12	
		Line key 1 ✕2101-	X												
		Line key 2 ✕2102-		X											
		Line key 3 ✕2103-			X										
		Line key 4 ✕2104-				X									
		Line key 5 ✕2105-					X								
		Line key 6 ✕2106-						X							
		Line key 7 ✕2107-							X						
		Line key 8 ✕2108-								X					
		Line key 9 ✕2109-									X				
		Line key 10 ✕2110-										X			
		Line key 11 ✕2111-											X		
Line key 12 ✕2112-												X			
4	Incoming call ringing	No ring						Ring							
		COL 1 ✕2101-0	X						✕2101-1						
		COL 2 ✕2102-0	X						✕2102-1						
		COL 3 ✕2103-0	X						✕2103-1						
		COL 4 ✕2104-0	X						✕2104-1						
		COL 5 ✕2105-0	X						✕2105-1						
		COL 6 ✕2106-0	X						✕2106-1						
		COL 7 ✕2107-0	X						✕2107-1						
		COL 8 ✕2108-0	X						✕2108-1						
		COL 9 ✕2109-0	X						✕2109-1						
		COL 10 ✕2110-0	X						✕2110-1						
		COL 11 ✕2111-0	X						✕2111-1						
		COL 12 ✕2112-0	X						✕2112-1						
3	Interrupting incoming calls during conversation	No ring		Intercom incoming ring only		COL incoming ring only		Intercom and COL incoming ring							
		✕2102-0		✕2102-1		✕2102-2 X		✕2102-3							
3	Incoming calls from door box	No door box ring		Only door box A will ring		Only door box B will ring		Both door boxes A and B will ring							
		✕2106-0		✕2106-1		✕2106-2		✕2106-3 X							

Extension No. 21

MODE NO.	FEATURE	OPTION	SELECTED			
3	Receiving calls from sensor	No alarm tone	Alarm tone ring			
		✕ 2107-0 ✕	✕ 2107-1			
	Zone paging	No paging	Zone 1	Zone 2	Zone 3	
		✕ 2105-0	✕ 2105-1 ✕	✕ 2105-2	✕ 2105-3	
	Use of system speed dial group	Neither group A nor group B usable	Only group A usable	Only group B usable	Both groups A and B usable	
		✕ 2101-0	✕ 2101-1	✕ 2101-2	✕ 2101-3 ✕	
Flexible night service setting	Can not set night mode	Can set night mode				
	✕ 2103-0 ✕	✕ 2103-1				
Receiving incoming calls in nighttime call mode	No night ring	Have night ring				
	✕ 2104-0 ✕	✕ 2104-1				
Privacy override for outside call	Privacy	No privacy				
	✕ 2109-0 ✕	✕ 2109-1				
6	Outside dialing restriction class		Class 1	Class 2	Class 3	Class 4
		COL 1	Daytime ✕ 2101-1X	✕ 2101-2X	✕ 2101-3X	✕ 2101-4X ✕
			Night time ✕ 2101-X1	✕ 2101-X2	✕ 2101-X3	✕ 2101-X4 ✕
		COL 2	Daytime ✕ 2102-1X	✕ 2102-2X	✕ 2102-3X	✕ 2102-4X ✕
			Night time ✕ 2102-X1	✕ 2102-X2	✕ 2102-X3	✕ 2102-X4 ✕
		COL 3	Daytime ✕ 2103-1X	✕ 2103-2X	✕ 2103-3X	✕ 2103-4X ✕
			Night time ✕ 2103-X1	✕ 2103-X2	✕ 2103-X3	✕ 2103-X4 ✕
		COL 4	Daytime ✕ 2104-1X	✕ 2104-2X	✕ 2104-3X	✕ 2104-4X ✕
			Night time ✕ 2104-X1	✕ 2104-X2	✕ 2104-X3	✕ 2104-X4 ✕
		COL 5	Daytime ✕ 2105-1X	✕ 2105-2X	✕ 2105-3X	✕ 2105-4X ✕
			Night time ✕ 2105-X1	✕ 2105-X2	✕ 2105-X3	✕ 2105-X4 ✕
		COL 6	Daytime ✕ 2106-1X	✕ 2106-2X	✕ 2106-3X	✕ 2106-4X ✕
			Night time ✕ 2106-X1	✕ 2106-X2	✕ 2106-X3	✕ 2106-X4 ✕
		COL 7	Daytime ✕ 2107-1X	✕ 2107-2X	✕ 2107-3X	✕ 2107-4X ✕
			Night time ✕ 2107-X1	✕ 2107-X2	✕ 2107-X3	✕ 2107-X4 ✕
		COL 8	Daytime ✕ 2108-1X	✕ 2108-2X	✕ 2108-3X	✕ 2108-4X ✕
			Night time ✕ 2108-X1	✕ 2108-X2	✕ 2108-X3	✕ 2108-X4 ✕
		COL 9	Daytime ✕ 2109-1X	✕ 2109-2X	✕ 2109-3X	✕ 2109-4X ✕
			Night time ✕ 2109-X1	✕ 2109-X2	✕ 2109-X3	✕ 2109-X4 ✕
		COL 10	Daytime ✕ 2110-1X	✕ 2110-2X	✕ 2110-3X	✕ 2110-4X ✕
			Night time ✕ 2110-X1	✕ 2110-X2	✕ 2110-X3	✕ 2110-X4 ✕
		COL 11	Daytime ✕ 2111-1X	✕ 2111-2X	✕ 2111-3X	✕ 2111-4X ✕
			Night time ✕ 2111-X1	✕ 2111-X2	✕ 2111-X3	✕ 2111-X4 ✕
		COL 12	Daytime ✕ 2112-1X	✕ 2112-2X	✕ 2112-3X	✕ 2112-4X ✕
	Night time ✕ 2112-X1	✕ 2112-X2	✕ 2112-X3	✕ 2112-X4 ✕		
Restriction on outside calls by system speed dial	Not Restricted	Restricted				
	✕ 0221-0	✕ 0221-1 ✕				

Extension No. 22

Room name:

MODE NO.	FEATURE	OPTION SELECTED												
		COL No.												
		01	02	03	04	05	06	07	08	09	10	11	12	
5	COL assignment for each Line key	Line key 1 <small>✕2201-</small>	X											
		Line key 2 <small>✕2202-</small>		X										
		Line key 3 <small>✕2203-</small>			X									
		Line key 4 <small>✕2204-</small>				X								
		Line key 5 <small>✕2205-</small>					X							
		Line key 6 <small>✕2206-</small>						X						
		Line key 7 <small>✕2207-</small>							X					
		Line key 8 <small>✕2208-</small>								X				
		Line key 9 <small>✕2209-</small>									X			
		Line key 10 <small>✕2210-</small>										X		
		Line key 11 <small>✕2211-</small>											X	
		Line key 12 <small>✕2212-</small>												X
		4	Incoming call ringing		No ring						Ring			
COL 1 <small>✕2201-0</small>					X									
COL 2 <small>✕2202-0</small>					X									
COL 3 <small>✕2203-0</small>					X									
COL 4 <small>✕2204-0</small>					X									
COL 5 <small>✕2205-0</small>					X									
COL 6 <small>✕2206-0</small>					X									
COL 7 <small>✕2207-0</small>					X									
COL 8 <small>✕2208-0</small>					X									
COL 9 <small>✕2209-0</small>					X									
COL 10 <small>✕2210-0</small>					X									
COL 11 <small>✕2211-0</small>					X									
COL 12 <small>✕2212-0</small>					X									
3	Interrupting incoming calls during conversation	No ring	Intercom incoming ring only				COL incoming ring only				Intercom and COL incoming ring			
		<small>✕2202-0</small>	<small>✕2202-1</small>				<small>✕2202-2</small>				<small>✕2202-3</small>			
	Incoming calls from door box	No door box ring	Only door box A will ring				Only door box B will ring				Both door boxes A and B will ring			
		<small>✕2206-0</small>	<small>✕2206-1</small>				<small>✕2206-2</small>				<small>✕2206-3</small>			

Extension No. 22

MODE NO.	FEATURE	OPTION SELECTED					
3	Receiving calls from sensor	No alarm tone		Alarm tone ring			
		✕ 2207-0	X	✕ 2207-1			
	Zone paging	No paging	Zone 1	Zone 2	Zone 3		
		✕ 2205-0	✕ 2205-1	X	✕ 2205-2		
	Use of system speed dial group	Neither group A nor group B usable	Only group A usable	Only group B usable	Both groups A and B usable		
		✕ 2201-0	✕ 2201-1	✕ 2201-2	✕ 2201-3		
Flexible night service setting	Can not set night mode		Can set night mode				
	✕ 2203-0	X	✕ 2203-1				
Receiving incoming calls in nighttime call mode	No night ring		Have night ring				
	✕ 2204-0	X	✕ 2204-1				
Privacy override for outside call	Privacy		No privacy				
	✕ 2209-0	X	✕ 2209-1				
6	Outside dialing restriction class		Class 1	Class 2	Class 3	Class 4	
		COL 1	Daytime	✕ 2201-1X	✕ 2201-2X	✕ 2201-3X	✕ 2201-4X
			Night time	✕ 2201-X1	✕ 2201-X2	✕ 2201-X3	✕ 2201-X4
		COL 2	Daytime	✕ 2202-1X	✕ 2202-2X	✕ 2202-3X	✕ 2202-4X
			Night time	✕ 2202-X1	✕ 2202-X2	✕ 2202-X3	✕ 2202-X4
		COL 3	Daytime	✕ 2203-1X	✕ 2203-2X	✕ 2203-3X	✕ 2203-4X
			Night time	✕ 2203-X1	✕ 2203-X2	✕ 2203-X3	✕ 2203-X4
		COL 4	Daytime	✕ 2204-1X	✕ 2204-2X	✕ 2204-3X	✕ 2204-4X
			Night time	✕ 2204-X1	✕ 2204-X2	✕ 2204-X3	✕ 2204-X4
		COL 5	Daytime	✕ 2205-1X	✕ 2205-2X	✕ 2205-3X	✕ 2205-4X
			Night time	✕ 2205-X1	✕ 2205-X2	✕ 2205-X3	✕ 2205-X4
		COL 6	Daytime	✕ 2206-1X	✕ 2206-2X	✕ 2206-3X	✕ 2206-4X
			Night time	✕ 2206-X1	✕ 2206-X2	✕ 2206-X3	✕ 2206-X4
COL 7	Daytime	✕ 2207-1X	✕ 2207-2X	✕ 2207-3X	✕ 2207-4X		
	Night time	✕ 2207-X1	✕ 2207-X2	✕ 2207-X3	✕ 2207-X4		
COL 8	Daytime	✕ 2208-1X	✕ 2208-2X	✕ 2208-3X	✕ 2208-4X		
	Night time	✕ 2208-X1	✕ 2208-X2	✕ 2208-X3	✕ 2208-X4		
COL 9	Daytime	✕ 2209-1X	✕ 2209-2X	✕ 2209-3X	✕ 2209-4X		
	Night time	✕ 2209-X1	✕ 2209-X2	✕ 2209-X3	✕ 2209-X4		
COL 10	Daytime	✕ 2210-1X	✕ 2210-2X	✕ 2210-3X	✕ 2210-4X		
	Night time	✕ 2210-X1	✕ 2210-X2	✕ 2210-X3	✕ 2210-X4		
COL 11	Daytime	✕ 2211-1X	✕ 2211-2X	✕ 2211-3X	✕ 2211-4X		
	Night time	✕ 2211-X1	✕ 2211-X2	✕ 2211-X3	✕ 2211-X4		
COL 12	Daytime	✕ 2212-1X	✕ 2212-2X	✕ 2212-3X	✕ 2212-4X		
	Night time	✕ 2212-X1	✕ 2212-X2	✕ 2212-X3	✕ 2212-X4		
Restriction on outside calls by system speed dial	Not Restricted		Restricted				
	✕ 0222-0		✕ 0222-1	X			

Extension No. 23

Room name:

23.04.1967

MODE NO.	FEATURE	OPTION SELECTED												
3	Telephone type	Key telephone						Direct station selector						
		✕ 2308-0 X						✕ 2308-2						
5	COL assignment for each Line key	COL No.												
			01	02	03	04	05	06	07	08	09	10	11	12
		Line key 1 ✕2301-	X											
		Line key 2 ✕2302-		X										
		Line key 3 ✕2303-			X									
		Line key 4 ✕2304-				X								
		Line key 5 ✕2305-					X							
		Line key 6 ✕2306-						X						
		Line key 7 ✕2307-							X					
		Line key 8 ✕2308-								X				
		Line key 9 ✕2309-									X			
		Line key 10 ✕2310-										X		
		Line key 11 ✕2311-											X	
Line key 12 ✕2312-												X		
4	Incoming call ringing	No ring						Ring						
		COL 1 ✕2301-0			X			✕2301-1						
		COL 2 ✕2302-0			X			✕2302-1						
		COL 3 ✕2303-0			X			✕2303-1						
		COL 4 ✕2304-0			X			✕2304-1						
		COL 5 ✕2305-0			X			✕2305-1						
		COL 6 ✕2306-0			X			✕2306-1						
		COL 7 ✕2307-0			X			✕2307-1						
		COL 8 ✕2308-0			X			✕2308-1						
		COL 9 ✕2309-0			X			✕2309-1						
		COL 10 ✕2310-0			X			✕2310-1						
		COL 11 ✕2311-0			X			✕2311-1						
COL 12 ✕2312-0			X			✕2312-1								
3	Interrupting incoming calls during conversation	No ring	Intercom incoming ring only			COL incoming ring only			Intercom and COL incoming ring					
		✕2302-0	✕2302-1			✕2302-2 X			✕2302-3					
3	Incoming calls from door box	No door box ring	Only door box A will ring			Only door box B will ring			Both door boxes A and B will ring					
		✕2306-0	✕2306-1			✕2306-2			✕2306-3 X					

Extension No. 23

MODE NO.	FEATURE	OPTION SELECTED					
3	Receiving calls from sensor	No alarm tone ✕ 2307-0 ✕		Alarm tone ring ✕ 2307-1			
	Zone paging	No paging ✕ 2305-0	Zone 1 ✕ 2305-1 ✕	Zone 2 ✕ 2305-2	Zone 3 ✕ 2305-3		
	Use of system speed dial group	Neither group A nor group B usable ✕ 2301-0	Only group A usable ✕ 2301-1	Only group B usable ✕ 2301-2	Both groups A and B usable ✕ 2301-3 ✕		
	Flexible night service setting	Can not set night mode ✕ 2303-0 ✕		Can set night mode ✕ 2303-1			
	Receiving incoming calls in nighttime call mode	No night ring ✕ 2304-0 ✕		Have night ring ✕ 2304-1			
	Privacy override for outside call	Privacy ✕ 2309-0 ✕		No privacy ✕ 2309-1			
6	Outside dialing restriction class		Class 1	Class 2	Class 3	Class 4	
		COL 1	Daytime	✕ 2301-1X	✕ 2301-2X	✕ 2301-3X	✕ 2301-4X ✕
			Night time	✕ 2301-X1	✕ 2301-X2	✕ 2301-X3	✕ 2301-X4 ✕
		COL 2	Daytime	✕ 2302-1X	✕ 2302-2X	✕ 2302-3X	✕ 2302-4X ✕
			Night time	✕ 2302-X1	✕ 2302-X2	✕ 2302-X3	✕ 2302-X4 ✕
		COL 3	Daytime	✕ 2303-1X	✕ 2303-2X	✕ 2303-3X	✕ 2303-4X ✕
			Night time	✕ 2303-X1	✕ 2303-X2	✕ 2303-X3	✕ 2303-X4 ✕
		COL 4	Daytime	✕ 2304-1X	✕ 2304-2X	✕ 2304-3X	✕ 2304-4X ✕
			Night time	✕ 2304-X1	✕ 2304-X2	✕ 2304-X3	✕ 2304-X4 ✕
		COL 5	Daytime	✕ 2305-1X	✕ 2305-2X	✕ 2305-3X	✕ 2305-4X ✕
			Night time	✕ 2305-X1	✕ 2305-X2	✕ 2305-X3	✕ 2305-X4 ✕
		COL 6	Daytime	✕ 2306-1X	✕ 2306-2X	✕ 2306-3X	✕ 2306-4X ✕
			Night time	✕ 2306-X1	✕ 2306-X2	✕ 2306-X3	✕ 2306-X4 ✕
COL 7	Daytime	✕ 2307-1X	✕ 2307-2X	✕ 2307-3X	✕ 2307-4X ✕		
	Night time	✕ 2307-X1	✕ 2307-X2	✕ 2307-X3	✕ 2307-X4 ✕		
COL 8	Daytime	✕ 2308-1X	✕ 2308-2X	✕ 2308-3X	✕ 2308-4X ✕		
	Night time	✕ 2308-X1	✕ 2308-X2	✕ 2308-X3	✕ 2308-X4 ✕		
COL 9	Daytime	✕ 2309-1X	✕ 2309-2X	✕ 2309-3X	✕ 2309-4X ✕		
	Night time	✕ 2309-X1	✕ 2309-X2	✕ 2309-X3	✕ 2309-X4 ✕		
COL 10	Daytime	✕ 2310-1X	✕ 2310-2X	✕ 2310-3X	✕ 2310-4X ✕		
	Night time	✕ 2310-X1	✕ 2310-X2	✕ 2310-X3	✕ 2310-X4 ✕		
COL 11	Daytime	✕ 2311-1X	✕ 2311-2X	✕ 2311-3X	✕ 2311-4X ✕		
	Night time	✕ 2311-X1	✕ 2311-X2	✕ 2311-X3	✕ 2311-X4 ✕		
COL 12	Daytime	✕ 2312-1X	✕ 2312-2X	✕ 2312-3X	✕ 2312-4X ✕		
	Night time	✕ 2312-X1	✕ 2312-X2	✕ 2312-X3	✕ 2312-X4 ✕		
	Restriction on outside calls by system speed dial	Not Restricted ✕ 0223-0		Restricted ✕ 0223-1 ✕			

Extension No. 24

Room name:

AS .011 niensixi

MODE NO.	FEATURE	OPTION SELECTED												
		COL No.												
		01	02	03	04	05	06	07	08	09	10	11	12	
5	COL assignment for each Line key	Line key 1 <small>✕2401-</small>	X											
		Line key 2 <small>✕2402-</small>		X										
		Line key 3 <small>✕2403-</small>			X									
		Line key 4 <small>✕2404-</small>				X								
		Line key 5 <small>✕2405-</small>					X							
		Line key 6 <small>✕2406-</small>						X						
		Line key 7 <small>✕2407-</small>							X					
		Line key 8 <small>✕2408-</small>								X				
		Line key 9 <small>✕2409-</small>									X			
		Line key 10 <small>✕2410-</small>										X		
		Line key 11 <small>✕2411-</small>											X	
		Line key 12 <small>✕2412-</small>												X
4	Incoming call ringing		No ring						Ring					
		COL 1 <small>✕2401-0</small>			X									
		COL 2 <small>✕2402-0</small>			X									
		COL 3 <small>✕2403-0</small>			X									
		COL 4 <small>✕2404-0</small>			X									
		COL 5 <small>✕2405-0</small>			X									
		COL 6 <small>✕2406-0</small>			X									
		COL 7 <small>✕2407-0</small>			X									
		COL 8 <small>✕2408-0</small>			X									
		COL 9 <small>✕2409-0</small>			X									
		COL 10 <small>✕2410-0</small>			X									
		COL 11 <small>✕2411-0</small>			X									
COL 12 <small>✕2412-0</small>			X											
3	Interrupting incoming calls during conversation	No ring	Intercom incoming ring only				COL incoming ring only				Intercom and COL incoming ring			
		<small>✕2402-0</small>	<small>✕2402-1</small>				<small>✕2402-2</small>				<small>✕2402-3</small>			
3	Incoming calls from door box	No door box ring	Only door box A will ring				Only door box B will ring				Both door boxes A and B will ring			
		<small>✕2406-0</small>	<small>✕2406-1</small>				<small>✕2406-2</small>				<small>✕2406-3</small>			

Extension No. 24

MODE NO.	FEATURE	OPTION	SELECTED				
3	Receiving calls from sensor	No alarm tone ☒ 2407-0	Alarm tone ring ☒ 2407-1				
	Zone paging	No paging ☒ 2405-0	Zone 1 ☒ 2405-1	Zone 2 ☒ 2405-2	Zone 3 ☒ 2405-3		
	Use of system speed dial group	Neither group A nor group B usable ☒ 2401-0	Only group A usable ☒ 2401-1	Only group B usable ☒ 2401-2	Both groups A and B usable ☒ 2401-3		
	Flexible night service setting	Can not set night mode ☒ 2403-0		Can set night mode ☒ 2403-1			
	Receiving incoming calls in nighttime call mode	No night ring ☒ 2404-0		Have night ring ☒ 2404-1			
	Privacy override for outside call	Privacy ☒ 2409-0		No privacy ☒ 2409-1			
6	Outside dialing restriction class		Class 1	Class 2	Class 3	Class 4	
		COL 1	Daytime	☒ 2401-1X	☒ 2401-2X	☒ 2401-3X	☒ 2401-4X
			Night time	☒ 2401-X1	☒ 2401-X2	☒ 2401-X3	☒ 2401-X4
		COL 2	Daytime	☒ 2402-1X	☒ 2402-2X	☒ 2402-3X	☒ 2402-4X
			Night time	☒ 2402-X1	☒ 2402-X2	☒ 2402-X3	☒ 2402-X4
		COL 3	Daytime	☒ 2403-1X	☒ 2403-2X	☒ 2403-3X	☒ 2403-4X
			Night time	☒ 2403-X1	☒ 2403-X2	☒ 2403-X3	☒ 2403-X4
		COL 4	Daytime	☒ 2404-1X	☒ 2404-2X	☒ 2404-3X	☒ 2404-4X
			Night time	☒ 2404-X1	☒ 2404-X2	☒ 2404-X3	☒ 2404-X4
		COL 5	Daytime	☒ 2405-1X	☒ 2405-2X	☒ 2405-3X	☒ 2405-4X
			Night time	☒ 2405-X1	☒ 2405-X2	☒ 2405-X3	☒ 2405-X4
		COL 6	Daytime	☒ 2406-1X	☒ 2406-2X	☒ 2406-3X	☒ 2406-4X
			Night time	☒ 2406-X1	☒ 2406-X2	☒ 2406-X3	☒ 2406-X4
COL 7	Daytime	☒ 2407-1X	☒ 2407-2X	☒ 2407-3X	☒ 2407-4X		
	Night time	☒ 2407-X1	☒ 2407-X2	☒ 2407-X3	☒ 2407-X4		
COL 8	Daytime	☒ 2408-1X	☒ 2408-2X	☒ 2408-3X	☒ 2408-4X		
	Night time	☒ 2408-X1	☒ 2408-X2	☒ 2408-X3	☒ 2408-X4		
COL 9	Daytime	☒ 2409-1X	☒ 2409-2X	☒ 2409-3X	☒ 2409-4X		
	Night time	☒ 2409-X1	☒ 2409-X2	☒ 2409-X3	☒ 2409-X4		
COL 10	Daytime	☒ 2410-1X	☒ 2410-2X	☒ 2410-3X	☒ 2410-4X		
	Night time	☒ 2410-X1	☒ 2410-X2	☒ 2410-X3	☒ 2410-X4		
COL 11	Daytime	☒ 2411-1X	☒ 2411-2X	☒ 2411-3X	☒ 2411-4X		
	Night time	☒ 2411-X1	☒ 2411-X2	☒ 2411-X3	☒ 2411-X4		
COL 12	Daytime	☒ 2412-1X	☒ 2412-2X	☒ 2412-3X	☒ 2412-4X		
	Night time	☒ 2412-X1	☒ 2412-X2	☒ 2412-X3	☒ 2412-X4		
	Restriction on outside calls by system speed dial	Not Restricted ☒ 0224-0		Restricted ☒ 0224-1			

Extension No. 25

Room name:

MODE NO.	FEATURE	OPTION SELECTED													
3	Telephone type	Key telephone						Direct station selector							
		✕ 2508-0 X						✕ 2508-2							
5	COL assignment for each Line key	COL No.													
			01	02	03	04	05	06	07	08	09	10	11	12	
		Line key 1 ✕2501-	X												
		Line key 2 ✕2502-		X											
		Line key 3 ✕2503-			X										
		Line key 4 ✕2504-				X									
		Line key 5 ✕2505-					X								
		Line key 6 ✕2506-						X							
		Line key 7 ✕2507-							X						
		Line key 8 ✕2508-								X					
		Line key 9 ✕2509-									X				
		Line key 10 ✕2510-										X			
		Line key 11 ✕2511-											X		
		Line key 12 ✕2512-												X	
4	Incoming call ringing	No ring						Ring							
		COL 1 ✕ 2501-0	X						✕2501-1						
		COL 2 ✕ 2502-0	X						✕2502-1						
		COL 3 ✕ 2503-0	X						✕2503-1						
		COL 4 ✕ 2504-0	X						✕2504-1						
		COL 5 ✕ 2505-0	X						✕2505-1						
		COL 6 ✕ 2506-0	X						✕2506-1						
		COL 7 ✕ 2507-0	X						✕2507-1						
		COL 8 ✕ 2508-0	X						✕2508-1						
		COL 9 ✕ 2509-0	X						✕2509-1						
		COL 10 ✕ 2510-0	X						✕ 2510-1						
		COL 11 ✕ 2511-0	X						✕2511-1						
		COL 12 ✕ 2512-0	X						✕2512-1						
3	Interrupting incoming calls during conversation	No ring	Intercom incoming ring only				COL incoming ring only				Intercom and COL incoming ring				
		✕2502-0	✕2502-1				✕2502-2 X				✕2502-3				
3	Incoming calls from door box	No door box ring	Only door box A will ring				Only door box B will ring				Both door boxes A and B will ring				
		✕2506-0	✕2506-1				✕2506-2				✕2506-3 X				

Extension No. 25

MODE NO.	FEATURE	OPTION SELECTED					
3	Receiving calls from sensor	No alarm tone ☒ 2507-0 X		Alarm tone ring ☒ 2507-1			
	Zone paging	No paging ☒ 2505-0	Zone 1 ☒ 2505-1 X	Zone 2 ☒ 2505-2	Zone 3 ☒ 2505-3		
	Use of system speed dial group	Neither group A nor group B usable ☒ 2501-0	Only group A usable ☒ 2501-1	Only group B usable ☒ 2501-2	Both groups A and B usable ☒ 2501-3 X		
	Flexible night service setting	Can not set night mode ☒ 2503-0 X		Can set night mode ☒ 2503-1			
	Receiving incoming calls in nighttime call mode	No night ring ☒ 2504-0 X		Have night ring ☒ 2504-1			
	Privacy override for outside call	Privacy ☒ 2509-0 X		No privacy ☒ 2509-1			
6	Outside dialing restriction class		Class 1	Class 2	Class 3	Class 4	
		COL 1	Daytime	☒ 2501-1X	☒ 2501-2X	☒ 2501-3X	☒ 2501-4X X
			Night time	☒ 2501-X1	☒ 2501-X2	☒ 2501-X3	☒ 2501-X4 X
		COL 2	Daytime	☒ 2502-1X	☒ 2502-2X	☒ 2502-3X	☒ 2502-4X X
			Night time	☒ 2502-X1	☒ 2502-X2	☒ 2502-X3	☒ 2502-X4 X
		COL 3	Daytime	☒ 2503-1X	☒ 2503-2X	☒ 2503-3X	☒ 2503-4X X
			Night time	☒ 2503-X1	☒ 2503-X2	☒ 2503-X3	☒ 2503-X4 X
		COL 4	Daytime	☒ 2504-1X	☒ 2504-2X	☒ 2504-3X	☒ 2504-4X X
			Night time	☒ 2504-X1	☒ 2504-X2	☒ 2504-X3	☒ 2504-X4 X
		COL 5	Daytime	☒ 2505-1X	☒ 2505-2X	☒ 2505-3X	☒ 2505-4X X
			Night time	☒ 2505-X1	☒ 2505-X2	☒ 2505-X3	☒ 2505-X4 X
		COL 6	Daytime	☒ 2506-1X	☒ 2506-2X	☒ 2506-3X	☒ 2506-4X X
			Night time	☒ 2506-X1	☒ 2506-X2	☒ 2506-X3	☒ 2506-X4 X
COL 7	Daytime	☒ 2507-1X	☒ 2507-2X	☒ 2507-3X	☒ 2507-4X X		
	Night time	☒ 2507-X1	☒ 2507-X2	☒ 2507-X3	☒ 2507-X4 X		
COL 8	Daytime	☒ 2508-1X	☒ 2508-2X	☒ 2508-3X	☒ 2508-4X X		
	Night time	☒ 2508-X1	☒ 2508-X2	☒ 2508-X3	☒ 2508-X4 X		
COL 9	Daytime	☒ 2509-1X	☒ 2509-2X	☒ 2509-3X	☒ 2509-4X X		
	Night time	☒ 2509-X1	☒ 2509-X2	☒ 2509-X3	☒ 2509-X4 X		
COL 10	Daytime	☒ 2510-1X	☒ 2510-2X	☒ 2510-3X	☒ 2510-4X X		
	Night time	☒ 2510-X1	☒ 2510-X2	☒ 2510-X3	☒ 2510-X4 X		
COL 11	Daytime	☒ 2511-1X	☒ 2511-2X	☒ 2511-3X	☒ 2511-4X X		
	Night time	☒ 2511-X1	☒ 2511-X2	☒ 2511-X3	☒ 2511-X4 X		
COL 12	Daytime	☒ 2512-1X	☒ 2512-2X	☒ 2512-3X	☒ 2512-4X X		
	Night time	☒ 2512-X1	☒ 2512-X2	☒ 2512-X3	☒ 2512-X4 X		
	Restriction on outside calls by system speed dial	Not Restricted ☒ 0225-0		Restricted ☒ 0225-1 X			

Extension No. 26

Room name:

63 . 011 no1ansix3

MODE NO.	FEATURE	OPTION SELECTED												
		COL No.												
		01	02	03	04	05	06	07	08	09	10	11	12	
5	COL assignment for each Line key	Line key 1 <small>✕2601-</small>	X											
		Line key 2 <small>✕2602-</small>		X										
		Line key 3 <small>✕2603-</small>			X									
		Line key 4 <small>✕2604-</small>				X								
		Line key 5 <small>✕2605-</small>					X							
		Line key 6 <small>✕2606-</small>						X						
		Line key 7 <small>✕2607-</small>							X					
		Line key 8 <small>✕2608-</small>								X				
		Line key 9 <small>✕2609-</small>									X			
		Line key 10 <small>✕2610-</small>										X		
		Line key 11 <small>✕2611-</small>											X	
		Line key 12 <small>✕2612-</small>												X
		4	Incoming call ringing		No ring						Ring			
COL 1 <small>✕2601-0</small>					X				<small>✕2601-1</small>					
COL 2 <small>✕2602-0</small>					X				<small>✕2602-1</small>					
COL 3 <small>✕2603-0</small>					X				<small>✕2603-1</small>					
COL 4 <small>✕2604-0</small>					X				<small>✕2604-1</small>					
COL 5 <small>✕2605-0</small>					X				<small>✕2605-1</small>					
COL 6 <small>✕2606-0</small>					X				<small>✕2606-1</small>					
COL 7 <small>✕2607-0</small>					X				<small>✕2607-1</small>					
COL 8 <small>✕2608-0</small>					X				<small>✕2608-1</small>					
COL 9 <small>✕2609-0</small>					X				<small>✕2609-1</small>					
COL 10 <small>✕2610-0</small>					X				<small>✕2610-1</small>					
COL 11 <small>✕2611-0</small>					X				<small>✕2611-1</small>					
COL 12 <small>✕2612-0</small>					X				<small>✕2612-1</small>					
3	Interrupting incoming calls during conversation	No ring <small>✕2602-0</small>	Intercom incoming ring only <small>✕2602-1</small>			COL incoming ring only <small>✕2602-2</small> X			Intercom and COL incoming ring <small>✕2602-3</small>					
	Incoming calls from door box	No door box ring <small>✕2606-0</small> X	Only door box A will ring <small>✕2606-1</small>			Only door box B will ring <small>✕2606-2</small>			Both door boxes A and B will ring <small>✕2606-3</small>					

Extension No. 26

MODE NO.	FEATURE	OPTION SELECTED					
3	Receiving calls from sensor	No alarm tone ✕ 2607-0 X		Alarm tone ring ✕ 2607-1			
	Zone paging	No paging ✕ 2605-0	Zone 1 ✕ 2605-1 X	Zone 2 ✕ 2605-2	Zone 3 ✕ 2605-3		
	Use of system speed dial group	Neither group A nor group B usable ✕ 2601-0	Only group A usable ✕ 2601-1	Only group B usable ✕ 2601-2	Both groups A and B usable ✕ 2601-3 X		
	Flexible night service setting	Can not set night mode ✕ 2603-0 X		Can set night mode ✕ 2603-1			
	Receiving incoming calls in nighttime call mode	No night ring ✕ 2604-0 X		Have night ring ✕ 2604-1			
	Privacy override for outside call	Privacy ✕ 2609-0 X		No privacy ✕ 2609-1			
	6	Outside dialing restriction class		Class 1	Class 2	Class 3	Class 4
COL 1			Daytime ✕ 2601-1X	✕ 2601-2X	✕ 2601-3X	✕ 2601-4X X	
			Night time ✕ 2601-X1	✕ 2601-X2	✕ 2601-X3	✕ 2601-X4 X	
COL 2			Daytime ✕ 2602-1X	✕ 2602-2X	✕ 2602-3X	✕ 2602-4X X	
			Night time ✕ 2602-X1	✕ 2602-X2	✕ 2602-X3	✕ 2602-X4 X	
COL 3			Daytime ✕ 2603-1X	✕ 2603-2X	✕ 2603-3X	✕ 2603-4X X	
			Night time ✕ 2603-X1	✕ 2603-X2	✕ 2603-X3	✕ 2603-X4 X	
COL 4			Daytime ✕ 2604-1X	✕ 2604-2X	✕ 2604-3X	✕ 2604-4X X	
			Night time ✕ 2604-X1	✕ 2604-X2	✕ 2604-X3	✕ 2604-X4 X	
COL 5			Daytime ✕ 2605-1X	✕ 2605-2X	✕ 2605-3X	✕ 2605-4X X	
			Night time ✕ 2605-X1	✕ 2605-X2	✕ 2605-X3	✕ 2605-X4 X	
COL 6			Daytime ✕ 2606-1X	✕ 2606-2X	✕ 2606-3X	✕ 2606-4X X	
			Night time ✕ 2606-X1	✕ 2606-X2	✕ 2606-X3	✕ 2606-X4 X	
COL 7			Daytime ✕ 2607-1X	✕ 2607-2X	✕ 2607-3X	✕ 2607-4X X	
			Night time ✕ 2607-X1	✕ 2607-X2	✕ 2607-X3	✕ 2607-X4 X	
COL 8			Daytime ✕ 2608-1X	✕ 2608-2X	✕ 2608-3X	✕ 2608-4X X	
			Night time ✕ 2608-X1	✕ 2608-X2	✕ 2608-X3	✕ 2608-X4 X	
COL 9			Daytime ✕ 2609-1X	✕ 2609-2X	✕ 2609-3X	✕ 2609-4X X	
			Night time ✕ 2609-X1	✕ 2609-X2	✕ 2609-X3	✕ 2609-X4 X	
COL 10			Daytime ✕ 2610-1X	✕ 2610-2X	✕ 2610-3X	✕ 2610-4X X	
			Night time ✕ 2610-X1	✕ 2610-X2	✕ 2610-X3	✕ 2610-X4 X	
COL 11			Daytime ✕ 2611-1X	✕ 2611-2X	✕ 2611-3X	✕ 2611-4X X	
			Night time ✕ 2611-X1	✕ 2611-X2	✕ 2611-X3	✕ 2611-X4 X	
COL 12			Daytime ✕ 2612-1X	✕ 2612-2X	✕ 2612-3X	✕ 2612-4X X	
			Night time ✕ 2612-X1	✕ 2612-X2	✕ 2612-X3	✕ 2612-X4 X	
Restriction on outside calls by system speed dial			Not Restricted ✕ 0226-0			Restricted ✕ 0226-1 X	

Extension No. 27

Room name:

MODE NO.	FEATURE	OPTION SELECTED												
3	Telephone type	Key telephone						Direct station selector						
		✕ 2708-0 X						✕ 2708-2						
5	COL assignment for each Line key	COL No.												
			01	02	03	04	05	06	07	08	09	10	11	12
		Line key 1 ✕2701-	X											
		Line key 2 ✕2702-		X										
		Line key 3 ✕2703-			X									
		Line key 4 ✕2704-				X								
		Line key 5 ✕2705-					X							
		Line key 6 ✕2706-						X						
		Line key 7 ✕2707-							X					
		Line key 8 ✕2708-								X				
		Line key 9 ✕2709-									X			
		Line key 10 ✕2710-										X		
		Line key 11 ✕2711-											X	
		Line key 12 ✕2712-												X
4	Incoming call ringing	No ring						Ring						
		COL 1 ✕2701-0	X						✕2701-1					
		COL 2 ✕2702-0	X						✕2702-1					
		COL 3 ✕2703-0	X						✕2703-1					
		COL 4 ✕2704-0	X						✕2704-1					
		COL 5 ✕2705-0	X						✕2705-1					
		COL 6 ✕2706-0	X						✕2706-1					
		COL 7 ✕2707-0	X						✕2707-1					
		COL 8 ✕2708-0	X						✕2708-1					
		COL 9 ✕2709-0	X						✕2709-1					
		COL 10 ✕2710-0	X						✕2710-1					
		COL 11 ✕2711-0	X						✕2711-1					
		COL 12 ✕2712-0	X						✕2712-1					
3	Interrupting incoming calls during conversation	No ring	Intercom incoming ring only			COL incoming ring only			Intercom and COL incoming ring					
	✕2702-0		✕2702-1			✕2702-2 X			✕2702-3					
3	Incoming calls from door box	No door box ring	Only door box A will ring			Only door box B will ring			Both door boxes A and B will ring					
	✕2706-0 X		✕2706-1			✕2706-2			✕2706-3					

Extension No. 27

MODE NO.	FEATURE	OPTION	SELECTED						
3	Receiving calls from sensor	No alarm tone							
		✕ 2707-0 X	✕ 2707-1						
	Zone paging	No paging		Alarm tone ring					
		✕ 2705-0	✕ 2705-1 X	✕ 2705-2	✕ 2705-3				
	Use of system speed dial group	Neither group A nor group B usable		Zone 1					
		✕ 2701-0	✕ 2701-1	✕ 2701-2	✕ 2701-3 X				
Flexible night service setting	Can not set night mode		Zone 2						
	✕ 2703-0 X		✕ 2703-1						
Receiving incoming calls in nighttime call mode	Can set night mode		Zone 3						
	✕ 2704-0 X		✕ 2704-1						
Privacy override for outside call	No night ring		Both groups A and B usable						
	✕ 2709-0 X		✕ 2709-1						
Restriction on outside calls by system speed dial	Privacy		No privacy						
	Not Restricted		Restricted X						
6	Outside dialing restriction class	Class 1		Class 2		Class 3		Class 4	
		COL 1	Daytime	✕ 2701-1X	✕ 2701-2X	✕ 2701-3X	✕ 2701-4X	X	
			Night time	✕ 2701-X1	✕ 2701-X2	✕ 2701-X3	✕ 2701-X4	X	
		COL 2	Daytime	✕ 2702-1X	✕ 2702-2X	✕ 2702-3X	✕ 2702-4X	X	
			Night time	✕ 2702-X1	✕ 2702-X2	✕ 2702-X3	✕ 2702-X4	X	
		COL 3	Daytime	✕ 2703-1X	✕ 2703-2X	✕ 2703-3X	✕ 2703-4X	X	
			Night time	✕ 2703-X1	✕ 2703-X2	✕ 2703-X3	✕ 2703-X4	X	
		COL 4	Daytime	✕ 2704-1X	✕ 2704-2X	✕ 2704-3X	✕ 2704-4X	X	
			Night time	✕ 2704-X1	✕ 2704-X2	✕ 2704-X3	✕ 2704-X4	X	
		COL 5	Daytime	✕ 2705-1X	✕ 2705-2X	✕ 2705-3X	✕ 2705-4X	X	
			Night time	✕ 2705-X1	✕ 2705-X2	✕ 2705-X3	✕ 2705-X4	X	
		COL 6	Daytime	✕ 2706-1X	✕ 2706-2X	✕ 2706-3X	✕ 2706-4X	X	
			Night time	✕ 2706-X1	✕ 2706-X2	✕ 2706-X3	✕ 2706-X4	X	
		COL 7	Daytime	✕ 2707-1X	✕ 2707-2X	✕ 2707-3X	✕ 2707-4X	X	
			Night time	✕ 2707-X1	✕ 2707-X2	✕ 2707-X3	✕ 2707-X4	X	
		COL 8	Daytime	✕ 2708-1X	✕ 2708-2X	✕ 2708-3X	✕ 2708-4X	X	
			Night time	✕ 2708-X1	✕ 2708-X2	✕ 2708-X3	✕ 2708-X4	X	
		COL 9	Daytime	✕ 2709-1X	✕ 2709-2X	✕ 2709-3X	✕ 2709-4X	X	
			Night time	✕ 2709-X1	✕ 2709-X2	✕ 2709-X3	✕ 2709-X4	X	
		COL 10	Daytime	✕ 2710-1X	✕ 2710-2X	✕ 2710-3X	✕ 2710-4X	X	
			Night time	✕ 2710-X1	✕ 2710-X2	✕ 2710-X3	✕ 2710-X4	X	
		COL 11	Daytime	✕ 2711-1X	✕ 2711-2X	✕ 2711-3X	✕ 2711-4X	X	
			Night time	✕ 2711-X1	✕ 2711-X2	✕ 2711-X3	✕ 2711-X4	X	
		COL 12	Daytime	✕ 2712-1X	✕ 2712-2X	✕ 2712-3X	✕ 2712-4X	X	
	Night time	✕ 2712-X1	✕ 2712-X2	✕ 2712-X3	✕ 2712-X4	X			
Restriction on outside calls by system speed dial		Not Restricted		Restricted		X			
		✕ 0227-0		✕ 0227-1					

Extension No. 28

Room name:

MODE NO.	FEATURE	OPTION SELECTED												
		COL No.												
		01	02	03	04	05	06	07	08	09	10	11	12	
5	COL assignment for each Line key	Line key 1 ✖2801-	X											
		Line key 2 ✖2802-	X	X										
		Line key 3 ✖2803-			X									
		Line key 4 ✖2804-				X								
		Line key 5 ✖2805-					X							
		Line key 6 ✖2806-						X						
		Line key 7 ✖2807-							X					
		Line key 8 ✖2808-								X				
		Line key 9 ✖2809-									X			
		Line key 10 ✖2810-										X		
		Line key 11 ✖2811-											X	
		Line key 12 ✖2812-												X
		4	Incoming call ringing		No ring						Ring			
COL 1 ✖2801-0					X				✖2801-1					
COL 2 ✖2802-0					X				✖2802-1					
COL 3 ✖2803-0					X				✖2803-1					
COL 4 ✖2804-0					X				✖2804-1					
COL 5 ✖2805-0					X				✖2805-1					
COL 6 ✖2806-0					X				✖2806-1					
COL 7 ✖2807-0					X				✖2807-1					
COL 8 ✖2808-0					X				✖2808-1					
COL 9 ✖2809-0					X				✖2809-1					
COL 10 ✖2810-0					X				✖2810-1					
COL 11 ✖2811-0					X				✖2811-1					
COL 12 ✖2812-0					X				✖2812-1					
3	Interrupting incoming calls during conversation	No ring	Intercom incoming ring only				COL incoming ring only				Intercom and COL incoming ring			
		✖2802-0	✖2802-1				✖2802-2				✖2802-3			
3	Incoming calls from door box	No door box ring	Only door box A will ring				Only door box B will ring				Both door boxes A and B will ring			
		✖2806-0	✖2806-1				✖2806-2				✖2806-3			

Extension No. 28

MODE NO.	FEATURE	OPTION SELECTED				
3	Receiving calls from sensor	No alarm tone ✕ 2807-0 X		Alarm tone ring ✕ 2807-1		
	Zone paging	No paging ✕ 2805-0	Zone 1 ✕ 2805-1 X	Zone 2 ✕ 2805-2	Zone 3 ✕ 2805-3	
	Use of system speed dial group	Neither group A nor group B usable ✕ 2801-0	Only group A usable ✕ 2801-1	Only group B usable ✕ 2801-2	Both groups A and B usable ✕ 2801-3 X	
		Can not set night mode ✕ 2803-0 X		Can set night mode ✕ 2803-1		
	Receiving incoming calls in nighttime call mode	No night ring ✕ 2804-0 X		Have night ring ✕ 2804-1		
		Privacy ✕ 2809-0 X		No privacy ✕ 2809-1		
	6	Outside dialing restriction class		Class 1	Class 2	Class 3
COL 1			Daytime ✕ 2801-1X	✕ 2801-2X	✕ 2801-3X	✕ 2801-4X X
	Night time ✕ 2801-X1		✕ 2801-X2	✕ 2801-X3	✕ 2801-X4 X	
COL 2	Daytime ✕ 2802-1X		✕ 2802-2X	✕ 2802-3X	✕ 2802-4X X	
	Night time ✕ 2802-X1		✕ 2802-X2	✕ 2802-X3	✕ 2802-X4 X	
COL 3	Daytime ✕ 2803-1X		✕ 2803-2X	✕ 2803-3X	✕ 2803-4X X	
	Night time ✕ 2803-X1		✕ 2803-X2	✕ 2803-X3	✕ 2803-X4 X	
COL 4	Daytime ✕ 2804-1X		✕ 2804-2X	✕ 2804-3X	✕ 2804-4X X	
	Night time ✕ 2804-X1		✕ 2804-X2	✕ 2804-X3	✕ 2804-X4 X	
COL 5	Daytime ✕ 2805-1X		✕ 2805-2X	✕ 2805-3X	✕ 2805-4X X	
	Night time ✕ 2805-X1		✕ 2805-X2	✕ 2805-X3	✕ 2805-X4 X	
COL 6	Daytime ✕ 2806-1X		✕ 2806-2X	✕ 2806-3X	✕ 2806-4X X	
	Night time ✕ 2806-X1		✕ 2806-X2	✕ 2806-X3	✕ 2806-X4 X	
COL 7	Daytime ✕ 2807-1X		✕ 2807-2X	✕ 2807-3X	✕ 2807-4X X	
	Night time ✕ 2807-X1		✕ 2807-X2	✕ 2807-X3	✕ 2807-X4 X	
COL 8	Daytime ✕ 2808-1X		✕ 2808-2X	✕ 2808-3X	✕ 2808-4X X	
	Night time ✕ 2808-X1		✕ 2808-X2	✕ 2808-X3	✕ 2808-X4 X	
COL 9	Daytime ✕ 2809-1X		✕ 2809-2X	✕ 2809-3X	✕ 2809-4X X	
	Night time ✕ 2809-X1		✕ 2809-X2	✕ 2809-X3	✕ 2809-X4 X	
COL 10	Daytime ✕ 2810-1X		✕ 2810-2X	✕ 2810-3X	✕ 2810-4X X	
	Night time ✕ 2810-X1		✕ 2810-X2	✕ 2810-X3	✕ 2810-X4 X	
COL 11	Daytime ✕ 2811-1X		✕ 2811-2X	✕ 2811-3X	✕ 2811-4X X	
	Night time ✕ 2811-X1		✕ 2811-X2	✕ 2811-X3	✕ 2811-X4 X	
COL 12	Daytime ✕ 2812-1X		✕ 2812-2X	✕ 2812-3X	✕ 2812-4X X	
	Night time ✕ 2812-X1	✕ 2812-X2	✕ 2812-X3	✕ 2812-X4 X		
	Restriction on outside calls by system speed dial	Not Restricted ✕ 0228-0		Restricted ✕ 0228-1 X		

Extension No. 29

Room name: \_\_\_\_\_

MODE NO.	FEATURE	OPTION SELECTED													
3	Telephone type	Key telephone						Direct station selector							
		✕ 2908-0 X						✕ 2908-2							
5	COL assignment for each Line key	COL No.													
			01	02	03	04	05	06	07	08	09	10	11	12	
		Line key 1 ✕2901-	X												
		Line key 2 ✕2902-		X											
		Line key 3 ✕2903-			X										
		Line key 4 ✕2904-				X									
		Line key 5 ✕2905-					X								
		Line key 6 ✕2906-						X							
		Line key 7 ✕2907-							X						
		Line key 8 ✕2908-								X					
		Line key 9 ✕2909-									X				
		Line key 10 ✕2910-										X			
		Line key 11 ✕2911-											X		
		Line key 12 ✕2912-												X	
4	Incoming call ringing	No ring						Ring							
		COL 1 ✕2901-0	X						✕2901-1						
		COL 2 ✕2902-0	X						✕2902-1						
		COL 3 ✕2903-0	X						✕2903-1						
		COL 4 ✕2904-0	X						✕2904-1						
		COL 5 ✕2905-0	X						✕2905-1						
		COL 6 ✕2906-0	X						✕2906-1						
		COL 7 ✕2907-0	X						✕2907-1						
		COL 8 ✕2908-0	X						✕2908-1						
		COL 9 ✕2909-0	X						✕2909-1						
		COL 10 ✕2910-0	X						✕2910-1						
		COL 11 ✕2911-0	X						✕2911-1						
		COL 12 ✕2912-0	X						✕2912-1						
3	Interrupting incoming calls during conversation	No ring		Intercom incoming ring only			COL incoming ring only			Intercom and COL incoming ring					
		✕2902-0		✕2902-1			✕2902-2 X			✕2902-3					
3	Incoming calls from door box	No door box ring		Only door box A will ring			Only door box B will ring			Both door boxes A and B will ring					
		✕2906-0 X		✕2906-1			✕2906-2			✕2906-3					

Extension No. 29

MODE NO.	FEATURE	OPTION SELECTED					
3	Receiving calls from sensor	No alarm tone ✕ 2907-0		Alarm tone ring ✕ 2907-1			
	Zone paging	No paging ✕ 2905-0	Zone 1 ✕ 2905-1	Zone 2 ✕ 2905-2	Zone 3 ✕ 2905-3		
		Use of system speed dial group	Neither group A nor group B usable ✕ 2901-0	Only group A usable ✕ 2901-1	Only group B usable ✕ 2901-2	Both groups A and B usable ✕ 2901-3	
	Flexible night service setting	Can not set night mode ✕ 2903-0		Can set night mode ✕ 2903-1			
		Receiving incoming calls in nighttime call mode	No night ring ✕ 2904-0		Have night ring ✕ 2904-1		
	Privacy override for outside call		Privacy ✕ 2909-0		No privacy ✕ 2909-1		
		6	Outside dialing restriction class		Class 1	Class 2	Class 3
COL 1	Daytime			✕ 2901-1X	✕ 2901-2X	✕ 2901-3X	✕ 2901-4X
	Night time			✕ 2901-X1	✕ 2901-X2	✕ 2901-X3	✕ 2901-X4
COL 2	Daytime			✕ 2902-1X	✕ 2902-2X	✕ 2902-3X	✕ 2902-4X
	Night time			✕ 2902-X1	✕ 2902-X2	✕ 2902-X3	✕ 2902-X4
COL 3	Daytime			✕ 2903-1X	✕ 2903-2X	✕ 2903-3X	✕ 2903-4X
	Night time			✕ 2903-X1	✕ 2903-X2	✕ 2903-X3	✕ 2903-X4
COL 4	Daytime			✕ 2904-1X	✕ 2904-2X	✕ 2904-3X	✕ 2904-4X
	Night time			✕ 2904-X1	✕ 2904-X2	✕ 2904-X3	✕ 2904-X4
COL 5	Daytime			✕ 2905-1X	✕ 2905-2X	✕ 2905-3X	✕ 2905-4X
	Night time			✕ 2905-X1	✕ 2905-X2	✕ 2905-X3	✕ 2905-X4
COL 6	Daytime			✕ 2906-1X	✕ 2906-2X	✕ 2906-3X	✕ 2906-4X
	Night time			✕ 2906-X1	✕ 2906-X2	✕ 2906-X3	✕ 2906-X4
COL 7	Daytime			✕ 2907-1X	✕ 2907-2X	✕ 2907-3X	✕ 2907-4X
	Night time			✕ 2907-X1	✕ 2907-X2	✕ 2907-X3	✕ 2907-X4
COL 8	Daytime			✕ 2908-1X	✕ 2908-2X	✕ 2908-3X	✕ 2908-4X
	Night time			✕ 2908-X1	✕ 2908-X2	✕ 2908-X3	✕ 2908-X4
COL 9	Daytime			✕ 2909-1X	✕ 2909-2X	✕ 2909-3X	✕ 2909-4X
	Night time			✕ 2909-X1	✕ 2909-X2	✕ 2909-X3	✕ 2909-X4
COL 10	Daytime			✕ 2910-1X	✕ 2910-2X	✕ 2910-3X	✕ 2910-4X
	Night time			✕ 2910-X1	✕ 2910-X2	✕ 2910-X3	✕ 2910-X4
COL 11	Daytime			✕ 2911-1X	✕ 2911-2X	✕ 2911-3X	✕ 2911-4X
	Night time			✕ 2911-X1	✕ 2911-X2	✕ 2911-X3	✕ 2911-X4
COL 12	Daytime			✕ 2912-1X	✕ 2912-2X	✕ 2912-3X	✕ 2912-4X
	Night time			✕ 2912-X1	✕ 2912-X2	✕ 2912-X3	✕ 2912-X4
Restriction on outside calls by system speed dial	Not Restricted ✕ 0229-0			Restricted ✕ 0229-1			

Extension No. 30

Room name:

05 04 10 10 10 10 10 10

MODE NO.	FEATURE	OPTION SELECTED												
		COL No.												
		01	02	03	04	05	06	07	08	09	10	11	12	
5	COL assignment for each Line key	Line key 1 <small>✕3001-</small>	X											
	Line key 2 <small>✕3002-</small>		X											
	Line key 3 <small>✕3003-</small>			X										
	Line key 4 <small>✕3004-</small>				X									
	Line key 5 <small>✕3005-</small>					X								
	Line key 6 <small>✕3006-</small>						X							
	Line key 7 <small>✕3007-</small>							X						
	Line key 8 <small>✕3008-</small>								X					
	Line key 9 <small>✕3009-</small>									X				
	Line key 10 <small>✕3010-</small>										X			
	Line key 11 <small>✕3011-</small>											X		
	Line key 12 <small>✕3012-</small>												X	
	4	Incoming call ringing		No ring						Ring				
COL 1 <small>✕3001-0</small>					X									
COL 2 <small>✕3002-0</small>					X									
COL 3 <small>✕3003-0</small>					X									
COL 4 <small>✕3004-0</small>					X									
COL 5 <small>✕3005-0</small>					X									
COL 6 <small>✕3006-0</small>					X									
COL 7 <small>✕3007-0</small>					X									
COL 8 <small>✕3008-0</small>					X									
COL 9 <small>✕3009-0</small>					X									
COL 10 <small>✕3010-0</small>					X									
COL 11 <small>✕3011-0</small>					X									
COL 12 <small>✕3012-0</small>					X									
3	Interrupting incoming calls during conversation	No ring	Intercom incoming ring only				COL incoming ring only				Intercom and COL incoming ring			
		<small>✕3002-0</small>	<small>✕3002-1</small>				<small>✕3002-2</small>				<small>✕3002-3</small>			
	Incoming calls from door box	No door box ring	Only door box A will ring				Only door box B will ring				Both door boxes A and B will ring			
		<small>✕3006-0</small>	<small>✕3006-1</small>				<small>✕3006-2</small>				<small>✕3006-3</small>			

Extension No. 30

MODE NO.	FEATURE	OPTION SELECTED				
3	Receiving calls from sensor	No alarm tone ✕ 3007-0 ✕		Alarm tone ring ✕ 3007-1		
	Zone paging	No paging ✕ 3005-0	Zone 1 ✕ 3005-1 ✕	Zone 2 ✕ 3005-2	Zone 3 ✕ 3005-3	
	Use of system speed dial group	Neither group A nor group B usable ✕ 3001-0	Only group A usable ✕ 3001-1	Only group B usable ✕ 3001-2	Both groups A and B usable ✕ 3001-3 ✕	
	Flexible night service setting	Can not set night mode ✕ 3003-0 ✕		Can set night mode ✕ 3003-1		
	Receiving incoming calls in nighttime call mode	No night ring ✕ 3004-0 ✕		Have night ring ✕ 3004-1		
	Privacy override for outside call	Privacy ✕ 3009-0 ✕		No privacy ✕ 3009-1		
	6	Outside dialing restriction class		Class 1	Class 2	Class 3
COL 1			Daytime ✕ 3001-1X	✕ 3001-2X	✕ 3001-3X	✕ 3001-4X ✕
			Night time ✕ 3001-X1	✕ 3001-X2	✕ 3001-X3	✕ 3001-X4 ✕
COL 2			Daytime ✕ 3002-1X	✕ 3002-2X	✕ 3002-3X	✕ 3002-4X ✕
			Night time ✕ 3002-X1	✕ 3002-X2	✕ 3002-X3	✕ 3002-X4 ✕
COL 3			Daytime ✕ 3003-1X	✕ 3003-2X	✕ 3003-3X	✕ 3003-4X ✕
			Night time ✕ 3003-X1	✕ 3003-X2	✕ 3003-X3	✕ 3003-X4 ✕
COL 4			Daytime ✕ 3004-1X	✕ 3004-2X	✕ 3004-3X	✕ 3004-4X ✕
			Night time ✕ 3004-X1	✕ 3004-X2	✕ 3004-X3	✕ 3004-X4 ✕
COL 5			Daytime ✕ 3005-1X	✕ 3005-2X	✕ 3005-3X	✕ 3005-4X ✕
			Night time ✕ 3005-X1	✕ 3005-X2	✕ 3005-X3	✕ 3005-X4 ✕
COL 6			Daytime ✕ 3006-1X	✕ 3006-2X	✕ 3006-3X	✕ 3006-4X ✕
			Night time ✕ 3006-X1	✕ 3006-X2	✕ 3006-X3	✕ 3006-X4 ✕
COL 7			Daytime ✕ 3007-1X	✕ 3007-2X	✕ 3007-3X	✕ 3007-4X ✕
			Night time ✕ 3007-X1	✕ 3007-X2	✕ 3007-X3	✕ 3007-X4 ✕
COL 8			Daytime ✕ 3008-1X	✕ 3008-2X	✕ 3008-3X	✕ 3008-4X ✕
			Night time ✕ 3008-X1	✕ 3008-X2	✕ 3008-X3	✕ 3008-X4 ✕
COL 9			Daytime ✕ 3009-1X	✕ 3009-2X	✕ 3009-3X	✕ 3009-4X ✕
			Night time ✕ 3009-X1	✕ 3009-X2	✕ 3009-X3	✕ 3009-X4 ✕
COL 10			Daytime ✕ 3010-1X	✕ 3010-2X	✕ 3010-3X	✕ 3010-4X ✕
			Night time ✕ 3010-X1	✕ 3010-X2	✕ 3010-X3	✕ 3010-X4 ✕
COL 11			Daytime ✕ 3011-1X	✕ 3011-2X	✕ 3011-3X	✕ 3011-4X ✕
			Night time ✕ 3011-X1	✕ 3011-X2	✕ 3011-X3	✕ 3011-X4 ✕
COL 12			Daytime ✕ 3012-1X	✕ 3012-2X	✕ 3012-3X	✕ 3012-4X ✕
			Night time ✕ 3012-X1	✕ 3012-X2	✕ 3012-X3	✕ 3012-X4 ✕
	Restriction on outside calls by system speed dial	Not Restricted ✕ 0230-0		Restricted ✕ 0230-1 ✕		

Extension No. 31

Room name:

MODE NO.	FEATURE	OPTION SELECTED													
3	Telephone type	Key telephone						Direct station selector							
		✕ 3108-0 X						✕ 3108-2							
5	COL assignment for each Line key	COL No.													
			01	02	03	04	05	06	07	08	09	10	11	12	
		Line key 1 ✕3101-	X												
		Line key 2 ✕3102-		X											
		Line key 3 ✕3103-			X										
		Line key 4 ✕3104-				X									
		Line key 5 ✕3105-					X								
		Line key 6 ✕3106-						X							
		Line key 7 ✕3107-							X						
		Line key 8 ✕3108-								X					
		Line key 9 ✕3109-									X				
		Line key 10 ✕3110-										X			
		Line key 11 ✕3111-											X		
		Line key 12 ✕3112-												X	
4	Incoming call ringing	No ring						Ring							
		COL 1 ✕3101-0			X			✕3101-1							
		COL 2 ✕3102-0			X			✕3102-1							
		COL 3 ✕3103-0			X			✕3103-1							
		COL 4 ✕3104-0			X			✕3104-1							
		COL 5 ✕3105-0			X			✕3105-1							
		COL 6 ✕3106-0			X			✕3106-1							
		COL 7 ✕3107-0			X			✕3107-1							
		COL 8 ✕3108-0			X			✕3108-1							
		COL 9 ✕3109-0			X			✕3109-1							
		COL 10 ✕3110-0			X			✕3110-1							
		COL 11 ✕3111-0			X			✕3111-1							
		COL 12 ✕3112-0			X			✕3112-1							
		3	Interrupting incoming calls during conversation	No ring		Intercom incoming ring only		COL incoming ring only		Intercom and COL incoming ring					
✕3102-0				✕3102-1		✕3102-2	X	✕3102-3							
Incoming calls from door box	No door box ring		Only door box A will ring		Only door box B will ring		Both door boxes A and B will ring								
	✕3106-0 X			✕3106-1		✕3106-2		✕3106-3							

Extension No. 31

MODE NO.	FEATURE	OPTION SELECTED					
3	Receiving calls from sensor	No alarm tone ✕ 3107-0		Alarm tone ring ✕ 3107-1			
	Zone paging	No paging ✕ 3105-0	Zone 1 ✕ 3105-1	Zone 2 ✕ 3105-2	Zone 3 ✕ 3105-3		
	Use of system speed dial group	Neither group A nor group B usable ✕ 3101-0	Only group A usable ✕ 3101-1	Only group B usable ✕ 3101-2	Both groups A and B usable ✕ 3101-3		
	Flexible night service setting	Can not set night mode ✕ 3103-0		Can set night mode ✕ 3103-1			
	Receiving incoming calls in nighttime call mode	No night ring ✕ 3104-0		Have night ring ✕ 3104-1			
	Privacy override for outside call	Privacy ✕ 3109-0		No privacy ✕ 3109-1			
	6	Outside dialing restriction class		Class 1	Class 2	Class 3	Class 4
COL 1			Daytime ✕ 3101-1X	✕ 3101-2X	✕ 3101-3X	✕ 3101-4X	✕
			Night time ✕ 3101-X1	✕ 3101-X2	✕ 3101-X3	✕ 3101-X4	✕
COL 2			Daytime ✕ 3102-1X	✕ 3102-2X	✕ 3102-3X	✕ 3102-4X	✕
			Night time ✕ 3102-X1	✕ 3102-X2	✕ 3102-X3	✕ 3102-X4	✕
COL 3			Daytime ✕ 3103-1X	✕ 3103-2X	✕ 3103-3X	✕ 3103-4X	✕
			Night time ✕ 3103-X1	✕ 3103-X2	✕ 3103-X3	✕ 3103-X4	✕
COL 4			Daytime ✕ 3104-1X	✕ 3104-2X	✕ 3104-3X	✕ 3104-4X	✕
			Night time ✕ 3104-X1	✕ 3104-X2	✕ 3104-X3	✕ 3104-X4	✕
COL 5			Daytime ✕ 3105-1X	✕ 3105-2X	✕ 3105-3X	✕ 3105-4X	✕
			Night time ✕ 3105-X1	✕ 3105-X2	✕ 3105-X3	✕ 3105-X4	✕
COL 6			Daytime ✕ 3106-1X	✕ 3106-2X	✕ 3106-3X	✕ 3106-4X	✕
			Night time ✕ 3106-X1	✕ 3106-X2	✕ 3106-X3	✕ 3106-X4	✕
COL 7			Daytime ✕ 3107-1X	✕ 3107-2X	✕ 3107-3X	✕ 3107-4X	✕
			Night time ✕ 3107-X1	✕ 3107-X2	✕ 3107-X3	✕ 3107-X4	✕
COL 8			Daytime ✕ 3108-1X	✕ 3108-2X	✕ 3108-3X	✕ 3108-4X	✕
			Night time ✕ 3108-X1	✕ 3108-X2	✕ 3108-X3	✕ 3108-X4	✕
COL 9			Daytime ✕ 3109-1X	✕ 3109-2X	✕ 3109-3X	✕ 3109-4X	✕
			Night time ✕ 3109-X1	✕ 3109-X2	✕ 3109-X3	✕ 3109-X4	✕
COL 10			Daytime ✕ 3110-1X	✕ 3110-2X	✕ 3110-3X	✕ 3110-4X	✕
			Night time ✕ 3110-X1	✕ 3110-X2	✕ 3110-X3	✕ 3110-X4	✕
COL 11			Daytime ✕ 3111-1X	✕ 3111-2X	✕ 3111-3X	✕ 3111-4X	✕
			Night time ✕ 3111-X1	✕ 3111-X2	✕ 3111-X3	✕ 3111-X4	✕
COL 12			Daytime ✕ 3112-1X	✕ 3112-2X	✕ 3112-3X	✕ 3112-4X	✕
			Night time ✕ 3112-X1	✕ 3112-X2	✕ 3112-X3	✕ 3112-X4	✕
	Restriction on outside calls by system speed dial	Not Restricted ✕ 0231-0		Restricted ✕ 0231-1			

Extension No. 32

Room name:

MODE NO.	FEATURE	OPTION SELECTED												
		COL No.												
		01	02	03	04	05	06	07	08	09	10	11	12	
5	COL assignment for each Line key	Line key 1 ✕3201-	X											
		Line key 2 ✕3202-	X	X										
		Line key 3 ✕3203-			X									
		Line key 4 ✕3204-				X								
		Line key 5 ✕3205-					X							
		Line key 6 ✕3206-						X						
		Line key 7 ✕3207-							X					
		Line key 8 ✕3208-								X				
		Line key 9 ✕3209-									X			
		Line key 10 ✕3210-										X		
		Line key 11 ✕3211-											X	
		Line key 12 ✕3212-												X
4	Incoming call ringing		No ring						Ring					
		COL 1 ✕3201-0				X			✕3201-1					
		COL 2 ✕3202-0				X			✕3202-1					
		COL 3 ✕3203-0				X			✕3203-1					
		COL 4 ✕3204-0				X			✕3204-1					
		COL 5 ✕3205-0				X			✕3205-1					
		COL 6 ✕3206-0				X			✕3206-1					
		COL 7 ✕3207-0				X			✕3207-1					
		COL 8 ✕3208-0				X			✕3208-1					
		COL 9 ✕3209-0				X			✕3209-1					
		COL 10 ✕3210-0				X			✕3210-1					
		COL 11 ✕3211-0				X			✕3211-1					
COL 12 ✕3212-0				X			✕3212-1							
3	Interrupting incoming calls during conversation	No ring	Intercom incoming ring only				COL incoming ring only				Intercom and COL incoming ring			
		✕3202-0	✕3202-1				✕3202-2				✕3202-3			
3	Incoming calls from door box	No door box ring	Only door box A will ring				Only door box B will ring				Both door boxes A and B will ring			
		✕3206-0	✕3206-1				✕3206-2				✕3206-3			

Extension No. 32

MODE NO.	FEATURE	OPTION SELECTED				
3	Receiving calls from sensor	No alarm tone ✕ 3207-0 X		Alarm tone ring ✕ 3207-1		
	Zone paging	No paging ✕ 3205-0	Zone 1 ✕ 3205-1 X	Zone 2 ✕ 3205-2	Zone 3 ✕ 3205-3	
	Use of system speed dial group	Neither group A nor group B usable ✕ 3201-0	Only group A usable ✕ 3201-1	Only group B usable ✕ 3201-2	Both groups A and B usable ✕ 3201-3 X	
		Flexible night service setting		Can set night mode ✕ 3203-1		
	Receiving incoming calls in nighttime call mode	No night ring ✕ 3204-0 X		Have night ring ✕ 3204-1		
		Privacy override for outside call		No privacy ✕ 3209-1		
6	Outside dialing restriction class		Class 1	Class 2	Class 3	Class 4
		COL 1	Daytime ✕ 3201-1X	✕ 3201-2X	✕ 3201-3X	✕ 3201-4X X
			Night time ✕ 3201-X1	✕ 3201-X2	✕ 3201-X3	✕ 3201-X4 X
		COL 2	Daytime ✕ 3202-1X	✕ 3202-2X	✕ 3202-3X	✕ 3202-4X X
			Night time ✕ 3202-X1	✕ 3202-X2	✕ 3202-X3	✕ 3202-X4 X
		COL 3	Daytime ✕ 3203-1X	✕ 3203-2X	✕ 3203-3X	✕ 3203-4X X
			Night time ✕ 3203-X1	✕ 3203-X2	✕ 3203-X3	✕ 3203-X4 X
		COL 4	Daytime ✕ 3204-1X	✕ 3204-2X	✕ 3204-3X	✕ 3204-4X X
			Night time ✕ 3204-X1	✕ 3204-X2	✕ 3204-X3	✕ 3204-X4 X
		COL 5	Daytime ✕ 3205-1X	✕ 3205-2X	✕ 3205-3X	✕ 3205-4X X
			Night time ✕ 3205-X1	✕ 3205-X2	✕ 3205-X3	✕ 3205-X4 X
		COL 6	Daytime ✕ 3206-1X	✕ 3206-2X	✕ 3206-3X	✕ 3206-4X X
			Night time ✕ 3206-X1	✕ 3206-X2	✕ 3206-X3	✕ 3206-X4 X
		COL 7	Daytime ✕ 3207-1X	✕ 3207-2X	✕ 3207-3X	✕ 3207-4X X
			Night time ✕ 3207-X1	✕ 3207-X2	✕ 3207-X3	✕ 3207-X4 X
		COL 8	Daytime ✕ 3208-1X	✕ 3208-2X	✕ 3208-3X	✕ 3208-4X X
			Night time ✕ 3208-X1	✕ 3208-X2	✕ 3208-X3	✕ 3208-X4 X
		COL 9	Daytime ✕ 3209-1X	✕ 3209-2X	✕ 3209-3X	✕ 3209-4X X
			Night time ✕ 3209-X1	✕ 3209-X2	✕ 3209-X3	✕ 3209-X4 X
		COL 10	Daytime ✕ 3210-1X	✕ 3210-2X	✕ 3210-3X	✕ 3210-4X X
			Night time ✕ 3210-X1	✕ 3210-X2	✕ 3210-X3	✕ 3210-X4 X
		COL 11	Daytime ✕ 3211-1X	✕ 3211-2X	✕ 3211-3X	✕ 3211-4X X
			Night time ✕ 3211-X1	✕ 3211-X2	✕ 3211-X3	✕ 3211-X4 X
		COL 12	Daytime ✕ 3212-1X	✕ 3212-2X	✕ 3212-3X	✕ 3212-4X X
	Night time ✕ 3212-X1	✕ 3212-X2	✕ 3212-X3	✕ 3212-X4 X		
	Restriction on outside calls by system speed dial	Not Restricted ✕ 0232-0		Restricted ✕ 0232-1 X		

Extension No. 33 (OPTION)

Room name:

MODE NO.	FEATURE	OPTION	SELECTED											
3	Telephone type	Key telephone	Direct station selector											
		✕ 3308-0 X	✕ 3308-2											
5	COL assignment for each Line key	COL No.												
			01	02	03	04	05	06	07	08	09	10	11	12
		Line key 1 ✕3301-	X											
		Line key 2 ✕3302-		X										
		Line key 3 ✕3303-			X									
		Line key 4 ✕3304-				X								
		Line key 5 ✕3305-					X							
		Line key 6 ✕3306-						X						
		Line key 7 ✕3307-							X					
		Line key 8 ✕3308-								X				
		Line key 9 ✕3309-									X			
		Line key 10 ✕3310-										X		
		Line key 11 ✕3311-											X	
Line key 12 ✕3312-												X		
4	Incoming call ringing	No ring						Ring						
		COL 1 ✕3301-0	X					✕3301-1						
		COL 2 ✕3302-0	X					✕3302-1						
		COL 3 ✕3303-0	X					✕3303-1						
		COL 4 ✕3304-0	X					✕3304-1						
		COL 5 ✕3305-0	X					✕3305-1						
		COL 6 ✕3306-0	X					✕3306-1						
		COL 7 ✕3307-0	X					✕3307-1						
		COL 8 ✕3308-0	X					✕3308-1						
		COL 9 ✕3309-0	X					✕3309-1						
		COL 10 ✕3310-0	X					✕3310-1						
		COL 11 ✕3311-0	X					✕3311-1						
		COL 12 ✕3312-0	X					✕3312-1						
3	Interrupting incoming calls during conversation	No ring	Intercom incoming ring only	COL incoming ring only	Intercom and COL incoming ring									
	✕3302-0	✕3302-1	✕3302-2 X	✕3302-3										
3	Incoming calls from door box	No door box ring	Only door box A will ring	Only door box B will ring	Both door boxes A and B will ring									
	✕3306-0 X	✕3306-1	✕3306-2	✕3306-3										

Extension No. 33

MODE NO.	FEATURE	OPTION SELECTED				
3	Receiving calls from sensor	No alarm tone ✕ 3307-0 X		Alarm tone ring ✕ 3307-1		
	Zone paging	No paging ✕ 3305-0	Zone 1 ✕ 3305-1 X	Zone 2 ✕ 3305-2	Zone 3 ✕ 3305-3	
	Use of system speed dial group	Neither group A nor group B usable ✕ 3301-0	Only group A usable ✕ 3301-1	Only group B usable ✕ 3301-2	Both groups A and B usable ✕ 3301-3 X	
	Flexible night service setting	Can not set night mode ✕ 3303-0 X		Can set night mode ✕ 3303-1		
	Receiving incoming calls in nighttime call mode	No night ring ✕ 3304-0 X		Have night ring ✕ 3304-1		
	Privacy override for outside call	Privacy ✕ 3309-0 X		No privacy ✕ 3309-1		
	6	Outside dialing restriction class		Class 1	Class 2	Class 3
COL 1			Daytime ✕ 3301-1X	✕ 3301-2X	✕ 3301-3X	✕ 3301-4X X
			Night time ✕ 3301-X1	✕ 3301-X2	✕ 3301-X3	✕ 3301-X4 X
COL 2			Daytime ✕ 3302-1X	✕ 3302-2X	✕ 3302-3X	✕ 3302-4X X
			Night time ✕ 3302-X1	✕ 3302-X2	✕ 3302-X3	✕ 3302-X4 X
COL 3			Daytime ✕ 3303-1X	✕ 3303-2X	✕ 3303-3X	✕ 3303-4X X
			Night time ✕ 3303-X1	✕ 3303-X2	✕ 3303-X3	✕ 3303-X4 X
COL 4			Daytime ✕ 3304-1X	✕ 3304-2X	✕ 3304-3X	✕ 3304-4X X
			Night time ✕ 3304-X1	✕ 3304-X2	✕ 3304-X3	✕ 3304-X4 X
COL 5			Daytime ✕ 3305-1X	✕ 3305-2X	✕ 3305-3X	✕ 3305-4X X
			Night time ✕ 3305-X1	✕ 3305-X2	✕ 3305-X3	✕ 3305-X4 X
COL 6			Daytime ✕ 3306-1X	✕ 3306-2X	✕ 3306-3X	✕ 3306-4X X
			Night time ✕ 3306-X1	✕ 3306-X2	✕ 3306-X3	✕ 3306-X4 X
COL 7			Daytime ✕ 3307-1X	✕ 3307-2X	✕ 3307-3X	✕ 3307-4X X
			Night time ✕ 3307-X1	✕ 3307-X2	✕ 3307-X3	✕ 3307-X4 X
COL 8			Daytime ✕ 3308-1X	✕ 3308-2X	✕ 3308-3X	✕ 3308-4X X
			Night time ✕ 3308-X1	✕ 3308-X2	✕ 3308-X3	✕ 3308-X4 X
COL 9			Daytime ✕ 3309-1X	✕ 3309-2X	✕ 3309-3X	✕ 3309-4X X
			Night time ✕ 3309-X1	✕ 3309-X2	✕ 3309-X3	✕ 3309-X4 X
COL 10			Daytime ✕ 3310-1X	✕ 3310-2X	✕ 3310-3X	✕ 3310-4X X
			Night time ✕ 3310-X1	✕ 3310-X2	✕ 3310-X3	✕ 3310-X4 X
COL 11			Daytime ✕ 3311-1X	✕ 3311-2X	✕ 3311-3X	✕ 3311-4X X
			Night time ✕ 3311-X1	✕ 3311-X2	✕ 3311-X3	✕ 3311-X4 X
COL 12	Daytime ✕ 3312-1X	✕ 3312-2X	✕ 3312-3X	✕ 3312-4X X		
	Night time ✕ 3312-X1	✕ 3312-X2	✕ 3312-X3	✕ 3312-X4 X		
	Restriction on outside calls by system speed dial	Not Restricted ✕ 0233-0		Restricted ✕ 0233-1 X		

Extension No. 34 (OPTION)

Room name: \_\_\_\_\_

MODE NO.	FEATURE	OPTION SELECTED												
		COL No.												
		01	02	03	04	05	06	07	08	09	10	11	12	
5	COL assignment for each Line key	Line key 1 <small>✕3401-</small>	X											
		Line key 2 <small>✕3402-</small>		X										
		Line key 3 <small>✕3403-</small>			X									
		Line key 4 <small>✕3404-</small>				X								
		Line key 5 <small>✕3405-</small>					X							
		Line key 6 <small>✕3406-</small>						X						
		Line key 7 <small>✕3407-</small>			X				X					
		Line key 8 <small>✕3408-</small>								X				
		Line key 9 <small>✕3409-</small>									X			
		Line key 10 <small>✕3410-</small>										X		
		Line key 11 <small>✕3411-</small>											X	
		Line key 12 <small>✕3412-</small>												X
4	Incoming call ringing		No ring						Ring					
		COL 1 <small>✕3401-0</small>			X									
		COL 2 <small>✕3402-0</small>			X									
		COL 3 <small>✕3403-0</small>			X									
		COL 4 <small>✕3404-0</small>			X									
		COL 5 <small>✕3405-0</small>			X									
		COL 6 <small>✕3406-0</small>			X									
		COL 7 <small>✕3407-0</small>			X									
		COL 8 <small>✕3408-0</small>			X									
		COL 9 <small>✕3409-0</small>			X									
		COL 10 <small>✕3410-0</small>			X									
		COL 11 <small>✕3411-0</small>			X									
COL 12 <small>✕3412-0</small>			X											
3	Interrupting incoming calls during conversation	No ring	Intercom incoming ring only				COL incoming ring only				Intercom and COL incoming ring			
		<small>✕3402-0</small>	<small>✕3402-1</small>				<small>✕3402-2</small> X				<small>✕3402-3</small>			
	Incoming calls from door box	No door box ring	Only door box A will ring				Only door box B will ring				Both door boxes A and B will ring			
		<small>✕3406-0</small> X	<small>✕3406-1</small>				<small>✕3406-2</small>				<small>✕3406-3</small>			

Extension No. 34 (OPTION)

MODE NO.	FEATURE	OPTION SELECTED					
3	Receiving calls from sensor	No alarm tone ✕ 3407-0 X		Alarm tone ring ✕ 3407-1			
	Zone paging	No paging ✕ 3405-0	Zone 1 ✕ 3405-1 X	Zone 2 ✕ 3405-2	Zone 3 ✕ 3405-3		
	Use of system speed dial group	Neither group A nor group B usable ✕ 3401-0	Only group A usable ✕ 3401-1	Only group B usable ✕ 3401-2	Both groups A and B usable ✕ 3401-3 X		
		Can not set night mode ✕ 3403-0 X		Can set night mode ✕ 3403-1			
	Receiving incoming calls in nighttime call mode	No night ring ✕ 3404-0 X		Have night ring ✕ 3404-1			
		Privacy override for outside call ✕ 3409-0 X		No privacy ✕ 3409-1			
6	Outside dialing restriction class		Class 1	Class 2	Class 3	Class 4	
		COL 1	Daytime	✕ 3401-1X	✕ 3401-2X	✕ 3401-3X	✕ 3401-4X X
			Night time	✕ 3401-X1	✕ 3401-X2	✕ 3401-X3	✕ 3401-X4 X
		COL 2	Daytime	✕ 3402-1X	✕ 3402-2X	✕ 3402-3X	✕ 3402-4X X
			Night time	✕ 3402-X1	✕ 3402-X2	✕ 3402-X3	✕ 3402-X4 X
		COL 3	Daytime	✕ 3403-1X	✕ 3403-2X	✕ 3403-3X	✕ 3403-4X X
			Night time	✕ 3403-X1	✕ 3403-X2	✕ 3403-X3	✕ 3403-X4 X
		COL 4	Daytime	✕ 3404-1X	✕ 3404-2X	✕ 3404-3X	✕ 3404-4X X
			Night time	✕ 3404-X1	✕ 3404-X2	✕ 3404-X3	✕ 3404-X4 X
		COL 5	Daytime	✕ 3405-1X	✕ 3405-2X	✕ 3405-3X	✕ 3405-4X X
			Night time	✕ 3405-X1	✕ 3405-X2	✕ 3405-X3	✕ 3405-X4 X
		COL 6	Daytime	✕ 3406-1X	✕ 3406-2X	✕ 3406-3X	✕ 3406-4X X
			Night time	✕ 3406-X1	✕ 3406-X2	✕ 3406-X3	✕ 3406-X4 X
		COL 7	Daytime	✕ 3407-1X	✕ 3407-2X	✕ 3407-3X	✕ 3407-4X X
Night time	✕ 3407-X1		✕ 3407-X2	✕ 3407-X3	✕ 3407-X4 X		
COL 8	Daytime	✕ 3408-1X	✕ 3408-2X	✕ 3408-3X	✕ 3408-4X X		
	Night time	✕ 3408-X1	✕ 3408-X2	✕ 3408-X3	✕ 3408-X4 X		
COL 9	Daytime	✕ 3409-1X	✕ 3409-2X	✕ 3409-3X	✕ 3409-4X X		
	Night time	✕ 3409-X1	✕ 3409-X2	✕ 3409-X3	✕ 3409-X4 X		
COL 10	Daytime	✕ 3410-1X	✕ 3410-2X	✕ 3410-3X	✕ 3410-4X X		
	Night time	✕ 3410-X1	✕ 3410-X2	✕ 3410-X3	✕ 3410-X4 X		
COL 11	Daytime	✕ 3411-1X	✕ 3411-2X	✕ 3411-3X	✕ 3411-4X X		
	Night time	✕ 3411-X1	✕ 3411-X2	✕ 3411-X3	✕ 3411-X4 X		
COL 12	Daytime	✕ 3412-1X	✕ 3412-2X	✕ 3412-3X	✕ 3412-4X X		
	Night time	✕ 3412-X1	✕ 3412-X2	✕ 3412-X3	✕ 3412-X4 X		
Restriction on outside calls by system speed dial	Not Restricted ✕ 0234-0			Restricted ✕ 0234-1 X			

**Extension No. 35 (OPTION)**

Room name: \_\_\_\_\_

MODE NO.	FEATURE	OPTION	SELECTED												
3	Telephone type	Key telephone	Direct station selector												
		✕ 3508-0 X	✕ 3508-2												
5	COL assignment for each Line key	COL No.													
			01	02	03	04	05	06	07	08	09	10	11	12	
		Line key 1 ✕3501-	X												
		Line key 2 ✕3502-		X											
		Line key 3 ✕3503-			X										
		Line key 4 ✕3504-				X									
		Line key 5 ✕3505-					X								
		Line key 6 ✕3506-						X							
		Line key 7 ✕3507-							X						
		Line key 8 ✕3508-								X					
		Line key 9 ✕3509-									X				
		Line key 10 ✕3510-										X			
		Line key 11 ✕3511-											X		
		Line key 12 ✕3512-												X	
4	Incoming call ringing	No ring						Ring							
		COL 1 ✕3501-0			X			✕3501-1							
		COL 2 ✕3502-0			X			✕3502-1							
		COL 3 ✕3503-0			X			✕3503-1							
		COL 4 ✕3504-0			X			✕3504-1							
		COL 5 ✕3505-0			X			✕3505-1							
		COL 6 ✕3506-0			X			✕3506-1							
		COL 7 ✕3507-0			X			✕3507-1							
		COL 8 ✕3508-0			X			✕3508-1							
		COL 9 ✕3509-0			X			✕3509-1							
		COL 10 ✕3510-0			X			✕3510-1							
		COL 11 ✕3511-0			X			✕3511-1							
		COL 12 ✕3512-0			X			✕3512-1							
3	Interrupting incoming calls during conversation	No ring	Intercom incoming ring only	COL incoming ring only	Intercom and COL incoming ring										
	✕3502-0	✕3502-1	✕3502-2 X	✕3502-3											
3	Incoming calls from door box	No door box ring	Only door box A will ring	Only door box B will ring	Both door boxes A and B will ring										
	✕3506-0 X	✕3506-1	✕3506-2	✕3506-3											

Extension No. 35 (OPTION)

MODE NO.	FEATURE	OPTION SELECTED				
3	Receiving calls from sensor	No alarm tone ✕ 3507-0 X		Alarm tone ring ✕ 3507-1		
	Zone paging	No paging ✕ 3505-0	Zone 1 ✕ 3505-1 X	Zone 2 ✕ 3505-2	Zone 3 ✕ 3505-3	
	Use of system speed dial group	Neither group A nor group B usable ✕ 3501-0	Only group A usable ✕ 3501-1	Only group B usable ✕ 3501-2	Both groups A and B usable ✕ 3501-3 X	
		Flexible night service setting		Can set night mode ✕ 3503-1		
	Receiving incoming calls in nighttime call mode	No night ring ✕ 3504-0 X		Have night ring ✕ 3504-1		
		Privacy override for outside call		No privacy ✕ 3509-1		
	6	Outside dialing restriction class		Class 1	Class 2	Class 3
COL 1			Daytime ✕ 3501-1X	✕ 3501-2X	✕ 3501-3X	✕ 3501-4X X
			Night time ✕ 3501-X1	✕ 3501-X2	✕ 3501-X3	✕ 3501-X4 X
COL 2			Daytime ✕ 3502-1X	✕ 3502-2X	✕ 3502-3X	✕ 3502-4X X
			Night time ✕ 3502-X1	✕ 3502-X2	✕ 3502-X3	✕ 3502-X4 X
COL 3			Daytime ✕ 3503-1X	✕ 3503-2X	✕ 3503-3X	✕ 3503-4X X
			Night time ✕ 3503-X1	✕ 3503-X2	✕ 3503-X3	✕ 3503-X4 X
COL 4			Daytime ✕ 3504-1X	✕ 3504-2X	✕ 3504-3X	✕ 3504-4X X
			Night time ✕ 3504-X1	✕ 3504-X2	✕ 3504-X3	✕ 3504-X4 X
COL 5			Daytime ✕ 3505-1X	✕ 3505-2X	✕ 3505-3X	✕ 3505-4X X
			Night time ✕ 3505-X1	✕ 3505-X2	✕ 3505-X3	✕ 3505-X4 X
COL 6			Daytime ✕ 3506-1X	✕ 3506-2X	✕ 3506-3X	✕ 3506-4X X
			Night time ✕ 3506-X1	✕ 3506-X2	✕ 3506-X3	✕ 3506-X4 X
COL 7			Daytime ✕ 3507-1X	✕ 3507-2X	✕ 3507-3X	✕ 3507-4X X
			Night time ✕ 3507-X1	✕ 3507-X2	✕ 3507-X3	✕ 3507-X4 X
COL 8			Daytime ✕ 3508-1X	✕ 3508-2X	✕ 3508-3X	✕ 3508-4X X
			Night time ✕ 3508-X1	✕ 3508-X2	✕ 3508-X3	✕ 3508-X4 X
COL 9			Daytime ✕ 3509-1X	✕ 3509-2X	✕ 3509-3X	✕ 3509-4X X
			Night time ✕ 3509-X1	✕ 3509-X2	✕ 3509-X3	✕ 3509-X4 X
COL 10			Daytime ✕ 3510-1X	✕ 3510-2X	✕ 3510-3X	✕ 3510-4X X
			Night time ✕ 3510-X1	✕ 3510-X2	✕ 3510-X3	✕ 3510-X4 X
COL 11			Daytime ✕ 3511-1X	✕ 3511-2X	✕ 3511-3X	✕ 3511-4X X
			Night time ✕ 3511-X1	✕ 3511-X2	✕ 3511-X3	✕ 3511-X4 X
COL 12			Daytime ✕ 3512-1X	✕ 3512-2X	✕ 3512-3X	✕ 3512-4X X
			Night time ✕ 3512-X1	✕ 3512-X2	✕ 3512-X3	✕ 3512-X4 X
			Restriction on outside calls by system speed dial	Not Restricted ✕ 0235-0		Restricted ✕ 0235-1 X

**Extension No. 36 (OPTION)**

Room name: \_\_\_\_\_

901150) AF 0W 104-1403

MODE NO.	FEATURE	OPTION SELECTED												
		COL No.												
		01	02	03	04	05	06	07	08	09	10	11	12	
5	COL assignment for each Line key	Line key 1 ✖3601-	X											
		Line key 2 ✖3602-	X	X										
		Line key 3 ✖3603-			X									
		Line key 4 ✖3604-				X								
		Line key 5 ✖3605-					X							
		Line key 6 ✖3606-						X						
		Line key 7 ✖3607-							X					
		Line key 8 ✖3608-								X				
		Line key 9 ✖3609-									X			
		Line key 10 ✖3610-										X		
		Line key 11 ✖3611-											X	
		Line key 12 ✖3612-												X
4	Incoming call ringing		No ring						Ring					
		COL 1 ✖3601-0			X				✖3601-1					
		COL 2 ✖3602-0			X				✖3602-1					
		COL 3 ✖3603-0			X				✖3603-1					
		COL 4 ✖3604-0			X				✖3604-1					
		COL 5 ✖3605-0			X				✖3605-1					
		COL 6 ✖3606-0			X				✖3606-1					
		COL 7 ✖3607-0			X				✖3607-1					
		COL 8 ✖3608-0			X				✖3608-1					
		COL 9 ✖3609-0			X				✖3609-1					
		COL 10 ✖3610-0			X				✖3610-1					
		COL 11 ✖3611-0			X				✖3611-1					
COL 12 ✖3612-0			X				✖3612-1							
3	Interrupting incoming calls during conversation	No ring	Intercom incoming ring only				COL incoming ring only				Intercom and COL incoming ring			
	✖3602-0		✖3602-1				✖3602-2				✖3602-3			
	Incoming calls from door box	No door box ring	Only door box A will ring				Only door box B will ring				Both door boxes A and B will ring			
	✖3606-0	X	✖3606-1				✖3606-2				✖3606-3			

Extension No. 36 (OPTION)

MODE NO.	FEATURE	OPTION SELECTED				
3	Receiving calls from sensor	No alarm tone ✕ 3607-0 X		Alarm tone ring ✕ 3607-1		
	Zone paging	No paging ✕ 3605-0	Zone 1 ✕ 3605-1 X	Zone 2 ✕ 3605-2	Zone 3 ✕ 3605-3	
	Use of system speed dial group	Neither group A nor group B usable ✕ 3601-0	Only group A usable ✕ 3601-1	Only group B usable ✕ 3601-2	Both groups A and B usable ✕ 3601-3 X	
		Flexible night service setting		Can set night mode ✕ 3603-1		
	Receiving incoming calls in nighttime call mode	No night ring ✕ 3604-0 X		Have night ring ✕ 3604-1		
		Privacy override for outside call		No privacy ✕ 3609-1		
6	Outside dialing restriction class		Class 1	Class 2	Class 3	Class 4
		COL 1	Daytime ✕ 3601-1X	✕ 3601-2X	✕ 3601-3X	✕ 3601-4X X
			Night time ✕ 3601-X1	✕ 3601-X2	✕ 3601-X3	✕ 3601-X4 X
		COL 2	Daytime ✕ 3602-1X	✕ 3602-2X	✕ 3602-3X	✕ 3602-4X X
			Night time ✕ 3602-X1	✕ 3602-X2	✕ 3602-X3	✕ 3602-X4 X
		COL 3	Daytime ✕ 3603-1X	✕ 3603-2X	✕ 3603-3X	✕ 3603-4X X
			Night time ✕ 3603-X1	✕ 3603-X2	✕ 3603-X3	✕ 3603-X4 X
		COL 4	Daytime ✕ 3604-1X	✕ 3604-2X	✕ 3604-3X	✕ 3604-4X X
			Night time ✕ 3604-X1	✕ 3604-X2	✕ 3604-X3	✕ 3604-X4 X
		COL 5	Daytime ✕ 3605-1X	✕ 3605-2X	✕ 3605-3X	✕ 3605-4X X
			Night time ✕ 3605-X1	✕ 3605-X2	✕ 3605-X3	✕ 3605-X4 X
		COL 6	Daytime ✕ 3606-1X	✕ 3606-2X	✕ 3606-3X	✕ 3606-4X X
			Night time ✕ 3606-X1	✕ 3606-X2	✕ 3606-X3	✕ 3606-X4 X
		COL 7	Daytime ✕ 3607-1X	✕ 3607-2X	✕ 3607-3X	✕ 3607-4X X
			Night time ✕ 3607-X1	✕ 3607-X2	✕ 3607-X3	✕ 3607-X4 X
		COL 8	Daytime ✕ 3608-1X	✕ 3608-2X	✕ 3608-3X	✕ 3608-4X X
			Night time ✕ 3608-X1	✕ 3608-X2	✕ 3608-X3	✕ 3608-X4 X
		COL 9	Daytime ✕ 3609-1X	✕ 3609-2X	✕ 3609-3X	✕ 3609-4X X
			Night time ✕ 3609-X1	✕ 3609-X2	✕ 3609-X3	✕ 3609-X4 X
		COL 10	Daytime ✕ 3610-1X	✕ 3610-2X	✕ 3610-3X	✕ 3610-4X X
			Night time ✕ 3610-X1	✕ 3610-X2	✕ 3610-X3	✕ 3610-X4 X
		COL 11	Daytime ✕ 3611-1X	✕ 3611-2X	✕ 3611-3X	✕ 3611-4X X
			Night time ✕ 3611-X1	✕ 3611-X2	✕ 3611-X3	✕ 3611-X4 X
COL 12	Daytime ✕ 3612-1X	✕ 3612-2X	✕ 3612-3X	✕ 3612-4X X		
	Night time ✕ 3612-X1	✕ 3612-X2	✕ 3612-X3	✕ 3612-X4 X		
	Restriction on outside calls by system speed dial	Not Restricted ✕ 0236-0		Restricted ✕ 0236-1 X		

Extension No. 37 (OPTION)

Room name:

(MOTSO) TO ON HOLDING

MODE NO.	FEATURE	OPTION	SELECTED												
3	Telephone type	Key telephone	Direct station selector												
		✕ 3708-0	✕ 3708-2												
5	COL assignment for each Line key	COL No.													
			01	02	03	04	05	06	07	08	09	10	11	12	
		Line key 1 ✕3701-	X												
		Line key 2 ✕3702-		X											
		Line key 3 ✕3703-			X										
		Line key 4 ✕3704-				X									
		Line key 5 ✕3705-					X								
		Line key 6 ✕3706-						X							
		Line key 7 ✕3707-							X						
		Line key 8 ✕3708-								X					
		Line key 9 ✕3709-									X				
		Line key 10 ✕3710-										X			
		Line key 11 ✕3711-											X		
		Line key 12 ✕3712-												X	
4	Incoming call ringing	No ring						Ring							
		COL 1	✕ 3701-0		X			✕ 3701-1							
		COL 2	✕ 3702-0		X			✕ 3702-1							
		COL 3	✕ 3703-0		X			✕ 3703-1							
		COL 4	✕ 3704-0		X			✕ 3704-1							
		COL 5	✕ 3705-0		X			✕ 3705-1							
		COL 6	✕ 3706-0		X			✕ 3706-1							
		COL 7	✕ 3707-0		X			✕ 3707-1							
		COL 8	✕ 3708-0		X			✕ 3708-1							
		COL 9	✕ 3709-0		X			✕ 3709-1							
		COL 10	✕ 3710-0		X			✕ 3710-1							
		COL 11	✕ 3711-0		X			✕ 3711-1							
		COL 12	✕ 3712-0		X			✕ 3712-1							
		3	Interrupting incoming calls during conversation	No ring	Intercom incoming ring only	COL incoming ring only	Intercom and COL incoming ring								
✕ 3702-0	✕ 3702-1			✕ 3702-2	✕ 3702-3										
3	Incoming calls from door box	No door box ring	Only door box A will ring	Only door box B will ring	Both door boxes A and B will ring										
		✕ 3706-0	✕ 3706-1	✕ 3706-2	✕ 3706-3										

Extension No. 37 (OPTION)

MODE NO.	FEATURE	OPTION SELECTED					
3	Receiving calls from sensor	No alarm tone		Alarm tone ring			
		✕ 3707-0	X	✕ 3707-1			
	Zone paging	No paging	Zone 1	Zone 2	Zone 3		
		✕ 3705-0	✕ 3705-1 X	✕ 3705-2	✕ 3705-3		
	Use of system speed dial group	Neither group A nor group B usable	Only group A usable	Only group B usable	Both groups A and B usable		
		✕ 3701-0	✕ 3701-1	✕ 3701-2	✕ 3701-3 X		
	Flexible night service setting	Can not set night mode		Can set night mode			
✕ 3703-0		X	✕ 3703-1				
Receiving incoming calls in nighttime call mode	No night ring		Have night ring				
	✕ 3704-0	X	✕ 3704-1				
Privacy override for outside call	Privacy		No privacy				
	✕ 3709-0	X	✕ 3709-1				
6	Outside dialing restriction class		Class 1	Class 2	Class 3	Class 4	
		COL 1	Daytime	✕ 3701-1X	✕ 3701-2X	✕ 3701-3X	✕ 3701-4X X
			Night time	✕ 3701-X1	✕ 3701-X2	✕ 3701-X3	✕ 3701-X4 X
		COL 2	Daytime	✕ 3702-1X	✕ 3702-2X	✕ 3702-3X	✕ 3702-4X X
			Night time	✕ 3702-X1	✕ 3702-X2	✕ 3702-X3	✕ 3702-X4 X
		COL 3	Daytime	✕ 3703-1X	✕ 3703-2X	✕ 3703-3X	✕ 3703-4X X
			Night time	✕ 3703-X1	✕ 3703-X2	✕ 3703-X3	✕ 3703-X4 X
		COL 4	Daytime	✕ 3704-1X	✕ 3704-2X	✕ 3704-3X	✕ 3704-4X X
			Night time	✕ 3704-X1	✕ 3704-X2	✕ 3704-X3	✕ 3704-X4 X
		COL 5	Daytime	✕ 3705-1X	✕ 3705-2X	✕ 3705-3X	✕ 3705-4X X
			Night time	✕ 3705-X1	✕ 3705-X2	✕ 3705-X3	✕ 3705-X4 X
		COL 6	Daytime	✕ 3706-1X	✕ 3706-2X	✕ 3706-3X	✕ 3706-4X X
			Night time	✕ 3706-X1	✕ 3706-X2	✕ 3706-X3	✕ 3706-X4 X
		COL 7	Daytime	✕ 3707-1X	✕ 3707-2X	✕ 3707-3X	✕ 3707-4X X
			Night time	✕ 3707-X1	✕ 3707-X2	✕ 3707-X3	✕ 3707-X4 X
		COL 8	Daytime	✕ 3708-1X	✕ 3708-2X	✕ 3708-3X	✕ 3708-4X X
			Night time	✕ 3708-X1	✕ 3708-X2	✕ 3708-X3	✕ 3708-X4 X
		COL 9	Daytime	✕ 3709-1X	✕ 3709-2X	✕ 3709-3X	✕ 3709-4X X
			Night time	✕ 3709-X1	✕ 3709-X2	✕ 3709-X3	✕ 3709-X4 X
		COL 10	Daytime	✕ 3710-1X	✕ 3710-2X	✕ 3710-3X	✕ 3710-4X X
			Night time	✕ 3710-X1	✕ 3710-X2	✕ 3710-X3	✕ 3710-X4 X
		COL 11	Daytime	✕ 3711-1X	✕ 3711-2X	✕ 3711-3X	✕ 3711-4X X
			Night time	✕ 3711-X1	✕ 3711-X2	✕ 3711-X3	✕ 3711-X4 X
		COL 12	Daytime	✕ 3712-1X	✕ 3712-2X	✕ 3712-3X	✕ 3712-4X X
			Night time	✕ 3712-X1	✕ 3712-X2	✕ 3712-X3	✕ 3712-X4 X
		Restriction on outside calls by system speed dial	Not Restricted		Restricted		
✕ 0237-0			✕ 0237-1	X			

Extension No. 38 (OPTION)

Room name:

Extension No. 38 (OPTION)

MODE NO.	FEATURE	OPTION SELECTED												
3	Telephone type	Key telephone						Single line telephone						
		✕ 3808-0 X						✕ 3808-1						
5	COL assignment for each Line key	COL No.												
			01	02	03	04	05	06	07	08	09	10	11	12
		Line key 1 ✕3801-	X											
		Line key 2 ✕3802-		X										
		Line key 3 ✕3803-			X									
		Line key 4 ✕3804-				X								
		Line key 5 ✕3805-					X							
		Line key 6 ✕3806-						X						
		Line key 7 ✕3807-							X					
		Line key 8 ✕3808-								X				
		Line key 9 ✕3809-									X			
		Line key 10 ✕3810-										X		
		Line key 11 ✕3811-											X	
Line key 12 ✕3812-												X		
4	Incoming call ringing	No ring						Ring						
		COL 1 ✕3801-0	X						✕3801-1					
		COL 2 ✕3802-0	X						✕3802-1					
		COL 3 ✕3803-0	X						✕3803-1					
		COL 4 ✕3804-0	X						✕3804-1					
		COL 5 ✕3805-0	X						✕3805-1					
		COL 6 ✕3806-0	X						✕3806-1					
		COL 7 ✕3807-0	X						✕3807-1					
		COL 8 ✕3808-0	X						✕3808-1					
		COL 9 ✕3809-0	X						✕3809-1					
		COL 10 ✕3810-0	X						✕3810-1					
		COL 11 ✕3811-0	X						✕3811-1					
		COL 12 ✕3812-0	X						✕3812-1					
3	Interrupting incoming calls during conversation	No ring		Intercom incoming ring only		COL incoming ring only		Intercom and COL incoming ring						
		✕3802-0		✕3802-1		✕3802-2 X		✕3802-3						
3	Incoming calls from door box	No door box ring		Only door box A will ring		Only door box B will ring		Both door boxes A and B will ring						
		✕3806-0 X		✕3806-1		✕3806-2		✕3806-3						

Extension No. 38 (OPTION)

MODE NO.	FEATURE	OPTION SELECTED					
3	Receiving calls from sensor	No alarm tone ✕ 3807-0 X		Alarm tone ring ✕ 3807-1			
	Zone paging	No paging ✕ 3805-0	Zone 1 ✕ 3805-1 X	Zone 2 ✕ 3805-2	Zone 3 ✕ 3805-3		
	Use of system speed dial group	Neither group A nor group B usable ✕ 3801-0	Only group A usable ✕ 3801-1	Only group B usable ✕ 3801-2	Both groups A and B usable ✕ 3801-3 X		
		Can not set night mode ✕ 3803-0 X		Can set night mode ✕ 3803-1			
	Flexible night service setting	No night ring ✕ 3804-0 X		Have night ring ✕ 3804-1			
	Receiving incoming calls in nighttime call mode	Privacy ✕ 3809-0 X		No privacy ✕ 3809-1			
	Privacy override for outside call						
6	Outside dialing restriction class		Class 1	Class 2	Class 3	Class 4	
		COL 1	Daytime ✕ 3801-1X Night time ✕ 3801-X1	✕ 3801-2X ✕ 3801-X2	✕ 3801-3X ✕ 3801-X3	✕ 3801-4X ✕ 3801-X4	X X
		COL 2	Daytime ✕ 3802-1X Night time ✕ 3802-X1	✕ 3802-2X ✕ 3802-X2	✕ 3802-3X ✕ 3802-X3	✕ 3802-4X ✕ 3802-X4	X X
		COL 3	Daytime ✕ 3803-1X Night time ✕ 3803-X1	✕ 3803-2X ✕ 3803-X2	✕ 3803-3X ✕ 3803-X3	✕ 3803-4X ✕ 3803-X4	X X
		COL 4	Daytime ✕ 3804-1X Night time ✕ 3804-X1	✕ 3804-2X ✕ 3804-X2	✕ 3804-3X ✕ 3804-X3	✕ 3804-4X ✕ 3804-X4	X X
		COL 5	Daytime ✕ 3805-1X Night time ✕ 3805-X1	✕ 3805-2X ✕ 3805-X2	✕ 3805-3X ✕ 3805-X3	✕ 3805-4X ✕ 3805-X4	X X
		COL 6	Daytime ✕ 3806-1X Night time ✕ 3806-X1	✕ 3806-2X ✕ 3806-X2	✕ 3806-3X ✕ 3806-X3	✕ 3806-4X ✕ 3806-X4	X X
		COL 7	Daytime ✕ 3807-1X Night time ✕ 3807-X1	✕ 3807-2X ✕ 3807-X2	✕ 3807-3X ✕ 3807-X3	✕ 3807-4X ✕ 3807-X4	X X
		COL 8	Daytime ✕ 3808-1X Night time ✕ 3808-X1	✕ 3808-2X ✕ 3808-X2	✕ 3808-3X ✕ 3808-X3	✕ 3808-4X ✕ 3808-X4	X X
		COL 9	Daytime ✕ 3809-1X Night time ✕ 3809-X1	✕ 3809-2X ✕ 3809-X2	✕ 3809-3X ✕ 3809-X3	✕ 3809-4X ✕ 3809-X4	X X
		COL 10	Daytime ✕ 3810-1X Night time ✕ 3810-X1	✕ 3810-2X ✕ 3810-X2	✕ 3810-3X ✕ 3810-X3	✕ 3810-4X ✕ 3810-X4	X X
		COL 11	Daytime ✕ 3811-1X Night time ✕ 3811-X1	✕ 3811-2X ✕ 3811-X2	✕ 3811-3X ✕ 3811-X3	✕ 3811-4X ✕ 3811-X4	X X
		COL 12	Daytime ✕ 3812-1X Night time ✕ 3812-X1	✕ 3812-2X ✕ 3812-X2	✕ 3812-3X ✕ 3812-X3	✕ 3812-4X ✕ 3812-X4	X X
		Restriction on outside calls by system speed dial	Not Restricted ✕ 0238-0		Restricted ✕ 0238-1 X		

**Extension No. 39 (OPTION)**

Room name: \_\_\_\_\_

MODE NO.	FEATURE	OPTION SELECTED													
3	Telephone type	Key telephone				Single line telephone				Direct station selector					
		✕ 3908-0 X				✕ 3908-1				✕ 3908-2					
5	COL assignment for each Line key	COL No.													
			01	02	03	04	05	06	07	08	09	10	11	12	
		Line key 1 ✕3901-	X												
		Line key 2 ✕3902-		X											
		Line key 3 ✕3903-			X										
		Line key 4 ✕3904-				X									
		Line key 5 ✕3905-					X								
		Line key 6 ✕3906-						X							
		Line key 7 ✕3907-							X						
		Line key 8 ✕3908-								X					
		Line key 9 ✕3909-									X				
		Line key 10 ✕3910-										X			
		Line key 11 ✕3911-											X		
		Line key 12 ✕3912-												X	
4	Incoming call ringing	No ring						Ring							
		COL 1 ✕3901-0	X						✕3901-1						
		COL 2 ✕3902-0	X						✕3902-1						
		COL 3 ✕3903-0	X						✕3903-1						
		COL 4 ✕3904-0	X						✕3904-1						
		COL 5 ✕3905-0	X						✕3905-1						
		COL 6 ✕3906-0	X						✕3906-1						
		COL 7 ✕3907-0	X						✕3907-1						
		COL 8 ✕3908-0	X						✕3908-1						
		COL 9 ✕3909-0	X						✕3909-1						
		COL 10 ✕3910-0	X						✕3910-1						
		COL 11 ✕3911-0	X						✕3911-1						
		COL 12 ✕3912-0	X						✕3912-1						
3	Interrupting incoming calls during conversation	No ring		Intercom incoming ring only		COL incoming ring only		Intercom and COL incoming ring							
		✕3902-0		✕3902-1		✕3902-2 X		✕3902-3							
3	Incoming calls from door box	No door box ring		Only door box A will ring		Only door box B will ring		Both door boxes A and B will ring							
		✕3906-0 X		✕3906-1		✕3906-2		✕3906-3							

Extension No. 39 (OPTION)

MODE NO.	FEATURE	OPTION SELECTED					
3	Receiving calls from sensor	No alarm tone ✕ 3907-0		Alarm tone ring ✕ 3907-1			
	Zone paging	No paging ✕ 3905-0	Zone 1 ✕ 3905-1	Zone 2 ✕ 3905-2	Zone 3 ✕ 3905-3		
	Use of system speed dial group	Neither group A nor group B usable ✕ 3901-0	Only group A usable ✕ 3901-1	Only group B usable ✕ 3901-2	Both groups A and B usable ✕ 3901-3		
	Flexible night service setting	Can not set night mode ✕ 3903-0		Can set night mode ✕ 3903-1			
	Receiving incoming calls in nighttime call mode	No night ring ✕ 3904-0		Have night ring ✕ 3904-1			
	Privacy override for outside call	Privacy ✕ 3909-0		No privacy ✕ 3909-1			
	6	Outside dialing restriction class		Class 1	Class 2	Class 3	Class 4
COL 1			Daytime ✕ 3901-1X	✕ 3901-2X	✕ 3901-3X	✕ 3901-4X	✕
			Night time ✕ 3901-X1	✕ 3901-X2	✕ 3901-X3	✕ 3901-X4	✕
COL 2			Daytime ✕ 3902-1X	✕ 3902-2X	✕ 3902-3X	✕ 3902-4X	✕
			Night time ✕ 3902-X1	✕ 3902-X2	✕ 3902-X3	✕ 3902-X4	✕
COL 3			Daytime ✕ 3903-1X	✕ 3903-2X	✕ 3903-3X	✕ 3903-4X	✕
			Night time ✕ 3903-X1	✕ 3903-X2	✕ 3903-X3	✕ 3903-X4	✕
COL 4			Daytime ✕ 3904-1X	✕ 3904-2X	✕ 3904-3X	✕ 3904-4X	✕
			Night time ✕ 3904-X1	✕ 3904-X2	✕ 3904-X3	✕ 3904-X4	✕
COL 5			Daytime ✕ 3905-1X	✕ 3905-2X	✕ 3905-3X	✕ 3905-4X	✕
			Night time ✕ 3905-X1	✕ 3905-X2	✕ 3905-X3	✕ 3905-X4	✕
COL 6			Daytime ✕ 3906-1X	✕ 3906-2X	✕ 3906-3X	✕ 3906-4X	✕
			Night time ✕ 3906-X1	✕ 3906-X2	✕ 3906-X3	✕ 3906-X4	✕
COL 7			Daytime ✕ 3907-1X	✕ 3907-2X	✕ 3907-3X	✕ 3907-4X	✕
			Night time ✕ 3907-X1	✕ 3907-X2	✕ 3907-X3	✕ 3907-X4	✕
COL 8			Daytime ✕ 3908-1X	✕ 3908-2X	✕ 3908-3X	✕ 3908-4X	✕
			Night time ✕ 3908-X1	✕ 3908-X2	✕ 3908-X3	✕ 3908-X4	✕
COL 9			Daytime ✕ 3909-1X	✕ 3909-2X	✕ 3909-3X	✕ 3909-4X	✕
			Night time ✕ 3909-X1	✕ 3909-X2	✕ 3909-X3	✕ 3909-X4	✕
COL 10			Daytime ✕ 3910-1X	✕ 3910-2X	✕ 3910-3X	✕ 3910-4X	✕
			Night time ✕ 3910-X1	✕ 3910-X2	✕ 3910-X3	✕ 3910-X4	✕
COL 11			Daytime ✕ 3911-1X	✕ 3911-2X	✕ 3911-3X	✕ 3911-4X	✕
			Night time ✕ 3911-X1	✕ 3911-X2	✕ 3911-X3	✕ 3911-X4	✕
COL 12	Daytime ✕ 3912-1X	✕ 3912-2X	✕ 3912-3X	✕ 3912-4X	✕		
	Night time ✕ 3912-X1	✕ 3912-X2	✕ 3912-X3	✕ 3912-X4	✕		
	Restriction on outside calls by system speed dial	Not Restricted ✕ 0239-0		Restricted ✕ 0239-1			

Extension No. 40 (OPTION)

Room name:

(OPTION) DA 1001 notandix

MODE NO.	FEATURE	OPTION	SELECTED												
3	Telephone type	Key telephone	Single line telephone												
		✕ 4008-0 X	✕ 4008-1												
5	COL assignment for each Line key	COL No.													
			01	02	03	04	05	06	07	08	09	10	11	12	
		Line key 1 ✕4001-	X												
		Line key 2 ✕4002-		X											
		Line key 3 ✕4003-			X										
		Line key 4 ✕4004-				X									
		Line key 5 ✕4005-					X								
		Line key 6 ✕4006-						X							
		Line key 7 ✕4007-							X						
		Line key 8 ✕4008-								X					
		Line key 9 ✕4009-									X				
		Line key 10 ✕4010-										X			
		Line key 11 ✕4011-											X		
Line key 12 ✕4012-												X			
4	Incoming call ringing	No ring						Ring							
		COL 1 ✕4001-0	X						✕4001-1						
		COL 2 ✕4002-0	X						✕4002-1						
		COL 3 ✕4003-0	X						✕4003-1						
		COL 4 ✕4004-0	X						✕4004-1						
		COL 5 ✕4005-0	X						✕4005-1						
		COL 6 ✕4006-0	X						✕4006-1						
		COL 7 ✕4007-0	X						✕4007-1						
		COL 8 ✕4008-0	X						✕4008-1						
		COL 9 ✕4009-0	X						✕4009-1						
		COL 10 ✕4010-0	X						✕4010-1						
		COL 11 ✕4011-0	X						✕4011-1						
		COL 12 ✕4012-0	X						✕4012-1						
3	Interrupting incoming calls during conversation	No ring	Intercom incoming ring only	COL incoming ring only	Intercom and COL incoming ring										
	✕4002-0	✕4002-1	✕4002-2 X	✕4002-3											
3	Incoming calls from door box	No door box ring	Only door box A will ring	Only door box B will ring	Both door boxes A and B will ring										
	✕4006-0 X	✕4006-1	✕4006-2	✕4006-3											

Extension No. 40 (OPTION)

MODE NO.	FEATURE	OPTION		SELECTED			
3	Receiving calls from sensor	No alarm tone ✕ 4007-0		Alarm tone ring ✕ 4007-1			
	Zone paging	No paging ✕ 4005-0		Zone 1 ✕ 4005-1	Zone 2 ✕ 4005-2	Zone 3 ✕ 4005-3	
				✕			
	Use of system speed dial group	Neither group A nor group B usable ✕ 4001-0		Only group A usable ✕ 4001-1	Only group B usable ✕ 4001-2	Both groups A and B usable ✕ 4001-3	
						✕	
	Flexible night service setting	Can not set night mode ✕ 4003-0		Can set night mode ✕ 4003-1			
				✕			
Receiving incoming calls in nighttime call mode	No night ring ✕ 4004-0		Have night ring ✕ 4004-1				
			✕				
Privacy override for outside call	Privacy ✕ 4009-0		No privacy ✕ 4009-1				
			✕				
6	Outside dialing restriction class		Class 1	Class 2	Class 3	Class 4	
		COL 1	Daytime ✕ 4001-1X	✕ 4001-2X	✕ 4001-3X	✕ 4001-4X	✕
			Night time ✕ 4001-X1	✕ 4001-X2	✕ 4001-X3	✕ 4001-X4	✕
		COL 2	Daytime ✕ 4002-1X	✕ 4002-2X	✕ 4002-3X	✕ 4002-4X	✕
			Night time ✕ 4002-X1	✕ 4002-X2	✕ 4002-X3	✕ 4002-X4	✕
		COL 3	Daytime ✕ 4003-1X	✕ 4003-2X	✕ 4003-3X	✕ 4003-4X	✕
			Night time ✕ 4003-X1	✕ 4003-X2	✕ 4003-X3	✕ 4003-X4	✕
		COL 4	Daytime ✕ 4004-1X	✕ 4004-2X	✕ 4004-3X	✕ 4004-4X	✕
			Night time ✕ 4004-X1	✕ 4004-X2	✕ 4004-X3	✕ 4004-X4	✕
		COL 5	Daytime ✕ 4005-1X	✕ 4005-2X	✕ 4005-3X	✕ 4005-4X	✕
			Night time ✕ 4005-X1	✕ 4005-X2	✕ 4005-X3	✕ 4005-X4	✕
		COL 6	Daytime ✕ 4006-1X	✕ 4006-2X	✕ 4006-3X	✕ 4006-4X	✕
			Night time ✕ 4006-X1	✕ 4006-X2	✕ 4006-X3	✕ 4006-X4	✕
		COL 7	Daytime ✕ 4007-1X	✕ 4007-2X	✕ 4007-3X	✕ 4007-4X	✕
			Night time ✕ 4007-X1	✕ 4007-X2	✕ 4007-X3	✕ 4007-X4	✕
		COL 8	Daytime ✕ 4008-1X	✕ 4008-2X	✕ 4008-3X	✕ 4008-4X	✕
			Night time ✕ 4008-X1	✕ 4008-X2	✕ 4008-X3	✕ 4008-X4	✕
		COL 9	Daytime ✕ 4009-1X	✕ 4009-2X	✕ 4009-3X	✕ 4009-4X	✕
			Night time ✕ 4009-X1	✕ 4009-X2	✕ 4009-X3	✕ 4009-X4	✕
		COL 10	Daytime ✕ 4010-1X	✕ 4010-2X	✕ 4010-3X	✕ 4010-4X	✕
			Night time ✕ 4010-X1	✕ 4010-X2	✕ 4010-X3	✕ 4010-X4	✕
		COL 11	Daytime ✕ 4011-1X	✕ 4011-2X	✕ 4011-3X	✕ 4011-4X	✕
			Night time ✕ 4011-X1	✕ 4011-X2	✕ 4011-X3	✕ 4011-X4	✕
		COL 12	Daytime ✕ 4012-1X	✕ 4012-2X	✕ 4012-3X	✕ 4012-4X	✕
			Night time ✕ 4012-X1	✕ 4012-X2	✕ 4012-X3	✕ 4012-X4	✕
		Restriction on outside calls by system speed dial	Not Restricted ✕ 0240-0		Restricted ✕ 0240-1		
					✕		

Extension No. 41 (OPTION)

Room name:

(407/90) 13 off extension 41

MODE NO.	FEATURE	OPTION SELECTED													
3	Telephone type	Key telephone				Single line telephone				Direct station selector					
		✕ 4108-0 X				✕ 4108-1				✕ 4108-2					
5	COL assignment for each Line key	COL No.													
			01	02	03	04	05	06	07	08	09	10	11	12	
		Line key 1 ✕4101-	X												
		Line key 2 ✕4102-		X											
		Line key 3 ✕4103-			X										
		Line key 4 ✕4104-				X									
		Line key 5 ✕4105-					X								
		Line key 6 ✕4106-						X							
		Line key 7 ✕4107-							X						
		Line key 8 ✕4108-								X					
		Line key 9 ✕4109-									X				
		Line key 10 ✕4110-										X			
		Line key 11 ✕4111-											X		
Line key 12 ✕4112-												X			
4	Incoming call ringing	No ring						Ring							
		COL 1	✕ 4101-0		X			✕ 4101-1							
		COL 2	✕ 4102-0		X			✕ 4102-1							
		COL 3	✕ 4103-0		X			✕ 4103-1							
		COL 4	✕ 4104-0		X			✕ 4104-1							
		COL 5	✕ 4105-0		X			✕ 4105-1							
		COL 6	✕ 4106-0		X			✕ 4106-1							
		COL 7	✕ 4107-0		X			✕ 4107-1							
		COL 8	✕ 4108-0		X			✕ 4108-1							
		COL 9	✕ 4109-0		X			✕ 4109-1							
		COL 10	✕ 4110-0		X			✕ 4110-1							
		COL 11	✕ 4111-0		X			✕ 4111-1							
		COL 12	✕ 4112-0		X			✕ 4112-1							
3	Interrupting incoming calls during conversation	No ring	Intercom incoming ring only				COL incoming ring only				Intercom and COL incoming ring				
		✕4102-0	✕4102-1				✕4102-2 X				✕4102-3				
3	Incoming calls from door box	No door box ring	Only door box A will ring				Only door box B will ring				Both door boxes A and B will ring				
		✕4106-0 X	✕4106-1				✕4106-2				✕4106-3				

Extension No. 41 (OPTION)

MODE NO.	FEATURE	OPTION SELECTED					
3	Receiving calls from sensor	No alarm tone ✕ 4107-0		Alarm tone ring ✕ 4107-1			
	Zone paging	No paging ✕ 4105-0	Zone 1 ✕ 4105-1	Zone 2 ✕ 4105-2	Zone 3 ✕ 4105-3		
	Use of system speed dial group	Neither group A nor group B usable ✕ 4101-0	Only group A usable ✕ 4101-1	Only group B usable ✕ 4101-2	Both groups A and B usable ✕ 4101-3		
		Can not set night mode ✕ 4103-0		Can set night mode ✕ 4103-1			
	Receiving incoming calls in nighttime call mode	No night ring ✕ 4104-0		Have night ring ✕ 4104-1			
	Privacy override for outside call	Privacy ✕ 4109-0		No privacy ✕ 4109-1			
		6	Outside dialing restriction class		Class 1	Class 2	Class 3
COL 1	Daytime			✕ 4101-1X	✕ 4101-2X	✕ 4101-3X	✕ 4101-4X
	Night time			✕ 4101-X1	✕ 4101-X2	✕ 4101-X3	✕ 4101-X4
COL 2	Daytime			✕ 4102-1X	✕ 4102-2X	✕ 4102-3X	✕ 4102-4X
	Night time			✕ 4102-X1	✕ 4102-X2	✕ 4102-X3	✕ 4102-X4
COL 3	Daytime			✕ 4103-1X	✕ 4103-2X	✕ 4103-3X	✕ 4103-4X
	Night time			✕ 4103-X1	✕ 4103-X2	✕ 4103-X3	✕ 4103-X4
COL 4	Daytime			✕ 4104-1X	✕ 4104-2X	✕ 4104-3X	✕ 4104-4X
	Night time			✕ 4104-X1	✕ 4104-X2	✕ 4104-X3	✕ 4104-X4
COL 5	Daytime			✕ 4105-1X	✕ 4105-2X	✕ 4105-3X	✕ 4105-4X
	Night time			✕ 4105-X1	✕ 4105-X2	✕ 4105-X3	✕ 4105-X4
COL 6	Daytime			✕ 4106-1X	✕ 4106-2X	✕ 4106-3X	✕ 4106-4X
	Night time			✕ 4106-X1	✕ 4106-X2	✕ 4106-X3	✕ 4106-X4
COL 7	Daytime			✕ 4107-1X	✕ 4107-2X	✕ 4107-3X	✕ 4107-4X
	Night time			✕ 4107-X1	✕ 4107-X2	✕ 4107-X3	✕ 4107-X4
COL 8	Daytime			✕ 4108-1X	✕ 4108-2X	✕ 4108-3X	✕ 4108-4X
	Night time			✕ 4108-X1	✕ 4108-X2	✕ 4108-X3	✕ 4108-X4
COL 9	Daytime			✕ 4109-1X	✕ 4109-2X	✕ 4109-3X	✕ 4109-4X
	Night time			✕ 4109-X1	✕ 4109-X2	✕ 4109-X3	✕ 4109-X4
COL 10	Daytime			✕ 4110-1X	✕ 4110-2X	✕ 4110-3X	✕ 4110-4X
	Night time			✕ 4110-X1	✕ 4110-X2	✕ 4110-X3	✕ 4110-X4
COL 11	Daytime			✕ 4111-1X	✕ 4111-2X	✕ 4111-3X	✕ 4111-4X
	Night time			✕ 4111-X1	✕ 4111-X2	✕ 4111-X3	✕ 4111-X4
COL 12	Daytime			✕ 4112-1X	✕ 4112-2X	✕ 4112-3X	✕ 4112-4X
	Night time	✕ 4112-X1	✕ 4112-X2	✕ 4112-X3	✕ 4112-X4		
Restriction on outside calls by system speed dial	Not Restricted ✕ 0241-0			Restricted ✕ 0241-1			
	✕						

## Priority for simultaneous calling and receiving

The following table shows the line connection priority when simultaneous callings and receivings occur. The prior calling or receiving takes priority of other callings or receivings in all cases other than those marked with a symbol "\*" in the table. The line connection states for later callings or receivings are as shown in the table.

### Key telephone

		Later		Incoming COL call	Hold call reminder	Incoming DSS TEL call	incoming intercom call		incoming door box call	incoming Paging call	incoming sensor signal	Calling via COL	Calling via intercom
							**	***					
Prior													
During incoming call	Incoming COL call		Standby	Standby	*	BT	BT	IT-2	Stopped	IT-2	*	*	
	Hold call reminder		Standby	Standby	*	BT	BT	IT-2	Stopped	IT-2	*	*	
	Incoming DSS TEL call		Standby or IT	Standby	—	IT	BT	IT-2	Stopped	IT-2	*	*	
	Incoming Intercom call	Voice Paging access	Standby or IT	Standby	IT	IT	BT	IT-2	Stopped	IT-2	*	*	
		Tone paging access	*	Standby	*	BT	BT	IT-2	Stopped	IT-2	*	*	
	Intercom door box		*	Standby	*	*	*	*	Stopped	IT-2	*	*	
	Intercom paging call		*	Standby	*	*	*	*	—	IT-2	*	*	
During conversation	COL Conversation	**	IT	Standby	IT	IT	BT	IT-2	Stopped	IT-2	*	*	
		***	Standby	Standby	IT	IT	BT	IT-2	Stopped	IT-2	*	*	
	Intercom conversation		Standby or IT	Standby	IT	IT	BT	IT-2	Stopped	IT-2	*	—	
	In talk-back		Standby or IT	Standby	IT	IT	BT	IT-2	Stopped	IT-2	*	—	
	Door box conversation		Standby or IT	Standby	IT	IT	BT	IT-2	Stopped	IT-2	*	—	
	Paging access		Standby or IT	Standby	IT	IT	BT	IT-2	—	IT-2	*	—	
	DSS TEL conversation		Standby or IT	Standby	IT	IT	BT	IT-2	Stopped	IT-2	*	—	
Incoming sensor signal		*	*	*	*	*	*	*	*	*	*	*	

## Single line telephone

		Later		incoming DSS TEL call	Incoming intercom call	Incoming door box call	Hook-up
		Incoming COL call	Hold call Reminder				
During incoming call	Incoming COL call	Standby	—	*	BT	ICT	*
	Hold call Reminder	Standby	Standby	*	BT	ICT	*
During incoming call	Incoming DSS TEL call	Standby	—	—	BT	ICT	*
	Incoming intercom call	*	—	*	BT	ICT	*
During conversation		Standby	—	BT	BT	ICT	—
Incoming door box call		Standby	—	*	BT	ICT	*

- NOTE**
- BT : Busy Tone.
  - IT : Incoming call during Busy Tone.
  - IT-2 : Door box being used is set to the IT state.
  - Standby : Set to the IT state when COL off-hook Signaling is available, or set to the Standby State or IT when the same is not available.
  - ICT : Incoming signal is heard at TEL under conversation.
  - \* : The prior state will be Standby or Stopped, while the later state will become effective.
  - \*\* : When intercom off-hook signaling is available.
  - \*\*\* : When intercom off-hook signaling is not available.

DUBUGCBJWHY Yd\cbY GngHYa g



See More  
Panasonic Manuals



www.voicesonic.com  
Phone 877-289-2829